



US00D668596S

(12) **United States Design Patent**
Leahy

(10) **Patent No.:** **US D668,596 S**

(45) **Date of Patent:** **** Oct. 9, 2012**

(54) **AUTOMOTIVE CHARGE INDICATOR**

(75) Inventor: **Andrew Leahy**, Laguna Niguel, CA (US)

(73) Assignee: **Fisker Automotive, Inc.**, Irvine, CA (US)

(**) Term: **14 Years**

(21) Appl. No.: **29/384,049**

(22) Filed: **Jan. 26, 2011**

Related U.S. Application Data

(62) Division of application No. 29/330,613, filed on Jan. 9, 2009, now Pat. No. Des. 631,795.

(51) **LOC (9) Cl.** **12-08**

(52) **U.S. Cl.** **D12/190**

(58) **Field of Classification Search** D12/190,
D12/400, 90, 91, 92, 199, 197, 86, 171, 169,
D12/163, 110, 114; D11/211, 81, 157, 133,
D11/172; D20/11, 23, 24, 25, 30, 31, 32;
293/102, 115; 40/413, 591, 592; 428/31

See application file for complete search history.

(56) **References Cited**

U.S. PATENT DOCUMENTS

D379,170 S *	5/1997	Moore et al.	D12/190
D389,438 S	1/1998	Guichard et al.		
D400,839 S *	11/1998	Moore et al.	D12/190
D403,998 S *	1/1999	Hutzel et al.	D12/190
D447,459 S *	9/2001	Oh	D12/196
D523,778 S	6/2006	Saridakis et al.		
D539,703 S	4/2007	Woodhouse et al.		
D540,228 S *	4/2007	Lai	D12/190
D545,258 S *	6/2007	Teng et al.	D12/190
D553,053 S	10/2007	McChesney et al.		
D555,042 S	11/2007	Davidson et al.		
D563,277 S	3/2008	Thomas et al.		
D566,022 S *	4/2008	Johnson	D12/190

D608,262 S *	1/2010	Truebsbach	D12/190
D609,149 S *	2/2010	Larson et al.	D12/181
D612,768 S	3/2010	Fisker et al.		
D620,412 S	7/2010	Beigel et al.		
D627,279 S	11/2010	Fisker et al.		
D630,143 S *	1/2011	Stahel et al.	D12/195
D631,795 S	2/2011	Fisker et al.		
D631,806 S *	2/2011	Schneider	D12/190
D631,807 S *	2/2011	Clottu	D12/190
D636,712 S *	4/2011	Shymkiw	D12/190
D639,219 S	6/2011	Fisker et al.		

(Continued)

OTHER PUBLICATIONS

Notice of Allowance in U.S. Appl. No. 29/383,992 dated Mar. 14, 2012.

(Continued)

Primary Examiner — Caron D Veynar

Assistant Examiner — Katrina A Betton

(74) *Attorney, Agent, or Firm* — Foley & Lardner LLP

(57) **CLAIM**

The ornamental design for an automotive charge indicator, as shown and described.

DESCRIPTION

FIG. 1 is a front perspective view of an automotive charge indicator shown on the left side of a vehicle in broken lines; FIG. 2 is a front elevational view;

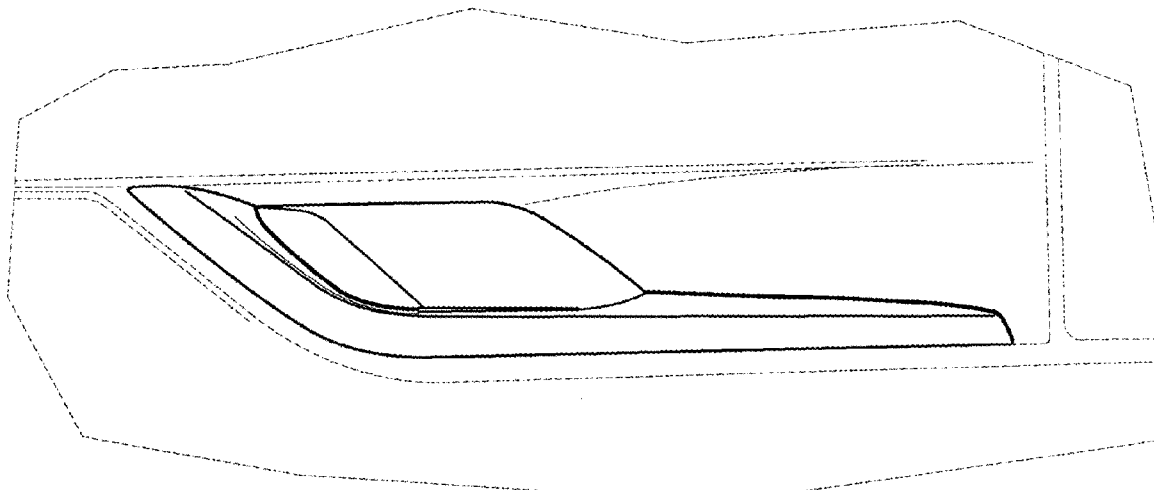
FIG. 3 is a front elevational view with partial stippling representing illumination of the charge indicator;

FIG. 4 is a front elevational view with stippling representing full illumination of the charge indicator; and,

FIG. 5 is a front perspective view of another embodiment thereof.

The vehicle shown in broken lines is for illustrative purposes only and forms no part of the claimed design.

1 Claim, 5 Drawing Sheets



US D668,596 S

Page 2

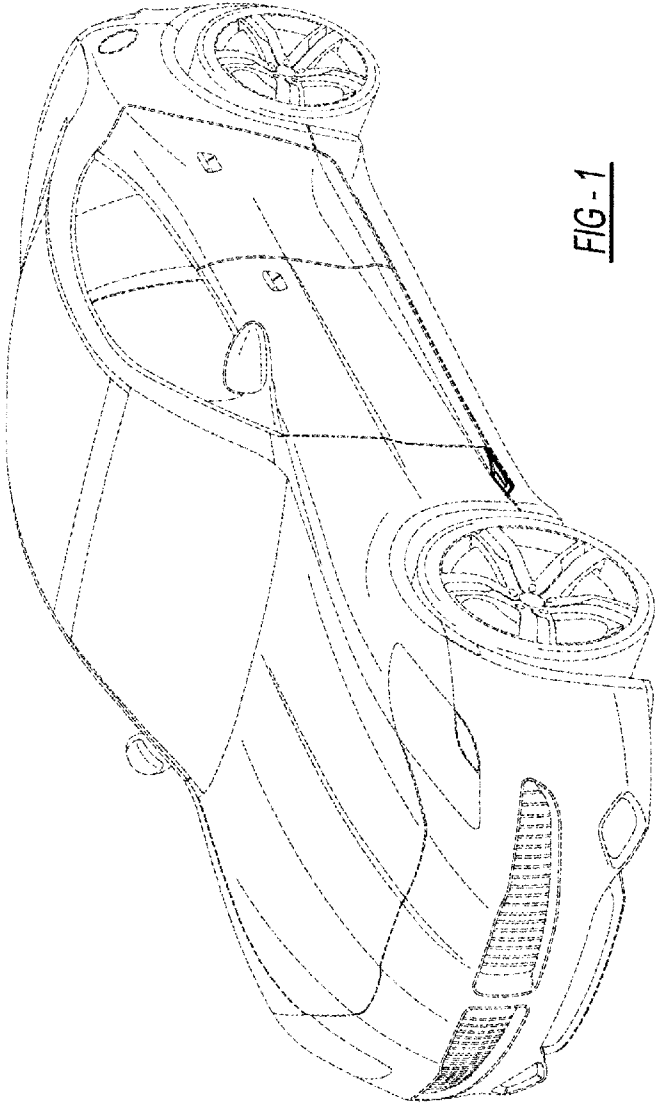
U.S. PATENT DOCUMENTS

D639,712 S 6/2011 Kerr et al.
D657,894 S 4/2012 Frenzel et al.
D658,320 S 4/2012 Goplen
D658,793 S 5/2012 Kato et al.

OTHER PUBLICATIONS

Office Action in U.S. Appl. No. 29/384,296 dated May 10, 2012.

* cited by examiner



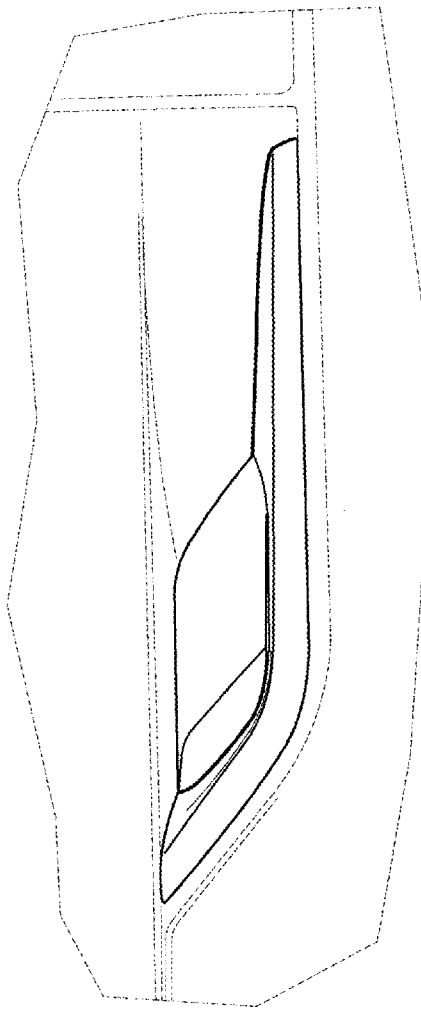


FIG-2

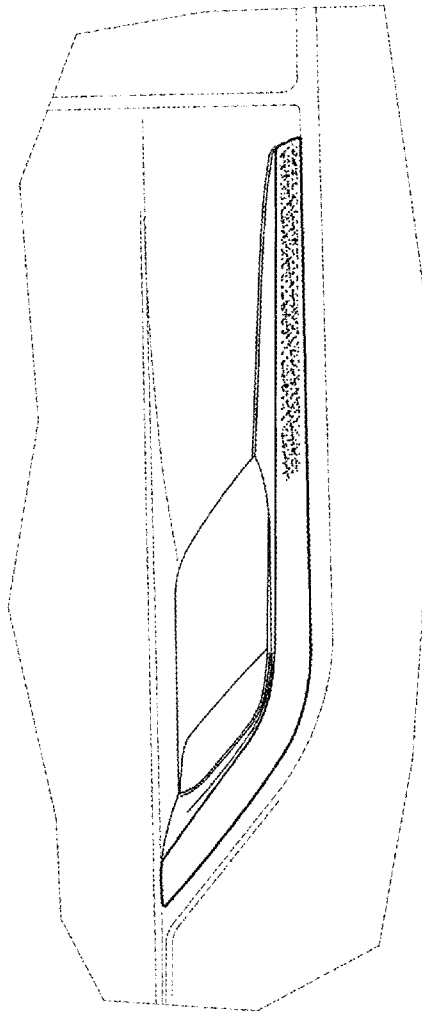


FIG - 3

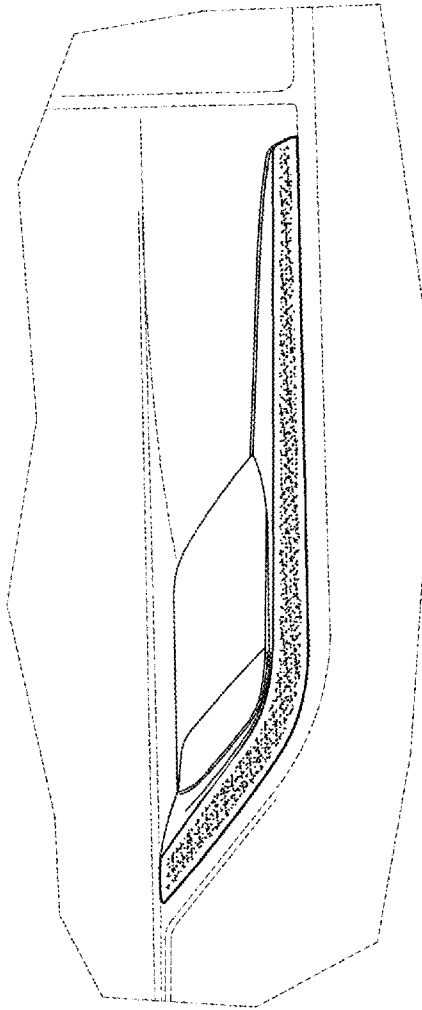


FIG - 4

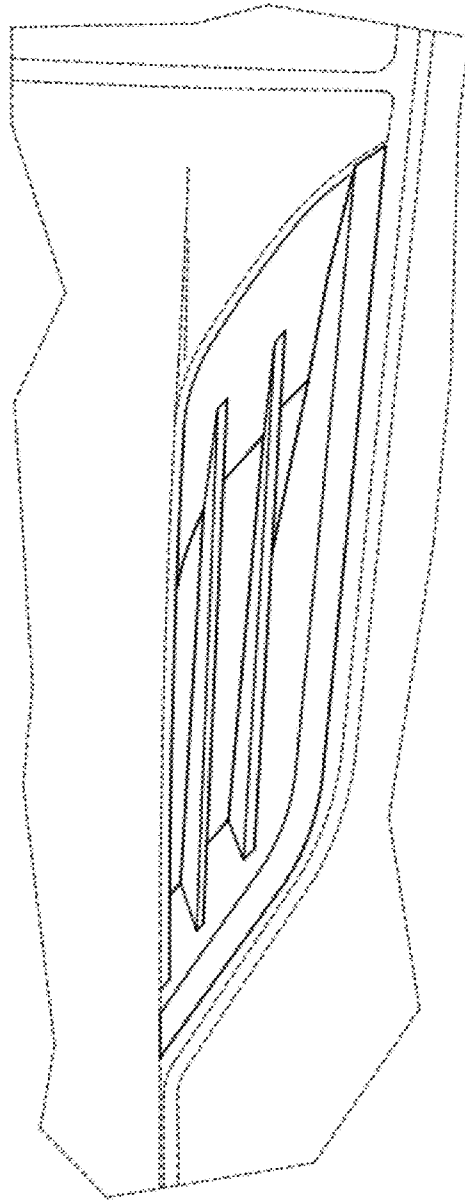


FIG. 5