



US00D725813S

(12) **United States Design Patent**
Badalla

(10) **Patent No.:** **US D725,813 S**

(45) **Date of Patent:** **** Mar. 31, 2015**

(54) **SPHERICAL LAMP**

(71) Applicant: **Marco Badalla**, Lipomo (IT)

(72) Inventor: **Marco Badalla**, Lipomo (IT)

(**) Term: **14 Years**

(21) Appl. No.: **29/438,400**

(22) Filed: **Nov. 29, 2012**

(30) **Foreign Application Priority Data**

May 30, 2012 (EM) 002049585/0001

May 30, 2012 (EM) 002049585/0002

(51) **LOC (10) Cl.** **26-03**

(52) **U.S. Cl.**

USPC **D26/110**

(58) **Field of Classification Search**

USPC D26/1, 24, 27, 93, 102, 104, 106, 110,
D26/112; 362/227, 235, 257, 268, 296.01,
362/310, 296.05, 317, 335, 338, 362, 363,
362/458, 808; D11/131, 145

See application file for complete search history.

(56) **References Cited**

U.S. PATENT DOCUMENTS

2,608,779	A *	9/1952	Joy	362/808
D335,003	S *	4/1993	O'Connell	D11/145
D349,174	S *	7/1994	Wu	D26/106
D403,800	S *	1/1999	Chen	D26/104
D425,650	S *	5/2000	Salcedo Ramos	D26/101
D428,185	S *	7/2000	Lau	D26/110
D433,769	S *	11/2000	Liu	D26/104
D465,299	S *	11/2002	Hsu	D26/104
D475,156	S *	5/2003	Franke	D26/104
D598,152	S *	8/2009	Tortel	D26/68

* cited by examiner

Primary Examiner — Brian N Vinson

(74) *Attorney, Agent, or Firm* — Young & Thompson

(57) **CLAIM**

The ornamental design for a spherical lamp, as shown and described.

DESCRIPTION

FIG. 1 is a front elevation view of a spherical lamp showing the new design;

FIG. 2 is a rear elevation view thereof;

FIG. 3 is a side elevation view thereof;

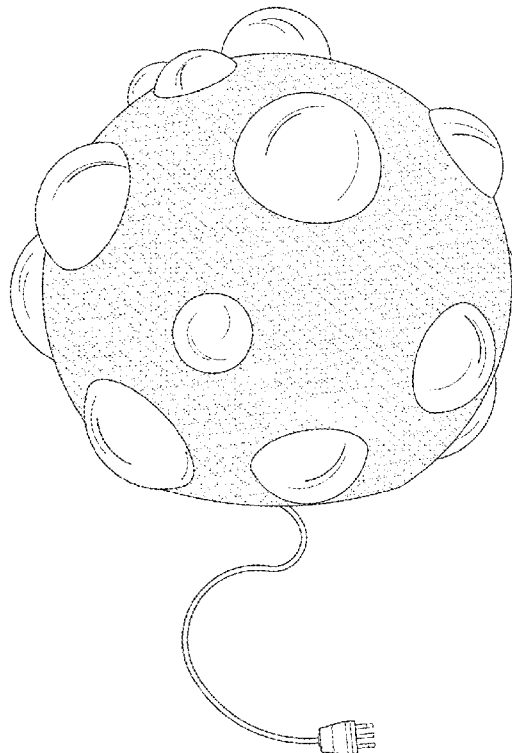
FIG. 4 is an opposite side elevation view thereof;

FIG. 5 is a perspective view thereof;

FIG. 6 is a bottom plan view thereof; and,

FIG. 7 is a top plan view thereof.

1 Claim, 7 Drawing Sheets



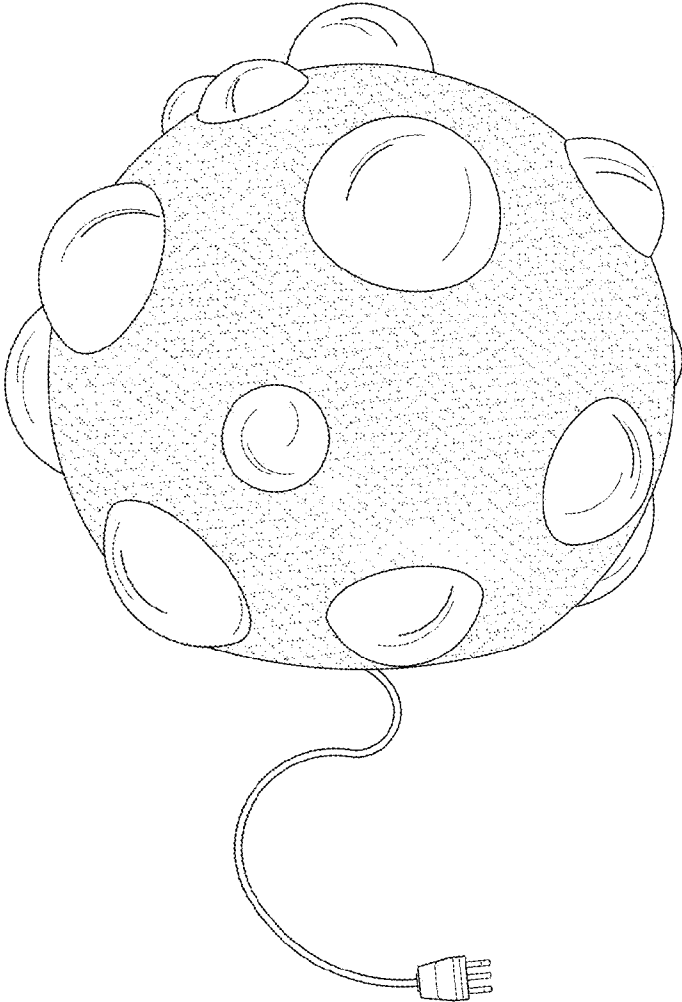


Fig. 1

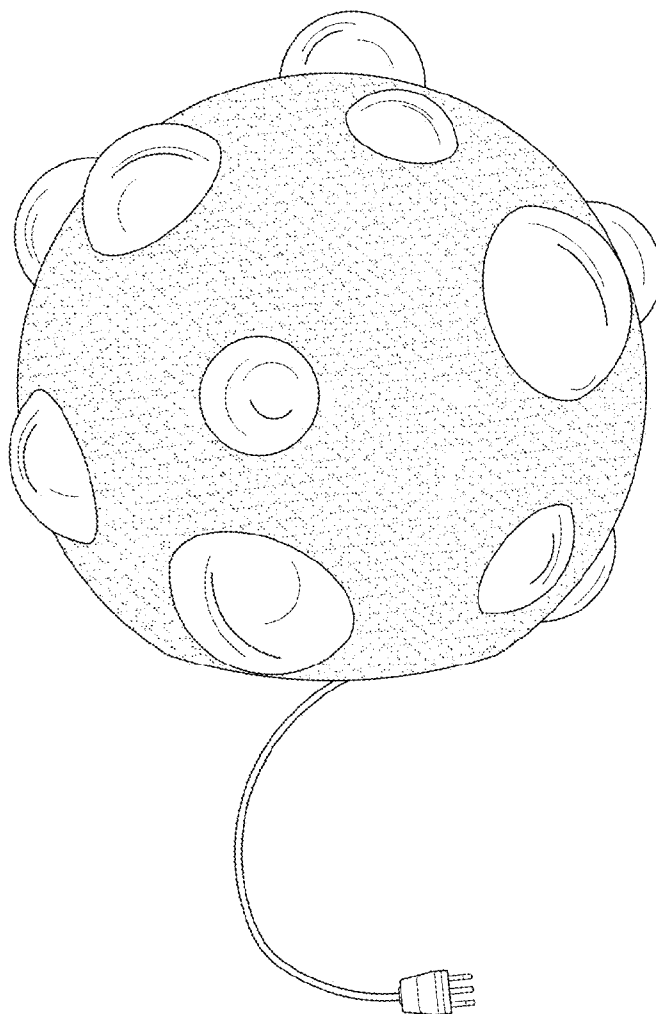


Fig. 2

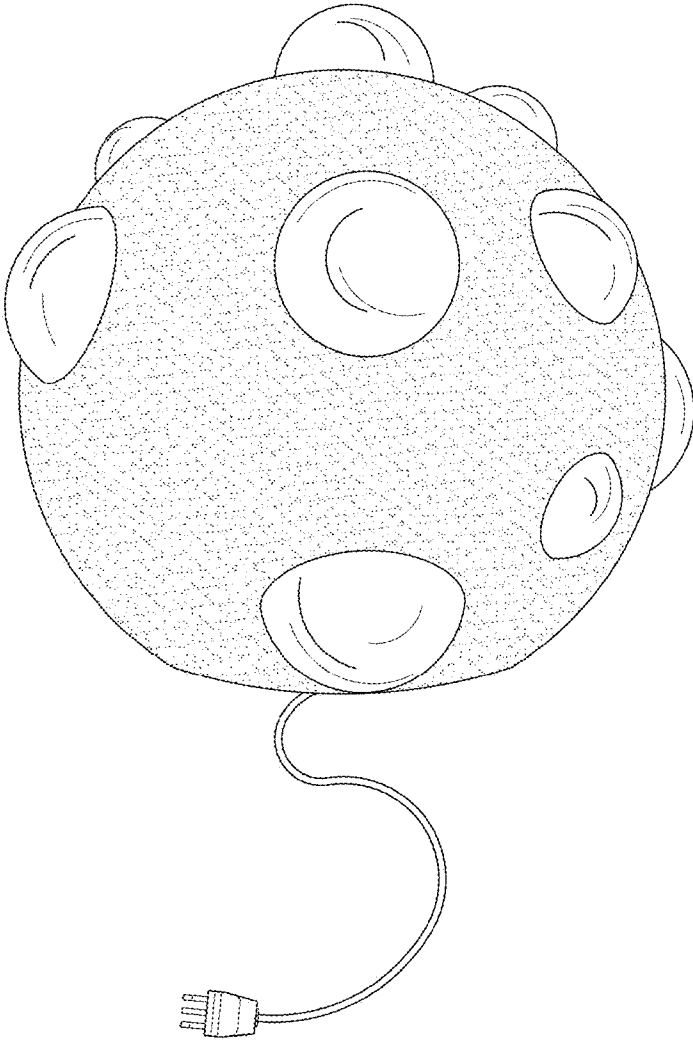


Fig. 3

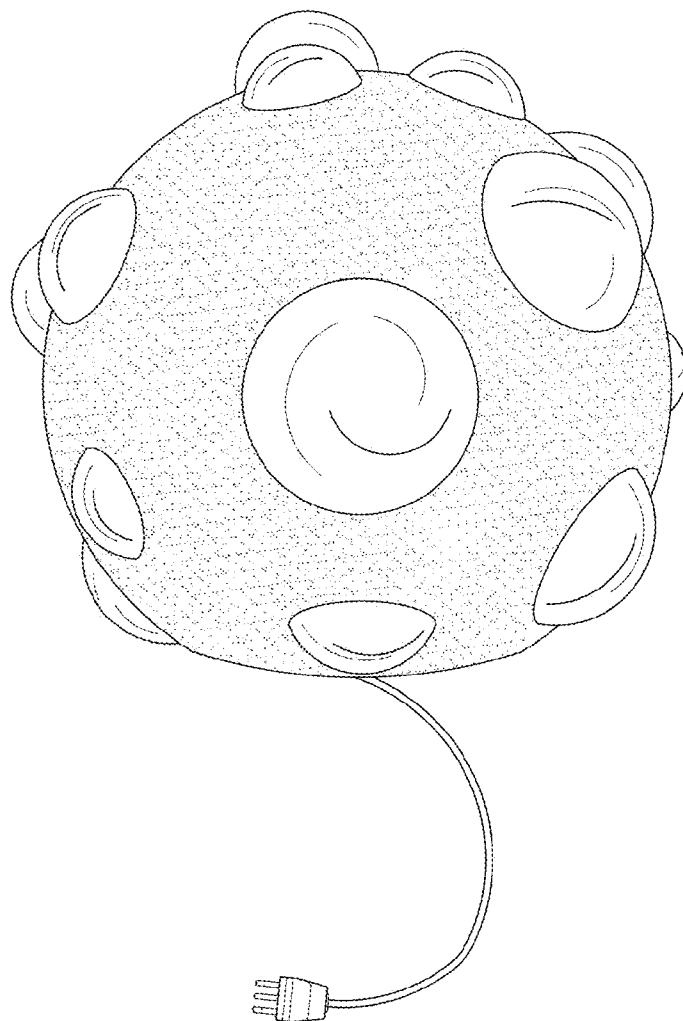


Fig. 4

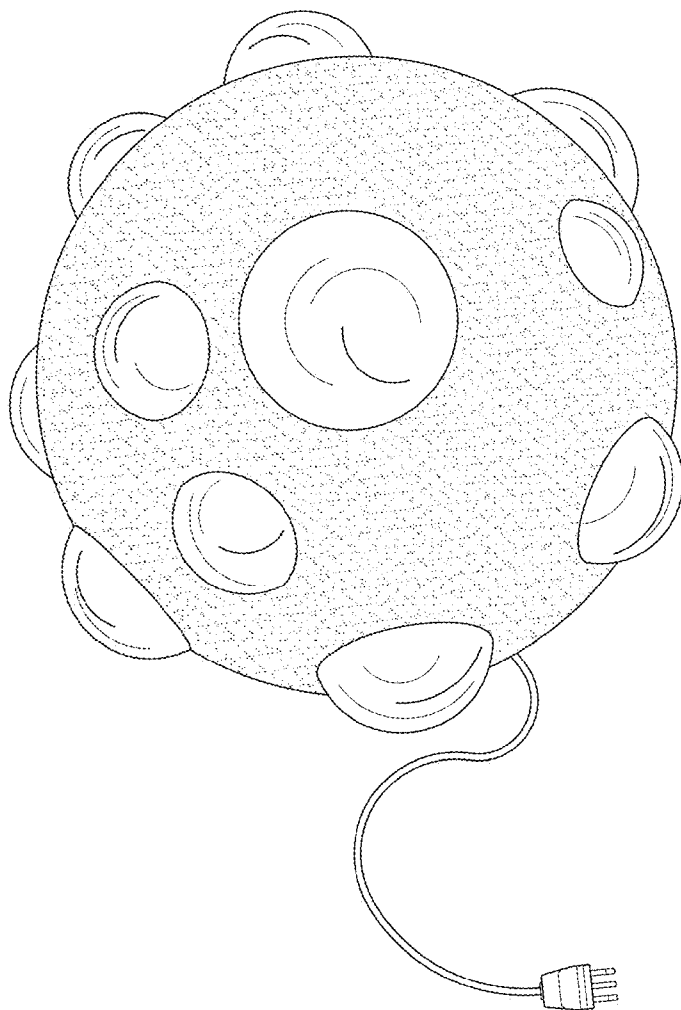


Fig. 5

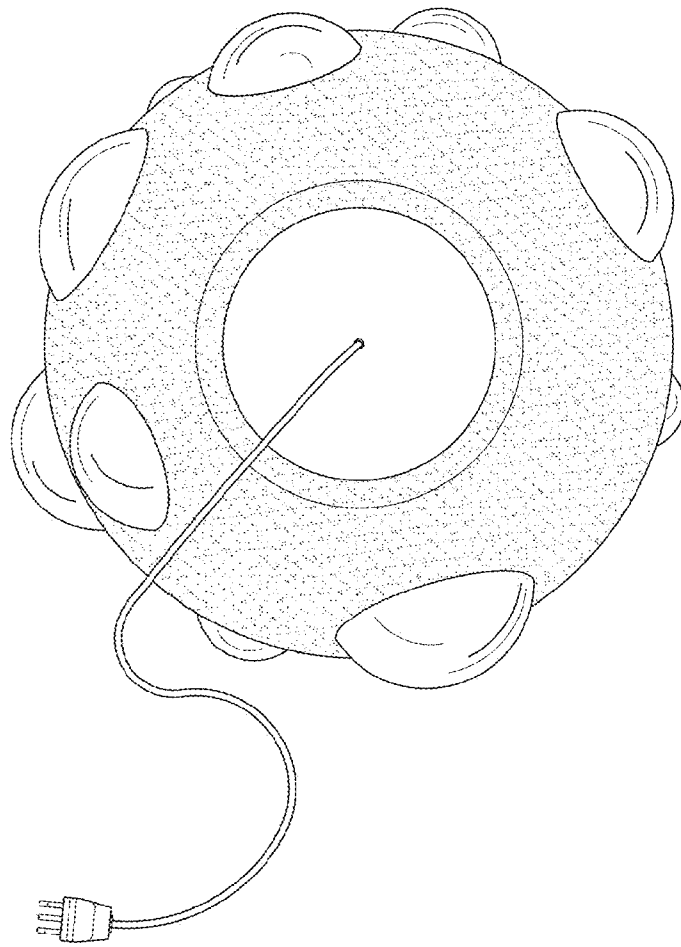


Fig. 6

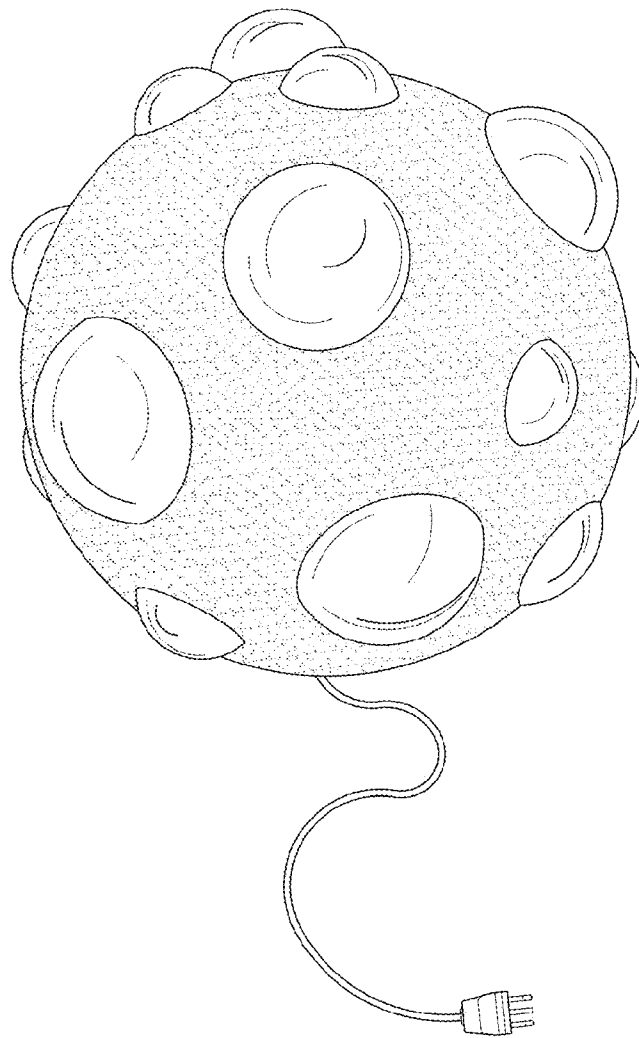


Fig. 7