



US00D665979S

(12) **United States Design Patent**
Zappiello

(10) **Patent No.:** **US D665,979 S**

(45) **Date of Patent:** **** Aug. 28, 2012**

(54) **SHOE SOLE**

(75) Inventor: **Nicola Zappiello**, Hoboken, NJ (US)

(73) Assignee: **Aerogroup International Holdings LLC**, Edison, NJ (US)

(**) Term: **14 Years**

(21) Appl. No.: **29/377,413**

(22) Filed: **Oct. 21, 2010**

(51) **LOC (9) Cl.** **02-04**

(52) **U.S. Cl.** **D2/950; D2/947**

(58) **Field of Classification Search** D2/902,
D2/906, 908, 916, 918, 925, 946, 947, 950-962,
D2/977; 36/3 B, 22 R, 24.5, 25 R, 28, 32 R,
36/34 R, 59 C, 67 A, 103

See application file for complete search history.

(56) **References Cited**

U.S. PATENT DOCUMENTS

118,099	A	*	8/1871	Bourn et al.	36/32 R
282,423	A	*	7/1883	Watkinson	36/32 R
1,115,922	A	*	11/1914	Furber	36/25 R
1,275,917	A	*	8/1918	Herman	36/62
D70,529	S	*	7/1926	Bott et al.	D2/910
D71,452	S	*	11/1926	Bott et al.	D2/912
D116,636	S	*	9/1939	Stuart	D2/947
2,246,480	A	*	6/1941	Weidner	36/25 R
D134,193	S	*	10/1942	Lipari	D2/950
D136,337	S	*	9/1943	Kaufmann	D2/947
D140,703	S	*	3/1945	Wolfelt	D2/950
2,377,022	A	*	5/1945	Martin	36/4
2,460,099	A	*	1/1949	Malpert	36/62
2,824,390	A	*	2/1958	Walker	36/1.5
2,936,535	A	*	5/1960	Heider	36/25 R
3,748,758	A	*	7/1973	Wilchusky	36/34 A
D238,219	S	*	12/1975	Cohu	D2/951
4,019,030	A	*	4/1977	Tamiz	235/105
D290,541	S	*	6/1987	O'Rourke	D2/902
D295,691	S	*	5/1988	Zuidema et al.	D2/950

D325,287	S	*	4/1992	Strauss	D2/902
D328,385	S	*	8/1992	Hatfield	D2/977
D346,059	S	*	4/1994	Schnee	D2/911
D405,944	S	*	2/1999	Sessa	D2/959
D424,284	S	*	5/2000	von Conta et al.	D2/947
D444,620	S	*	7/2001	Della Valle	D2/954
D501,293	S	*	2/2005	Bizzo	D2/949
D503,521	S	*	4/2005	Bizzo	D2/949

(Continued)

Primary Examiner — T. Chase Nelson

(74) *Attorney, Agent, or Firm* — Andrew F. Young, Esq.;
Lackebach Siegel, LLP

(57) **CLAIM**

The ornamental design for a shoe sole, as shown and described.

DESCRIPTION

FIG. 1 is a rear perspective view of the present invention, shown in a right-foot orientation, a left-foot orientation being a mirror image thereof.

FIG. 2 is a right side elevation view of the embodiment shown in FIG. 1.

FIG. 3 is a left side elevation view of the embodiment shown in FIG. 1.

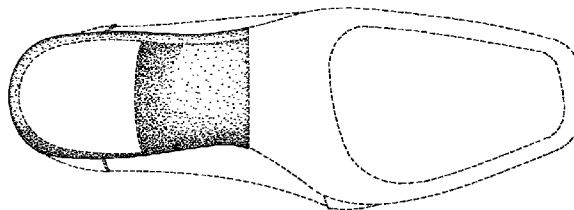

FIG. 4 is a rear elevation view of the embodiment shown in FIG. 1; and,

FIG. 5 is a bottom plan view of the embodiment shown in FIG. 1.

FIGS. 1-5 depict a first embodiment of a shoe sole for a right-foot orientation, a second embodiment is a shoe sole for a left-foot orientation, which is a mirror image thereof.

No claim is made to the upper construction, heel portions, or sole portions as shown by the use of dashed lines. The upper construction is shown as an environmental illustration only to aid the public. No claim is made to the dashed line regions on the shoe sole as the dashed lines indicate disclaimed portions forming no part of the claimed design.

1 Claim, 5 Drawing Sheets



US D665,979 S

Page 2

U.S. PATENT DOCUMENTS

6,996,922	B2 *	2/2006	Ryoo	36/7.8					
D542,513	S *	5/2007	Amado et al.	D2/946	D627,546	S *	11/2010	McClaskie	D2/952
D557,886	S *	12/2007	McClaskie	D2/957	D627,548	S *	11/2010	McClaskie	D2/952
D566,932	S *	4/2008	Amado et al.	D2/953	D634,108	S *	3/2011	Tzenos	D2/954
D575,042	S *	8/2008	Sasco	D2/959	D637,803	S *	5/2011	Alvear et al.	D2/954
D593,289	S *	6/2009	McClaskie	D2/952	7,962,986	B2 *	6/2011	Dananberg	12/142 N
D594,194	S *	6/2009	Butler	D2/957	D644,018	S *	8/2011	Kass	D2/972
D599,993	S *	9/2009	Issler	D2/954	D645,650	S *	9/2011	McClaskie	D2/951
D600,433	S *	9/2009	Issler	D2/952	D653,435	S *	2/2012	McClaskie	D2/952
D603,149	S *	11/2009	McClaskie	D2/952	D654,674	S *	2/2012	McClaskie	D2/952
D604,499	S *	11/2009	Issler	D2/971	8,141,272	B2 *	3/2012	Hay et al.	36/25 R
D621,146	S *	8/2010	McClaskie	D2/957	2009/0025252	A1 *	1/2009	O'Connor et al.	36/4
D624,739	S *	10/2010	Della Valle et al.	D2/953	2010/0293817	A1 *	11/2010	Shelton et al.	36/34 R
					2012/0005920	A1 *	1/2012	Alvear et al.	36/28

* cited by examiner

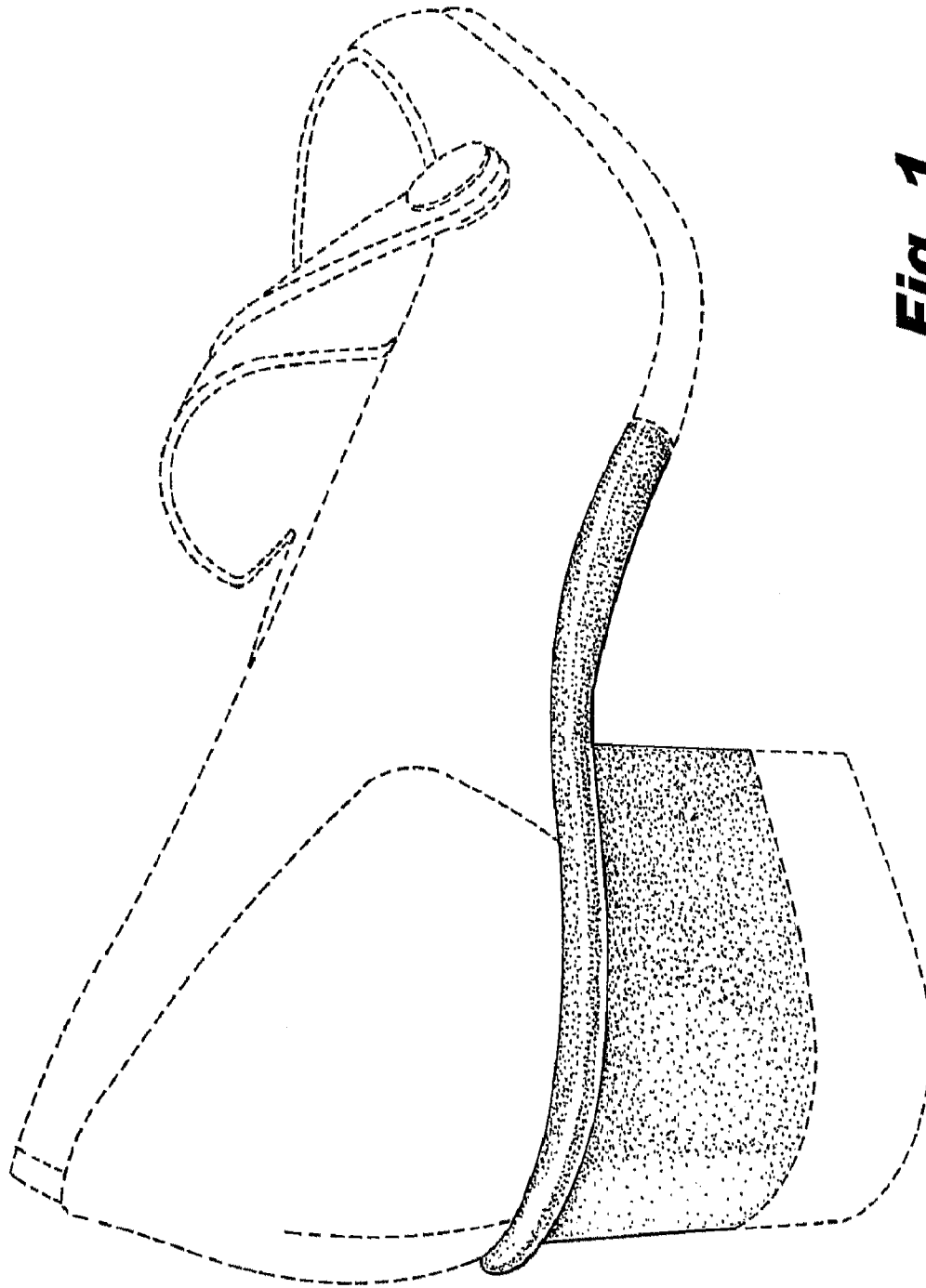


Fig. 1

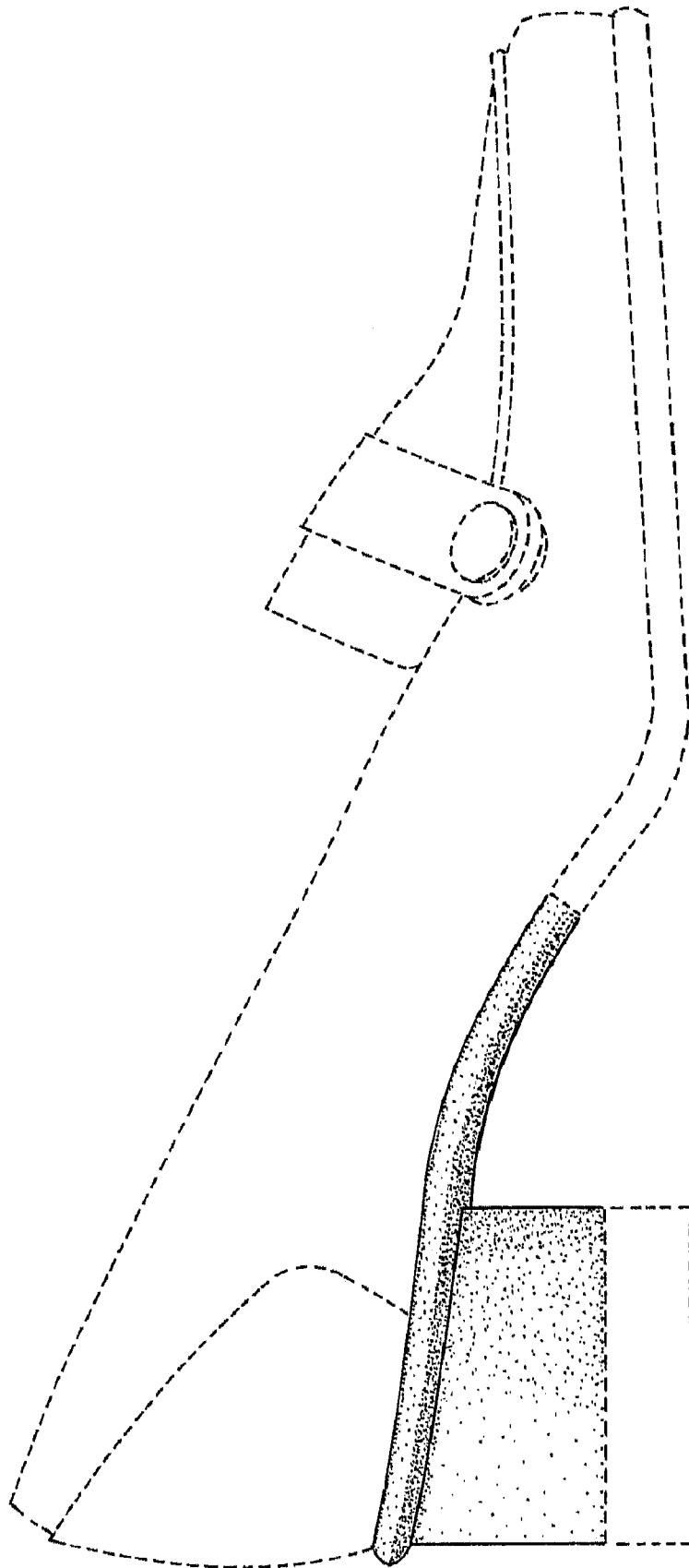


Fig. 2

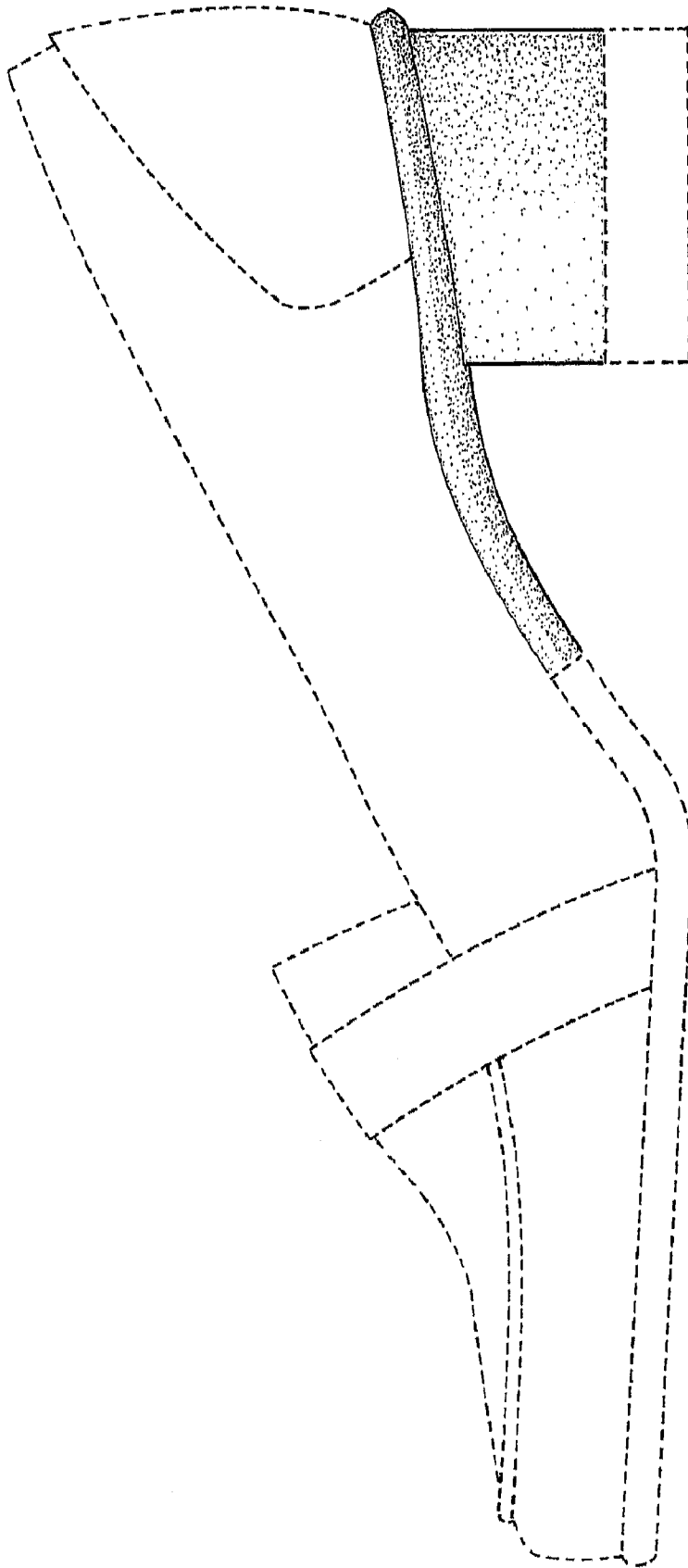


Fig. 3

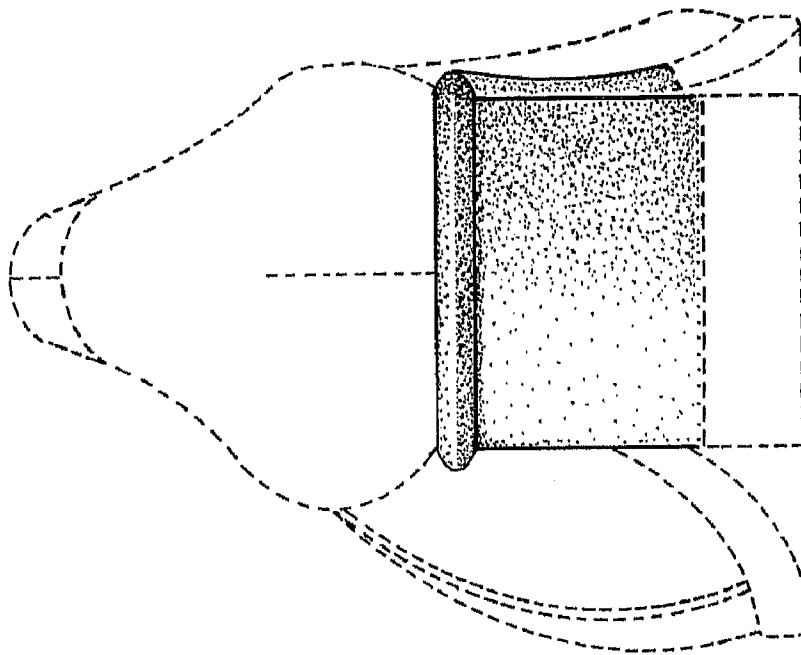


Fig. 4

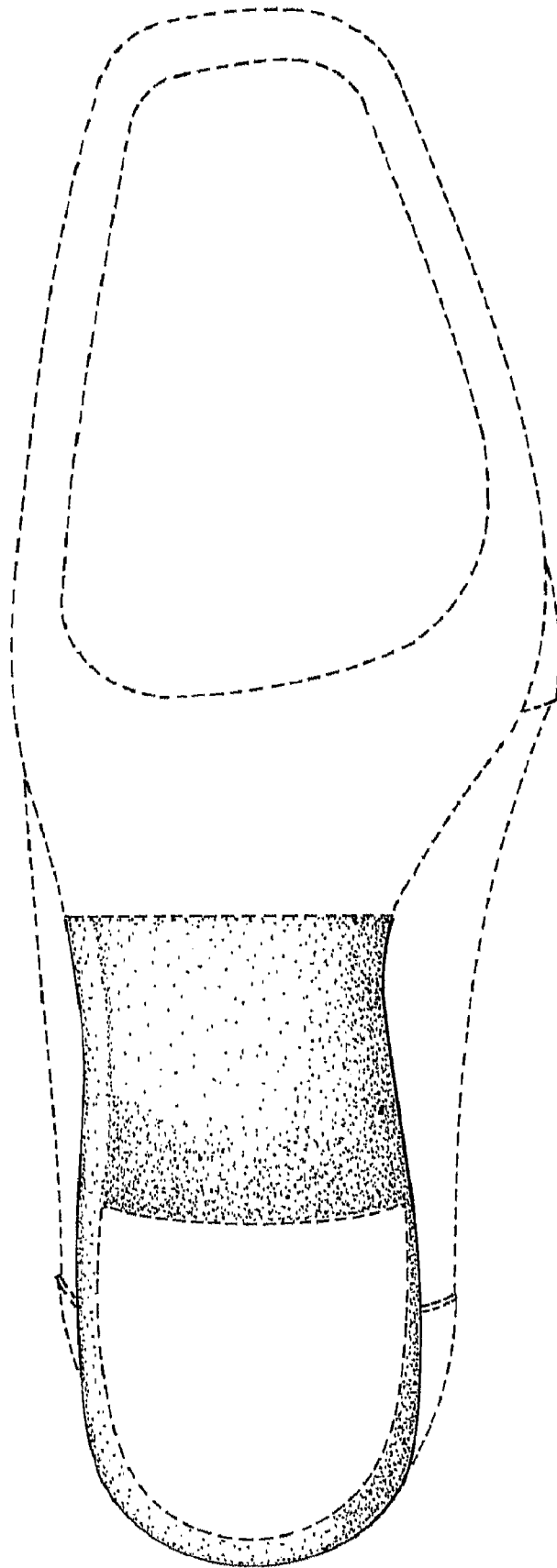


Fig. 5