



US00D672811S

(12) **United States Design Patent**
Li

(10) **Patent No.:** **US D672,811 S**

(45) **Date of Patent:** **** Dec. 18, 2012**

(54) **MECHANICAL PENCIL**

(75) Inventor: **Bin Li**, Ningbo (CN)

(73) Assignee: **Beifa Group Co., Ltd.**, Ningbo (CN)

(**) Term: **14 Years**

(21) Appl. No.: **29/402,530**

(22) Filed: **Sep. 23, 2011**

(30) **Foreign Application Priority Data**

Mar. 24, 2011 (CN) 2011 3 0054461

(51) **LOC (9) Cl.** **19-06**

(52) **U.S. Cl.** **D19/48**

(58) **Field of Classification Search** D14/411;
D19/35, 36, 41-51, 54-58; 24/11 F, 11 P,
24/11 R; 401/52, 99-109, 192, 195, 196

See application file for complete search history.

(56) **References Cited**

U.S. PATENT DOCUMENTS

D312,837 S	*	12/1990	Oka	D19/51
D330,565 S		10/1992	Dallaire		
D338,686 S		8/1993	Ito		
D394,875 S		6/1998	Izushima		
D398,641 S		9/1998	Hollington		
D406,277 S	*	3/1999	Lecce	D19/48
D410,029 S		5/1999	Melnick		
D436,624 S	*	1/2001	Zier	D19/48

D450,769 S	*	11/2001	Nishida	D19/49
D471,587 S		3/2003	Hautzinger		
D478,350 S		8/2003	Furlong		
D513,766 S	*	1/2006	Cetera	D19/36
D546,884 S	*	7/2007	Ternovits	D19/51
D555,728 S	*	11/2007	Satoh	D19/50
D610,615 S		2/2010	Li		
D626,996 S	*	11/2010	Leibeck	D19/48
D665,024 S	*	8/2012	Shimizu	D19/48
2006/0239761 A1	*	10/2006	Cetera	401/258

* cited by examiner

Primary Examiner — Elizabeth Albert

(74) *Attorney, Agent, or Firm* — Christensen O'Connor Johnson Kindness PLLC

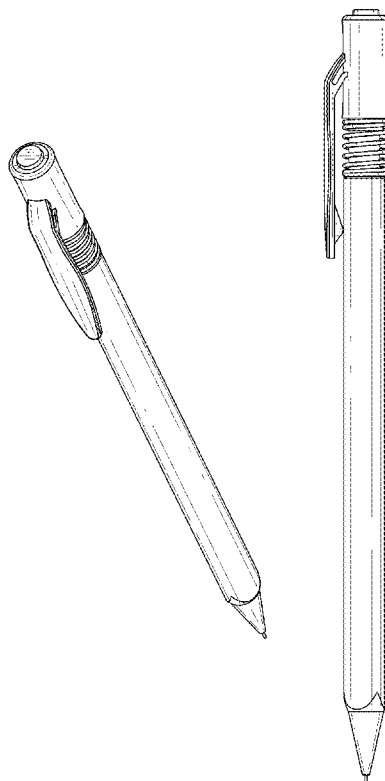
(57) **CLAIM**

The ornamental design for a mechanical pencil, as shown and described.

DESCRIPTION

FIG. 1 is an upper front right perspective view of a mechanical pencil showing my new design;
FIG. 2 is a front elevation view thereof;
FIG. 3 is a rear elevation view thereof;
FIG. 4 is a right side elevation view thereof, with the left side elevation view being a mirror image of the right side elevation view;
FIG. 5 is an enlarged top plan view thereof; and,
FIG. 6 is an enlarged bottom plan view thereof.

1 Claim, 4 Drawing Sheets



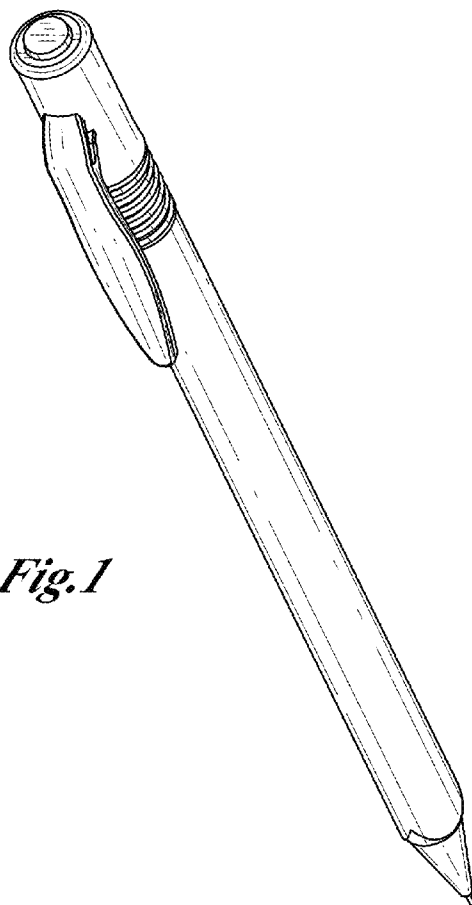


Fig. 1




Fig. 2

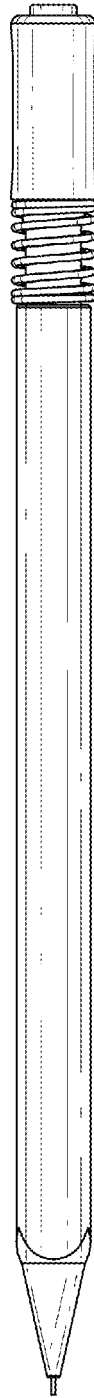


Fig. 3

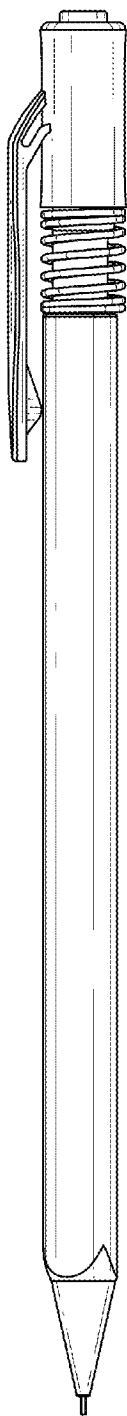


Fig. 4

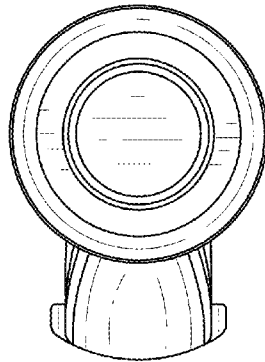


Fig. 5

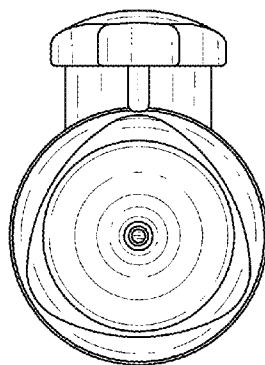


Fig. 6