

[54] **SHOWER BATH CADDY**

[76] Inventor: **Mack Frank, Jr.**, P.O. Box 73,
Oberlin, La. 70655

[22] Filed: **Sept. 27, 1973**

[21] Appl. No.: **401,295**

[52] U.S. Cl. **312/248, 312/226**

[51] Int. Cl. **A47b 67/02**

[58] Field of Search 312/248, 251, 226; 211/86;
248/201, 202, 205 A; 132/79; 4/125

[56] **References Cited**

UNITED STATES PATENTS

176,842	2/1956	D'ATH	248/206 R
1,745,593	2/1930	Adams	312/251
1,996,414	4/1935	Gantt	312/226 U X

2,367,161	1/1945	Wild.....	248/206 R
2,797,886	7/1957	Pinckney	248/206 P X
3,207,566	9/1965	Greico et al.	312/248 X

Primary Examiner—Philip C. Kannan

[57] ABSTRACT

For use in connection with a shower bath, a caddy is provided which serves as a container for toilet articles such as a mirror, shaving cream dispenser, a razor, a shampoo container, and so on. The caddy includes a supporting bracket, having suction cups thereon for removably securing the bracket to the wall of the shower enclosure, and a cabinet mounted for rotation relative to the bracket. The cabinet can carry the miscellaneous toilet articles.

1 Claim, 2 Drawing Figures

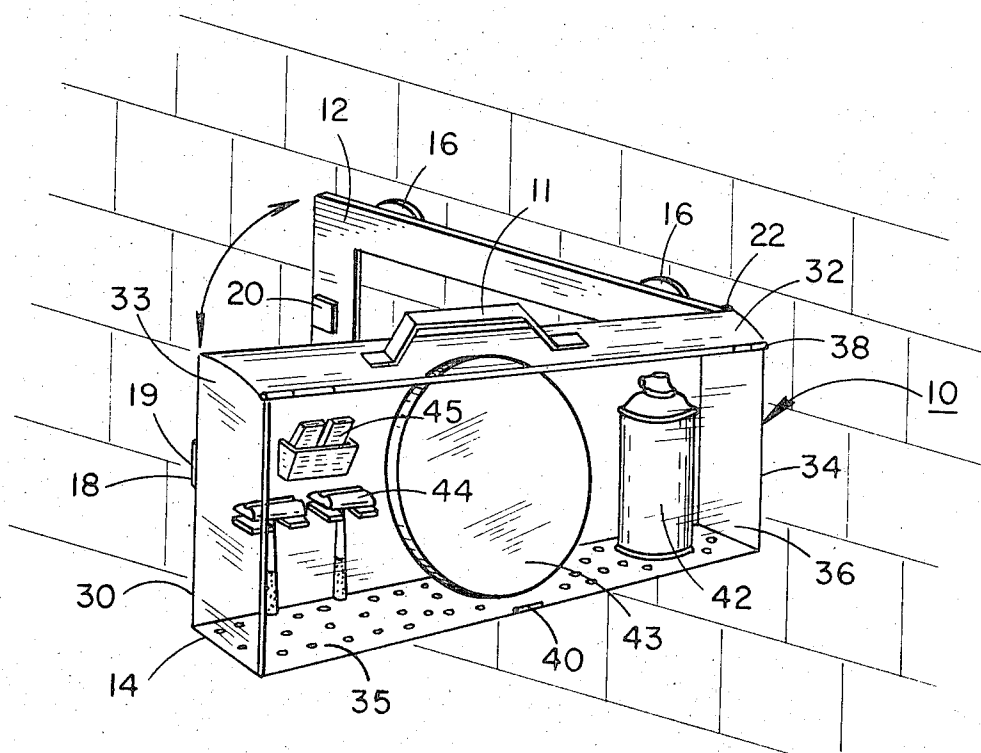


FIG. 2.

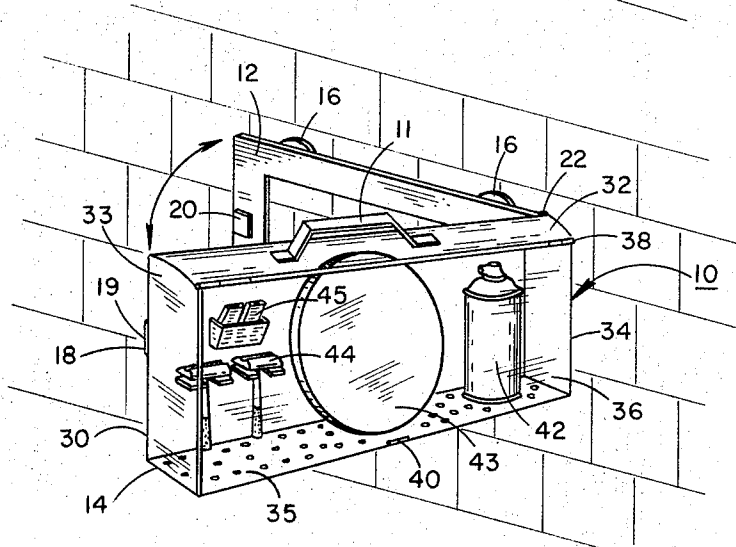
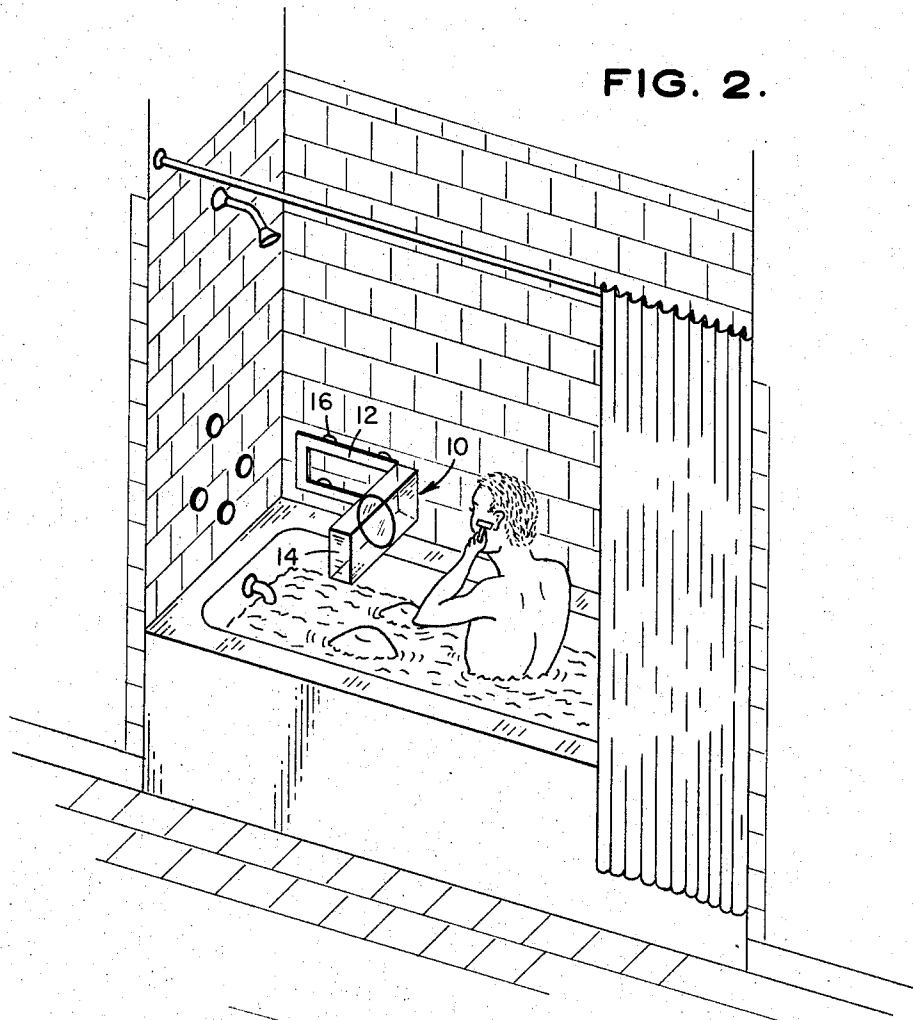


FIG. 1.

SHOWER BATH CADDY

BACKGROUND OF THE INVENTION

Shower bath accessories designed to hold and make readily accessible various toilet articles have heretofore been proposed. One example of such accessory is shown in U.S. Pat. No. 2,876,908. This device includes an elongated rack serving as an article holder. The rack is maintained on brackets having collars which embrace the valve stem of the conventional water mixing head.

Such a rack arrangement is relatively unstable and likely to tip over under the pressure exerted by the issuing water jets of the shower head. Moreover, the toilet articles on the rack rapidly become covered with steam and accordingly this accessory has limited application, if any.

There has therefore existed a need for a shower bath accessory, for use in a shower stall with or without a bath tub, or for use with a bath tub alone, which allows to locate toilet articles at desired spatial position relative to the body of the user and whose structural features are such as to allow easy adjustment of such position while at the same time protecting the articles from the issuing water jets of the shower head.

It is another object of this invention to provide a shower bath caddy for holding miscellaneous toilet articles especially those required for shaving. In this manner, the user can take a shower or bath and also shave within the comforts of warm surroundings thereof.

Men with heavy beards, men or women in a hurry or those who wish to shave while sitting in a tub will find the caddy of this invention especially useful and effective. The caddy can be easily attached to any smooth, clean surface and can be mounted at the water line or as high as desired on shower enclosures, walls, tiles or tubs.

SUMMARY OF THE INVENTION

This invention provides for use in connection with a shower bath, a caddy which is especially adapted for satisfactory use as a portable and rotatable cabinet for storage of miscellaneous toilet articles such as those required for shaving, thereby allowing the user to remain in the shower bath and shave therein while enjoying the comfort of a heated environment. The caddy comprises a support bracket having suction cups thereon for removably securing the caddy to the wall of a shower enclosure or tub. A cabinet is hingedly secured to the bracket to allow the cabinet to rotate preferably about a vertical axis thereby bringing the cabinet to any desired distance toward or away from the face of the user. The cabinet provides an enclosure for miscellaneous toilet articles such as a razor, razor blades, a shaving cream dispenser, a mirror, etc. The bottom side wall of the cabinet preferably has perforations therein to allow ventilation of the cabinet. A hingedly secured, preferably transparent front door allows the user to see the contents of the cabinet as well as making use of the mirror for shaving. On the other hand, the door may have a mirror mounted thereon.

BRIEF DESCRIPTION OF THE DRAWINGS

FIG. 1 is a view in perspective of the caddy of this in-

vention shown removably affixed to the wall of a shower bath; and

FIG. 2 is a schematic illustration of a user shaving with the aid of the caddy while sitting in the tub.

The caddy of this invention is generally designated as 10 which can be carried by a handle 11. It includes a support bracket 12 hinged to a cabinet 14. Bracket 12 may have a rectangular configuration and may be hollow inside. Each corner of the bracket is provided with a suction cup 16 for removably securing the caddy to the wall of the shower bath. Bracket 12 and cabinet 14 are provided with a standard magnetic lock 18 having mating halves 19 and 20 of opposite magnetic polarity. Cabinet 14 is hingedly secured to bracket 12 as by a vertical hinge 22 which may extend throughout the width of the cabinet. Accordingly, cabinet 14 is rotatable relative to fixed bracket 12 from the position of engagement between magnetic latches 19 and 20 to a position which is perpendicular to the bracket as shown in FIG. 2.

The cabinet itself may have various configurations. For simplicity of construction it is shown as having a back wall 30 and four side walls 32-35 laterally extending therefrom. A transparent door 36 which may be a glass door is hingedly mounted on say the top lateral side wall 32 by a hinge 38. Door 36 can be conveniently manipulated by a door latch 40. The bottom lateral side wall 35 of the cabinet serves as a shelf for miscellaneous toilet articles such as may be required for shaving including a shaving cream dispenser 42, a mirror 43, razors 44, blades 45, and so on. Although less desirable, the glass door 36 itself can be made into a mirror. Shelf 35 is preferably suitably perforated to allow for cabinet ventilation.

In use, the bather will affix the caddy onto the bath wall as shown in FIG. 2. Then he will take a shower or bath. Thereafter he will rotate the cabinet toward his face to bring it to a comfortable distance therefrom. He can then remove the shaving accessories from the cabinet as they are needed and look at the mirror through the glass door to shave. After completion of the shaving, the user will rotate the cabinet to bring it against the bracket and will either leave the caddy on the wall or remove it therefrom by exerting a torque on the handle 11.

What I claim is:

1. For use in connection with a shower bath, a caddy comprising a support bracket having suction cups thereon for removably securing the bracket to the wall of the shower bath; and

a cabinet hingedly mounted on said bracket designed to hold miscellaneous toilet articles for shaving, said cabinet being rotatable toward and away from the user depending on the user's position within the shower bath, thereby allowing the user to comfortably shave after taking a shower or bath,

said cabinet includes a base, four laterally extending side walls, a mirror within said cabinet and a transparent door hingedly secured to one of said side walls, to allow the user thereof to see into said mirror through said transparent door, and

at least one of said side walls having perforations therein to ventilate said cabinet.

* * * * *