

No. 869,541.

PATENTED OCT. 29, 1907.

J. J. BAXTER.

POCKET DOOR LOCK.

APPLICATION FILED AUG. 11, 1908.

Fig. 1.

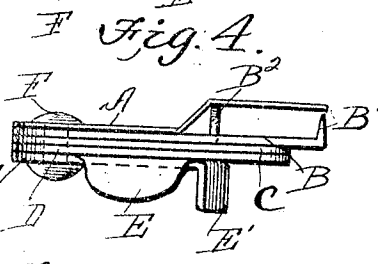
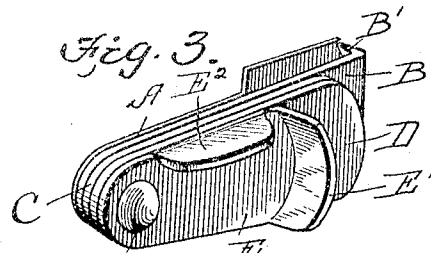
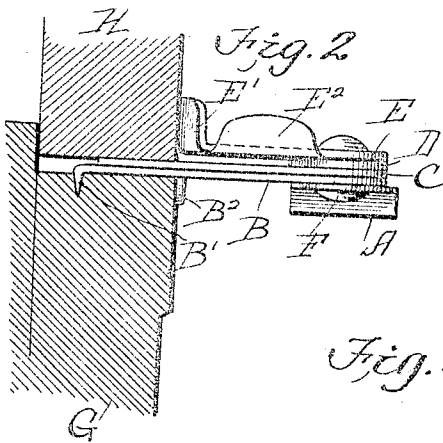

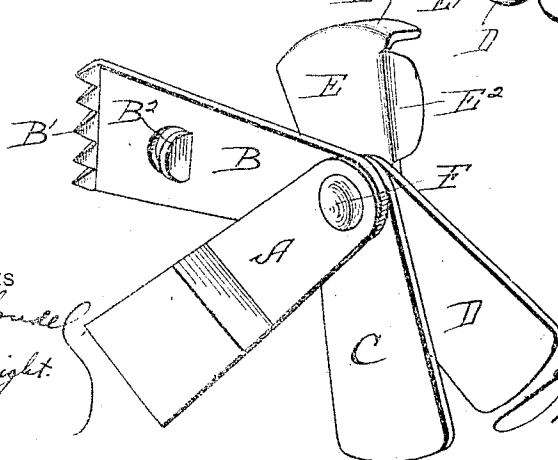


Fig. 5.



WITNESSES
M. D. Blomell
R. A. Albright.

INVENTOR
J. J. Baxter
By M. A. Birch
ATTORNEY

UNITED STATES PATENT OFFICE.

JOHN J. BAXTER, OF ERIE, PENNSYLVANIA.

POCKET DOOR-LOCK.

No. 869,541.

Specification of Letters Patent.

Patented Oct. 29, 1907.

Application filed August 11, 1906. Serial No. 330,168.

To all whom it may concern:

Be it known that I, JOHN J. BAXTER, a citizen of the United States, residing at Erie, in the county of Erie and State of Pennsylvania, have invented a new and useful Improvement in a Pocket Door-Lock, of which the following is a specification.

This invention relates to door locks and more particularly to pocket door locks, the object being to provide a lock which can be readily carried in the pocket, and one which can be easily and quickly adjusted to the door, so as to secure the same without any danger of it being unfastened from the outside.

Another object of my invention is to provide the lock with a plate adapted to fit over the teeth and protect the same while carrying it in the pocket.

With these objects in view, the invention consists in the novel features of construction, combination and arrangement of parts, hereinafter fully described and pointed out in the claims.

In the drawings forming a part of this specification:— Figure 1 is a perspective view of a portion of a door and frame showing my improved lock in place. Fig. 2 is a transverse sectional view of the door frame and edge of door showing my improved lock applied. Fig. 3 is a perspective view of my improved lock. Fig. 4 is a top plan view of the lock. Fig. 5 is a perspective view of the lock showing the plates opened.

In the drawing A, B, C, D and E indicate five metal plates pivoted together at one end by a rivet F, forming my improved lock. The plate B is formed with a right angled end B', provided with teeth adapted to be embedded into the door jamb G and has a lug B², punched out adjacent its end which extends out parallel to the

end B', and is adapted to engage the frame and prevent the plate B, from being shoved too far in between the door and jamb. The plate E is shorter than the plate B and has its end bent outwardly to form a curved bearing member E', adapted to be swung around against the door H and securely lock the door. A lug E², projects outwardly from the upper edge of the plate E so that it can be readily pulled out of engagement with the door when desired. The plates C and D are also shorter than the plate B and are provided with curved ends so that either one or both of them can be readily swung around between the jamb and door when the crack is large between the door and jamb, so as to hold the teeth of the plate B, into the jamb. The plate A is bent outwardly and forwardly midway its lining adapted to fit over the lug B², and teeth of the angled end B' when the lock is carried in the pocket, so as to protect the same.

From the foregoing description it will be readily seen that I have provided a very novel lock which can be readily carried in the pocket without injuring the same, and one which can be easily and quickly attached to any door.

Having thus fully described my invention, what I claim as new and desire to secure by Letters Patent is:—

The combination with a plate having a toothed angled end, and an outwardly projecting bearing lug, of plates pivotally connected to said plate, a plate pivotally connected to said plates provided with a curved bearing member at its end, and a plate having an angled end pivoted to the plate having the toothed angled end adapted to fit over said teeth and lug, for the purpose described.

JOHN J. BAXTER.

Witnesses:

M. HICKLY,
E. B. FLETCHER.