

(No Model.)

W. H. COE.

DEVICE FOR APPLYING DECORATIVE FILMS.

No. 526,964.

Patented Oct. 2, 1894.

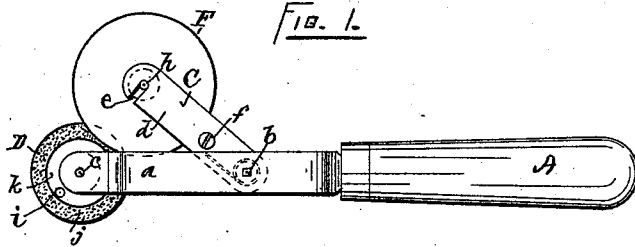


FIG. 2.

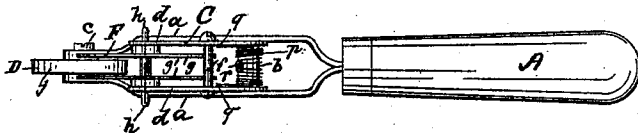


FIG. 3.

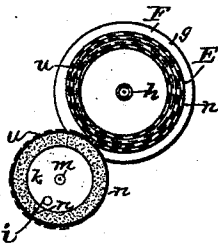
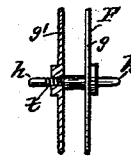


FIG. 4.



WITNESSES.

John S. Synch
John G. Morris

INVENTOR.

Walter H. Coe
BY S. Scholfield
ATTY.

UNITED STATES PATENT OFFICE.

WALTER H. COE, OF PROVIDENCE, RHODE ISLAND.

DEVICE FOR APPLYING DECORATIVE FILMS.

SPECIFICATION forming part of Letters Patent No. 526,964, dated October 2, 1894.

Application filed July 5, 1893. Serial No. 479,635. (No model.)

To all whom it may concern:

Be it known that I, WALTER H. COE, a citizen of the United States, residing at Providence, in the State of Rhode Island, have invented a new and useful Improvement in Devices for Applying Decorative Films, of which the following is a specification.

My invention consists in the improved construction and arrangement of parts, as hereinafter fully set forth.

In the accompanying drawings:—Figure 1, represents a side view of the film applying device. Fig. 2, represents a top view of the same. Fig. 3, represents a side view of the spirally wound roll of decorative film, and of the delivering roller. Fig. 4, represents an edge view of the spool for holding the prepared roll of decorative film in the applying device.

In the accompanying drawings, A represents the handle, and *a, a*, two parallel arms extending outwardly from the handle, the said arms being connected by means of the cross bar *b*, which forms a stationary pivot for the swinging frame C, and between the outer ends of the arms *a, a*, and loosely upon the screw *c*, is journaled the delivering roller D, the said roller being provided with a rim of felt *j*, which provides a yielding surface adapted to press the film firmly upon the surface upon which it is to be deposited, thus providing suitable means for the uniform attachment of the film upon a comparatively uneven surface and I prefer to cement the said rim of felt to a wooden core *k*, having a central perforation *m*, but the entire roller may be made of felt or other suitable yielding material if desired, in fully carrying out my invention and in order to provide for the attachment of the strip which unwinds from the film roll E, the yielding rim *j* of the delivering roller D is provided with a transverse slit or recess *i*, into which the end of the strip *n* is to be inserted.

The frame C which carries the spool F for the roll of decorative film E is formed of the two side arms *d, d*, having slots *e* to receive the axle *h* of the spool, and being rigidly connected to each other by means of the bar *f*, and upon the cross-bar *b* is placed the re-

versely coiled spiral spring *p*, the ends *q, q*, of which are secured to the arms *d, d*, of the frame C, the central portion of the coil of the spring being secured to the cross-bar *b*, by means of the screw or pin *r*, so that the resilience of the spring *p* will throw the spool F toward the delivering roller D.

The spool F is constructed with a disk-head *g* which is fixed upon the axle *h* while the disk-head *g'* is made removable by means of the screw thread *t*, and upon the removal of the head *g'*, the roll E, of decorative film, may be placed upon the axle, and the head *g'* screwed up to its place, thus retaining the roll E, in proper condition for unwinding onto the delivering roller D.

In operating the device, the roll E containing a film *u* wound spirally with a paper or other suitable strip *n*, having been placed upon the spool F, and the end of the strip *n* inserted in the slit *i* of the yielding delivering roller D, then by passing the roller D over the surface to be covered by the film, the said film and paper strips will be drawn from the roll E, and the film *u*, will be pressed by the yielding roller D, against the surface upon which it is to be deposited, proper compensation for the inequalities of the said surface being provided, by the yielding nature of the said roller, so that the film will be uniformly attached to the surface to be decorated, and upon the attachment of the film to the said surface the strip *n* which will be wound around the delivering roller, until all of the film contained in the roll E has been deposited. Then upon unwinding the strip *n* from which the film has been separated, from the delivering roller, and inserting a fresh roll of film upon the spool F, the operation can be repeated, and by means of this improved device, decorative films may be applied with great rapidity and economy to either plain or uneven surfaces.

I do not in this application make a claim to the spirally wound roll, comprising the decorative film and the strip, the same having been shown in my Letters Patent of the United States No. 508,869.

I claim as my invention—

In a device for applying decorative films,

the combination with the handle having the arms *a, a*, joined by the bar *b*, of the frame C, consisting of the side arms *d, d*, having the slots *e*, and connected by the bar *f*, the spring
5 secured to the bar *b* of the handle and to the frame C, the fixed disk *g*, upon the axle *h*, the removable disk *g'* upon the said axle, and the yielding-delivering roller D, journaled at the end of the arms *a, a*, substantially as described.

WALTER H. COE.

Witnesses:

SOCRATES SCHOLFIELD,
ARTHUR H. PLYMPTON.