

(12) STANDARD PATENT
(19) AUSTRALIAN PATENT OFFICE

(11) Application No. **AU 2002331361 B2**

(54) Title
Stable polymorph of flibanserin, technical process for its preparation and the use thereof for preparing medicaments

(51) International Patent Classification(s)
C07D 235/26 (2006.01) **A61P 25/20** (2006.01)
A61K 31/496 (2006.01) **A61P 25/22** (2006.01)
A61P 15/00 (2006.01) **A61P 25/24** (2006.01)
A61P 25/00 (2006.01) **A61P 25/28** (2006.01)
A61P 25/16 (2006.01) **C07D 233/26** (2006.01)
A61P 25/18 (2006.01)

(21) Application No: **2002331361** (22) Date of Filing: **2002.07.30**

(87) WIPO No: **WO03/014079**

(30) Priority Data

(31) Number	(32) Date	(33) Country
01118593.1	2001.08.02	EP
01130180.1	2001.12.19	EP

(43) Publication Date: **2003.02.24**

(43) Publication Journal Date: **2003.06.19**

(44) Accepted Journal Date: **2008.06.05**

(71) Applicant(s)
Bidachem S.P.A.

(72) Inventor(s)
Ezhaya, Antoine;Dubini, Enrica;Bombarda, Carlo;Schneider, Heinrich

(74) Agent / Attorney
Davies Collison Cave, 1 Nicholson Street, Melbourne, VIC, 3000

(56) Related Art
EP526434

CORRECTED VERSION

(19) World Intellectual Property Organization
International Bureau



(43) International Publication Date
20 February 2003 (20.02.2003)

PCT

(10) International Publication Number
WO 03/014079 A1

(51) International Patent Classification⁷: **C07D 403/06**,
A61K 31/495, A61P 25/00

23836 (US). **DUBINI, Enrica** [IT/IT]; Via Ludovico
Muratori, 54, I-20135 Milano (IT). **EZHAYA, Antoine**
[IT/IT]; Via Ogliari, 6, I-ZIP 20141 MILANO (IT).

(21) International Application Number: PCT/EP02/08466

(74) Agent: **BOEHRINGER INGELHEIM INTERNA-
TIONAL GMBH**; Binger Strasse 173, 55216 Ingelheim
(DE).

(22) International Filing Date: 30 July 2002 (30.07.2002)

(25) Filing Language: English

(81) Designated States (*national*): AE, AG, AL, AM, AT, AU,
AZ, BA, BB, BG, BR, BY, BZ, CA, CH, CN, CO, CR, CU,
CZ, DE, DK, DM, DZ, EC, EE, ES, FI, GB, GD, GE, GH,
GM, HR, HU, ID, IL, IN, IS, JP, KE, KG, KP, KR, KZ, LC,
LK, LR, LS, LT, LU, LV, MA, MD, MG, MK, MN, MW,
MX, MZ, NO, NZ, OM, PH, PL, PT, RO, RU, SD, SE, SG,
SI, SK, SL, TJ, TM, TN, TR, TT, TZ, UA, UG, US, UZ,
VN, YU, ZA, ZM, ZW.

(26) Publication Language: English

(30) Priority Data:
01118593.1 2 August 2001 (02.08.2001) EP
01130180.1 19 December 2001 (19.12.2001) EP

(71) Applicant (*for all designated States except US*):
BIDACHEM S.P.A [IT/IT]; Strada Statale 11, (Padana
Sup.) N.8, I-24040 Fornovo s. Giovanni, Bergamo (IT).

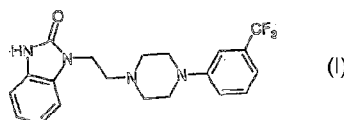
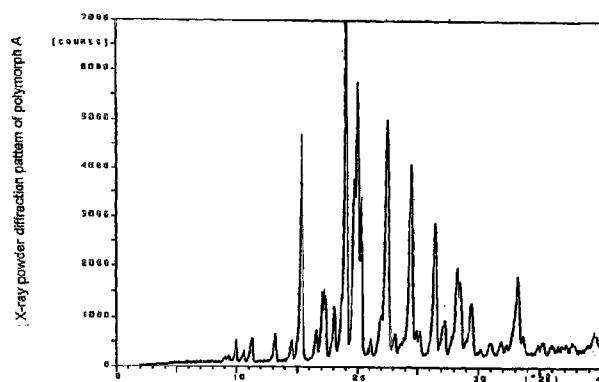
(84) Designated States (*regional*): ARIPO patent (GH, GM,
KE, LS, MW, MZ, SD, SL, SZ, TZ, UG, ZM, ZW),
Eurasian patent (AM, AZ, BY, KG, KZ, MD, RU, TJ, TM),
European patent (AT, BE, BG, CH, CY, CZ, DE, DK, EE,
ES, FI, FR, GB, GR, IE, IT, LU, MC, NL, PT, SE, SK,
TR), OAPI patent (BF, BJ, CF, CG, CI, CM, GA, GN, GQ,
GW, ML, MR, NE, SN, TD, TG).

(72) Inventors; and

(75) Inventors/Applicants (*for US only*): **BOMBARDA,**
Carlo [IT/US]; 12912 Nightingale CT., CHESTER, VA

[Continued on next page]

(54) Title: STABLE POLYMORPH OF FLIBANSERIN, TECHNICAL PROCESS FOR ITS PREPARATION AND THE USE THEREOF FOR PREPARING MEDICAMENTS



(57) Abstract: This invention relates to the polymorph A of flibanserin (I), to a technical process for the preparation thereof, as well as to the use thereof for preparing medicaments.

WO 03/014079 A1



Published:

— with international search report

For two-letter codes and other abbreviations, refer to the "Guidance Notes on Codes and Abbreviations" appearing at the beginning of each regular issue of the PCT Gazette.

(48) Date of publication of this corrected version:

20 November 2003

(15) Information about Correction:

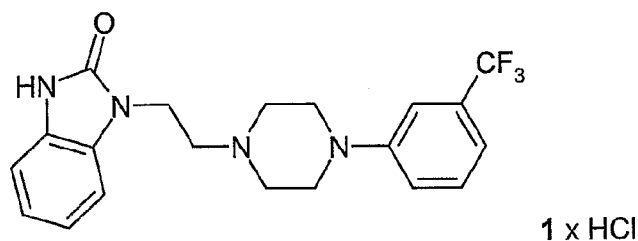
see PCT Gazette No. 47/2003 of 20 November 2003, Section II

Stable polymorph of flibanserin, technical process for its preparation and the use thereof for preparing medicaments

The invention relates to the polymorph A of flibanserin, to a technical process for the preparation thereof, as well as to the use thereof for preparing medicaments.

Background of the invention

The compound 1-[2-(4-(3-trifluoromethyl-phenyl)piperazin-1-yl)ethyl]-2,3-dihydro-1H-benzimidazol-2-one (flibanserin) is disclosed in form of its hydrochlorid in European Patent Application EP-A-526434 and has the following chemical structure:



Flibanserin shows affinity for the 5-HT_{1A} and 5-HT₂-receptor. It is therefore a promising therapeutic agent for the treatment of a variety of diseases, for instance depression, schizophrenia, Parkinson, anxiety, sleep disturbances, sexual and mental disorders and age associated memory impairment.

A certain pharmaceutical activity is of course the basic prerequisite to be fulfilled by a pharmaceutically active agent before same is approved as a medicament on the market. However, there are a variety of additional requirements a pharmaceutically active agent has to comply with. These requirements are based on various parameters which are connected with the nature of the active substance itself. Without being restrictive, examples of these parameters are the stability of the active agent under various environmental conditions, its stability during production of the pharmaceutical formulation and the stability of the active agent in the final medicament compositions. The pharmaceutically active substance used for preparing the pharmaceutical compositions should be as pure as possible and its stability in long-term storage must be guaranteed under various environmental conditions. This is absolutely essential to prevent the use of pharmaceutical compositions which contain, in addition to the actual active substance, breakdown products thereof, for example. In such cases the content of active substance in the medicament might be less than that specified.

Uniform distribution of the medicament in the formulation is a critical factor, particularly when the medicament has to be given in low doses. To ensure uniform distribution, the particle size of the active substance can be reduced to a suitable level, e.g. by grinding. Since breakdown of the pharmaceutically active substance as a side effect of the grinding (or micronising) has to be avoided as far as possible, in spite of the hard conditions required during the process, it is absolutely essential that the active substance should be highly stable throughout the grinding process. Only if the active substance is sufficiently stable during the grinding process is it possible to produce a homogeneous pharmaceutical formulation which always contains the specified amount of active substance in reproducible manner.

Another problem which may arise in the grinding process for preparing the desired pharmaceutical formulation is the input of energy caused by this process and the stress on the surface of the crystals. This may in certain circumstances lead to polymorphous changes, to a change in the amorphous configuration or to a change in the crystal lattice. Since the pharmaceutical quality of a pharmaceutical formulation requires that the active substance should always have the same crystalline morphology, the stability and properties of the crystalline active substance are subject to stringent requirements from this point of view as well.

The stability of a pharmaceutically active substance is also important in pharmaceutical compositions for determining the shelf life of the particular medicament; the shelf life is the length of time during which the medicament can be administered without any risk. High stability of a medicament in the abovementioned pharmaceutical compositions under various storage conditions is therefore an additional advantage for both the patient and the manufacturer.

Apart from the requirements indicated above, it should be generally borne in mind that any change to the solid state of a pharmaceutical composition which is capable of improving its physical and chemical stability gives a significant advantage over less stable forms of the same medicament.

In one aspect, the invention may provide a new, stable crystalline form of the

flibanserin which meets the stringent requirements imposed on pharmaceutically active substances as mentioned above.

Detailed description of the invention

- 5 Surprisingly, it has been found that the free base of flibanserin in a specific polymorphic form fulfils the requirements mentioned hereinbefore.

Moreover it has been found that, depending on the choice of conditions which can be applied during the synthesis of flibanserin the free base occurs in different crystalline
10 modifications, polymorphs A and B.

It has been found that these different modifications can be deliberately produced by a suitable choice of the process conditions used in the manufacturing process.

- 15 Surprisingly, it has been found that polymorph A, which can be obtained in crystalline form by choosing specific reaction conditions, meets the stringent requirements mentioned above. Accordingly the present invention relates to polymorph A of flibanserin. Polymorph A of flibanserin is characterised by a melting point of about 161°C (determined via DSC; heating rate 10 K/min).

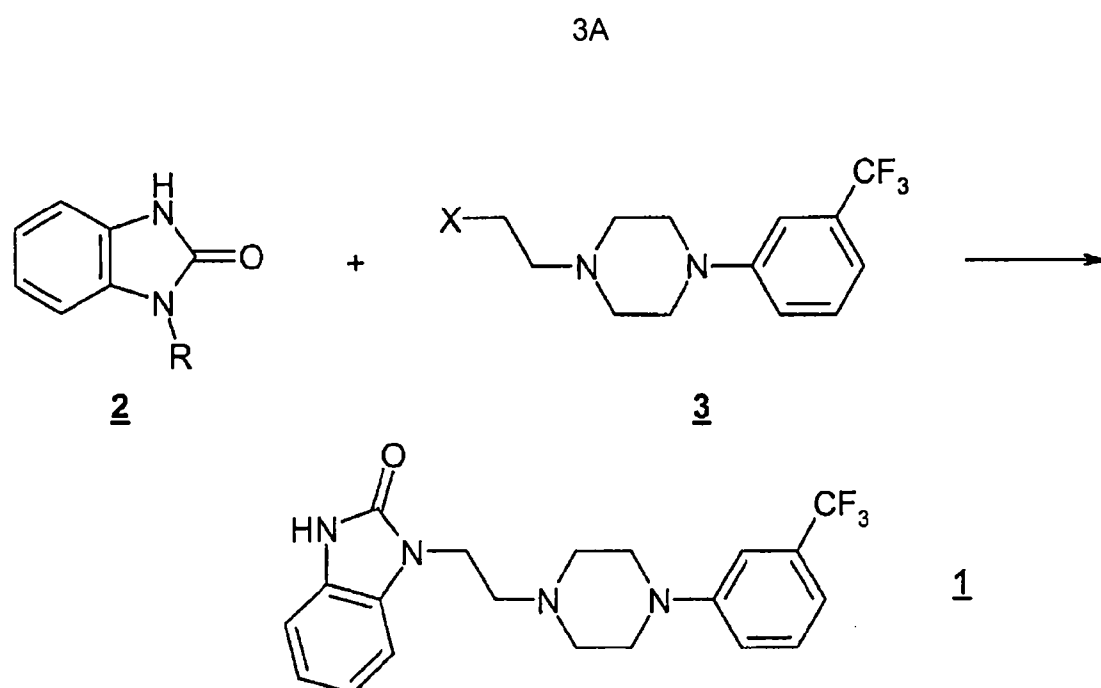
20

Polymorph B, the less stable modification of flibanserin displays a melting point of about 120°C (determined via DSC; heating rate 10 K/min). Whereas polymorph B shows little stability under the effects of for instance mechanical stress produced by grinding, polymorph A turned out to fulfill the aforementioned stability requirements.

25

According to another aspect, the present invention relates to a process for the manufacture of polymorph A of flibanserin in technical scale. The process according to the invention is illustrated in diagram 1.

2002331361 04 Dec 2007

Diagram 1:

- 5 The benzimidazolone **2** is reacted with the piperazine-derivative **3** under basic reaction conditions in a suitable solvent to lead to **1**. In **2** the group R denotes an amino protecting group. The protecting group used may be any of the groups

commonly used to protect the amino function. Examples include groups selected from alkyl, substituted alkyl, heterosubstituted alkyl, unsaturated alkyl, alkyl substituted heteroatoms, substituted or unsubstituted phenyl, substituted or unsubstituted benzyl, alkyloxycarbonyl groups and aryloxycarbonyl groups. Preferred protecting groups are selected from butyl, 1,1-diphenylmethyl, methoxymethyl, benzyloxymethyl, trichloroethoxymethyl, pyrrolidinomethyl, cyanomethyl, pivaloyloxymethyl, allyl, 2-propenyl, t-butyldimethylsilyl, methoxy, thiomethyl, 4-methoxyphenyl, benzyl, 4-methoxybenzyl, 2,4-dimethoxybenzyl, 2-nitrobenzyl, t-butoxycarbonyl, benzyloxycarbonyl, phenoxy carbonyl, 4-chloro-phenoxy carbonyl, 4-nitro-phenoxy carbonyl, methoxycarbonyl and ethoxycarbonyl. Among them the preferred protecting groups are selected from t-butoxycarbonyl, ethoxycarbonyl, methoxycarbonyl, benzyloxycarbonyl, phenoxy carbonyl and 2-propenyl, the latter being most preferred. X in 3 represents a leaving group selected from chlorine, bromine, iodine, methanesulphonate, trifluoromethanesulphonate or para-toluenesulphonate. Preferably X denotes chlorine, bromine or iodine, chlorine being most preferred. Suitable solvents are selected from water, alcohols and mixtures of water with alcohols, polar aprotic solvents and mixtures thereof with water. Preferred solvents are selected from the group consisting of dimethylformamid, dimethylsulfoxid, acetonitrile, tetrahydrofurane, dioxane, methanol, ethanol isopropanol and mixtures of one or several of the aforementioned solvents with water. Preferred solvents are those being readily miscible with water. Preferably, a mixture of water with one of the alcohols methanol, ethanol or isopropanol is used as the solvent. In a preferred embodiment a mixture of water and isopropanol is used as the solvent. The base used may be an alkali metal- or alkaline earth metal carbonate of lithium, sodium, potassium, calcium such as sodium carbonate, lithium carbonate, potassium carbonate, calcium carbonate and preferably potassium carbonate. It is also possible to use the hydrogen carbonates of lithium, sodium and potassium. Preferably, the alkali metal- or alkaline earth metal hydroxides of lithium, sodium, potassium, magnesium, calcium, but preferably sodium hydroxide, potassium hydroxide, lithium hydroxide and calcium hydroxide in alcohols or water may also be used. Most preferred base is sodium hydroxide. The base is preferably added in form of its aqueous solution, preferably in form of concentrated aqueous solutions, for example in concentrations between 30 - 50% weight/volume. In a preferred embodiment aqueous sodium hydroxide solution in a concentration of about 45% weight/volume is used.

The compounds 2 and 3 are introduced into the reaction in a molar ratio of between 1:1 to 1:2, preferably in a molar ratio of between 1:1.1 to 1:1.5.

As mentioned hereinbefore a mixture of water and isopropanol is used as a preferred solvent mixture for the conduction of the process according to the invention. In this solvent mixture the weight-ratio of water to isopropanol in the preferred solvent mixture is between 10:1 and 1:1, more preferred between 8:1 and 3:1, particular
5 preferred between 7:1 and 5:1. Per mol of compound 2 about 2 - 10 kg, preferably 3 - 8 kg, more preferred 4 - 7 kg of the aforementioned solvent mixture are used. In a preferred embodiment the reaction is conducted using aqueous sodium hydroxide solution in a concentration of about 45% weight/volume as the base. Per mol of 2 about 0.1 - 1.5 kg, preferably 0.2 - 1.0 kg, particularly preferred 0.3 - 0.6 kg of the
10 aforementioned sodium hydroxide solution are used. The reaction mixture containing 2, 3 and the base in the aforementioned suitable solvent is preferably heated to at least 50°C. In a preferred embodiment the reaction temperature is in a range of between 60°C to the boiling point of the solvent. Particularly preferred is a temperature between 70 - 90°C. The reaction mixture is heated at the aforementioned
15 temperature for about 10 minutes to about 12 hours, preferably for about 15 minutes to about 6 hours, more preferably for about 30 minutes to about 3 hours. The reaction mixture is preferably heated at the aforementioned temperature for about 45 to 60 minutes.

20 Subsequently the protective group R is cleaved. The cleaving conditions depend on the choice of group R. If R denotes for instance benzyl, cleavage is conducted via hydrogenation in acetic acid in the presence of an appropriate catalyst (e.g. Pd on charcoal) or it can be cleaved in aqueous HBr. In case R is methoxycarbonyl, ethoxycarbonyl, phenoxy carbonyl, 4-nitrophenoxy carbonyl it can be cleaved for
25 example by using aqueous alkaline solutions such as NaOH (aq) or KOH(aq). In case R is t-butoxycarbonyl it can be cleaved for instance in aqueous HCl or HBr. In case R denotes 2-propenyl, the particularly preferred protective group according to the invention, cleavage of R is effected via acidic reaction conditions. In a particularly preferred process according to the invention the 2-propenyl group is cleaved by
30 using a strong mineral acid, preferably an acid selected from the group consisting of hydrobromic acid, hydrochloric acid and sulfuric acid, more preferably hydrochloric acid. Hydrochloric acid can be added in gaseous form or in form of its aqueous solutions, the addition of aqueous solutions being preferred. Particularly preferred is the addition of hydrochloric acid in form of its concentrated solution (about 36%
35 weight/volume). Per mol 2 at least one mol of hydrochloric acid is to be added. Preferably the amount of added concentrated hydrochloric acid (36% weight/volume) per mol 2 is between 50 - 500g, more preferred between 80 - 250g. Particularly preferred about 120 - 160 g of concentrated (36% w/v) aqueous hydrochloric acid are added per mol 2 used. Additional water can be optionally added. At a

- temperature of about 70 - 90°C about 30 - 70%, preferably about 35 - 60% of the solvent is removed via distillation. At a temperature of about 60 - 80°C the pH of the remaining residue is adjusted to about 5 - 9, preferably to about 6 - 8 by addition of aqueous sodium hydroxide (45% w/v). At a temperature of about 40 - 55°C the pH is
- 5 adjusted to about 8 - 9 by addition of aqueous sodium hydroxide (45% w/v). Subsequently the mixture is cooled to about 20-40°C, preferably about 30-35°C and centrifuged. The residue thus obtained is washed with about 100 to 750 ml water per mol introduced 2, preferably with about 200 to 500, particularly preferred with about 300 to 400 ml water per mol introduced 2 and isopropanol (about 50 to 250 g per mol
- 10 2, preferably about 100 to 200 g per mol 2) and then with water until chlorides elimination. Optionally the product thus obtained can be subjected to another purification step. Preferably, said purification is conducted via crystallization of 1 from for instance acetone.
- 15 One aspect of the present invention relates to flibanserin polymorph A obtainable via the method described above.

The following example of synthesis serves to illustrate a method of preparing polymorph A of flibanserin. It is to be regarded only as a possible method described

20 by way of example, without restricting the invention to its contents.

Example:

- 375 kg of 1-[(3-trifluoromethyl)phenyl]-4-(2-chloroethyl)piperazin are charged in a reactor with 2500 kg of water and 200 kg of aqueous Sodium Hydroxide 45%.
- 25 Under stirring 169.2 kg of 1-(2-propenyl)-1,3-dihydro-benzimidazol-2H-one, 780 kg of isopropanol, 2000 kg of water and 220 kg of aqueous Sodium Hydroxide 45% are added. The reaction mixture is heated to 75-85°C and 160 kg of concentrated hydrochloric acid and 200 kg of water are added. The reaction mixture is stirred at constant temperature for about 45 minutes. After distillation
- 30 of a mixture of water and Isopropanol (about 3000 kg) the remaining residue is cooled to about 65-75°C and the pH is adjusted to 6.5 - 7.5 by addition of 125 kg of aqueous Sodium Hydroxide 45%. After cooling to a temperature of 45-50°C, the pH value is adjusted to 8-9 by addition of about 4 kg of aqueous Sodium Hydroxide 45%. Subsequently the mixture is cooled to 30-35°C and
- 35 centrifuged. The residue thus obtained is washed with 340 l of water and 126 l of isopropanol and then with water until chlorides elimination. The wet product is dried under vacuum at a temperature of about 45-55°C which leads to 358 kg of crude flibanserin polymorph A. The crude product thus obtained is loaded in a reactor with 1750 kg of Acetone and the resulting mixture is heated under stirring until

reflux. The obtained solution is filtered and the filtrate is concentrated by distillation. The temperature is maintained for about 1 hour 0-5°C, then the precipitate solid is isolated by filtration and dried at 55°C for at least 12 hours. The final yield is 280 kg of pure flibanserin polymorph A.

5

As mentioned hereinbefore flibanserin polymorph A was characterised by DSC (Differential Scanning Calorimetry). The peak temperature determined for polymorph A is about 161°C. For the characterization via DSC a Mettler TA 3000 System equipped with TC 10-A processor and DSC 20 cell was applied. The heating rate was 10 K/min.

10

The flibanserin polymorph A was additionally characterised by powder x-ray diffractometry. The x-ray powder diffraction pattern for polymorph A was obtained according to the following conditions:

15

Equipment: Philips PW 1800/10 diffractometer equipped with a digital microvax 2000.

20

Setting parameters: X-ray
 Type tube: Cu (long fine focus)
 Wavelengths (λ): $K_{\alpha 1} = 1.54060 \text{ \AA}$
 $K_{\alpha 2} = 1.54439 \text{ \AA}$
 Intensity ratio ($\alpha 2 / \alpha 1$): 0.500

25

Start angle [$^{\circ}2\theta$]: 2.000
 End angle [$^{\circ}2\theta$]: 60.000
 Step size [$^{\circ}2\theta$]: 0.020
 Maximum intensity[s]: 7310.250

30

Type of scan: continuous

35

Minimum peak tip width: 0.00
 Maximum peak tip width: 1.00
 Peak base width: 2.00
 Minimum significance: 0.75
 Number of peaks: 69

Generator: high voltage: 50 KV
 tube current: 30 mA

The powder x-ray diffraction pattern obtained for polymorph A is illustrated in figure 1. The appropriate values are collected in table 1.

Table 1:

5

Angle [°2 θ]	d-value α 1 [Å]	d-value α 2 [Å]	Peak width [°2 θ]	Peak int [counts]	Back. int [counts]	Rel. int [%]	Signif.
5.195	16.9967	17.0390	0.960	8	69	0.1	1.05
9.045	9.7689	9.7931	0.100	92	96	1.3	0.97
9.335	9.4660	9.4896	0.080	114	98	1.6	0.88
10.025	8.8160	8.8379	0.140	400	100	5.5	7.18
10.595	8.3430	8.3637	0.140	204	102	2.8	3.46
11.290	7.8309	7.8503	0.140	467	104	6.4	6.91
13.225	6.6891	6.7058	0.180	548	112	7.5	13.10
14.595	6.0642	6.0793	0.180	404	121	5.5	9.17
15.460	5.7268	5.7410	0.140	4186	125	57.3	23.20
16.655	5.3185	5.3317	0.200	515	130	7.0	12.38
17.085	5.1856	5.1985	0.100	1347	132	18.4	2.78
17.285	5.1260	5.1388	0.060	1399	135	19.1	2.26
17.420	5.0866	5.0992	0.100	1204	135	16.5	4.71
18.140	4.8863	4.8984	0.180	1043	139	14.3	13.14
18.650	4.7538	4.7656	0.120	1063	142	14.5	0.91
19.140	4.6332	4.6447	0.140	7310	144	100.0	32.77
19.820	4.4757	4.4869	0.160	3624	146	49.6	9.02
20.080	4.4184	4.4294	0.140	5402	149	73.9	21.06
20.385	4.3530	4.3638	0.160	2652	149	36.3	23.25
21.215	4.1845	4.1949	0.160	369	154	5.0	5.78
21.890	4.0570	4.0670	0.200	773	156	10.6	3.09
22.630	3.9259	3.9357	0.280	4277	161	58.5	74.66
23.210	3.8291	3.8386	0.120	484	164	6.6	3.33
24.355	3.6516	3.6607	0.060	2725	169	37.3	1.16
24.610	3.6144	3.6234	0.140	3540	172	48.4	17.08
24.995	3.5596	3.5684	0.100	529	174	7.2	1.01
25.260	3.5228	3.5316	0.120	557	174	7.6	3.02
26.575	3.3514	3.3597	0.240	2421	182	33.1	42.58
27.155	3.2811	3.2893	0.140	676	185	9.2	1.32
27.310	3.2629	3.2710	0.100	767	185	10.5	2.75
27.865	3.1991	3.2071	0.120	420	188	5.7	1.08
28.210	3.1608	3.1686	0.100	1467	190	20.1	0.79

28.325	3.1482	3.1560	0.140	1789	190	24.5	4.41
28.650	3.1132	3.1210	0.180	1204	190	16.5	11.65
29.520	3.0234	3.0309	0.220	1011	196	13.8	15.74
30.250	2.9521	2.9594	0.120	159	199	2.2	1.22
31.105	2.8729	2.8800	0.360	282	204	3.9	8.14
31.905	2.8026	2.8096	0.100	339	207	4.6	0.96
32.350	2.7651	2.7720	0.120	237	210	3.2	3.01
33.300	2.6884	2.6950	0.180	1347	216	18.4	14.06
33.640	2.6620	2.6686	0.100	404	216	5.5	1.45
34.880	2.5701	2.5765	0.200	202	222	2.8	1.04
35.275	2.5422	2.5486	0.240	299	225	4.1	4.84
36.055	2.4890	2.4952	0.280	202	228	2.8	3.78
36.910	2.4333	2.4393	0.320	169	234	2.3	0.90
37.160	2.4175	2.4235	0.120	216	234	3.0	2.14
37.680	2.3853	2.3912	0.240	240	237	3.3	1.58
39.435	2.2831	2.2888	0.280	449	246	6.1	2.67
39.675	2.2698	2.2755	0.080	396	246	5.4	0.82
40.325	2.2347	2.2403	0.160	520	250	7.1	0.95
40.930	2.2031	2.2086	0.120	480	253	6.6	2.66
41.445	2.1769	2.1823	0.240	372	256	5.1	2.65
41.990	2.1499	2.1552	0.120	538	259	7.4	1.31
42.670	2.1172	2.1225	0.160	428	262	5.9	1.45
43.145	2.0950	2.1002	0.120	433	266	5.9	1.50
44.190	2.0478	2.0529	0.160	376	269	5.1	0.89
46.095	1.9675	1.9724	0.160	279	279	3.8	0.86
46.510	1.9509	1.9558	0.240	310	282	4.2	0.87
48.305	1.8826	1.8872	0.200	506	292	6.9	2.06
48.900	1.8610	1.8657	0.240	615	296	8.4	1.67
50.330	1.8115	1.8160	0.160	437	303	6.0	1.73
51.035	1.7881	1.7925	0.080	416	306	5.7	0.93
53.550	1.7099	1.7141	0.480	177	317	2.4	2.84
54.500	1.6823	1.6865	0.400	130	324	1.8	1.37
55.420	1.6565	1.6606	0.320	130	328	1.8	1.72
56.220	1.6348	1.6389	0.320	121	331	1.7	0.87
56.770	1.6203	1.6243	0.240	142	335	1.9	1.59
57.405	1.6039	1.6079	0.240	112	339	1.5	1.19
58.500	1.5764	1.5804	0.240	67	342	0.9	1.57

In the light of the pharmaceutical efficacy of flibanserin, the present invention furthermore relates to the use of flibanserin polymorph A as a medicament.

A further aspect of the present invention relates to the use of flibanserin polymorph A
5 for preparing a pharmaceutical composition for treating diseases in which the use of compounds displaying affinity for the 5-HT_{1A} and 5-HT₂-receptor may have a therapeutic benefit.

A further aspect of the present invention relates to the use of flibanserin polymorph A
10 for preparing a pharmaceutical composition for treating a disease selected from depression, schizophrenia, Parkinson, anxiety, sleep disturbances, sexual and mental disorders and age associated memory impairment.

In particular, the instant invention relates to the use of flibanserin polymorph A for the
15 preparation of a medicament for the treatment of disorders of sexual desire.

In a preferred embodiment the invention relates to the use of flibanserin polymorph A for the preparation of a medicament for the treatment of disorders selected from the group consisting of Hypoactive Sexual Desire Disorder, loss of sexual desire, lack of
20 sexual desire, decreased sexual desire, inhibited sexual desire, loss of libido, libido disturbance, and frigidity.

Particular preferred according to the invention is the use of flibanserin polymorph A for the preparation of a medicament for the treatment of disorders selected from the
25 group consisting of Hypoactive Sexual Desire Disorder, loss of sexual desire, lack of sexual desire, decreased sexual desire, inhibited sexual desire.

In a particularly preferred embodiment the invention relates to the use of flibanserin polymorph A for the preparation of a medicament for the treatment of disorders selected from the group of Hypoactive Sexual Desire Disorder and loss of sexual
30 desire.

The aforementioned therapeutic effects of flibanserin polymorph A can be achieved in men and women. However, according to a further aspect of the invention the use of flibanserin polymorph A for the preparation of a medicament for the treatment of
35 female sexual dysfunction is preferred.

The beneficial effects of flibanserin polymorph A can be observed regardless of whether the disturbance existed lifelong or was acquired, and independent of etiologic origin (organic - both, physically and drug induced-, psychogen, a

combination of organic- both, physically and drug induced-, and psychogen, or unknown).

As a further feature of the present invention there are provided pharmaceutical compositions comprising as an active ingredient flibanserin polymorph A in addition with one or more pharmaceutical carriers, diluents or excipients. For pharmaceutical administration flibanserin polymorph A may be incorporated into the conventional pharmaceutical preparation in solid, liquid or spray form. The composition may, for example, be presented in a form suitable for oral, rectal, parenteral administration or for nasal inhalation: preferred forms includes for example, capsules, tablets, coated tablets, ampoules, suppositories and nasal spray.

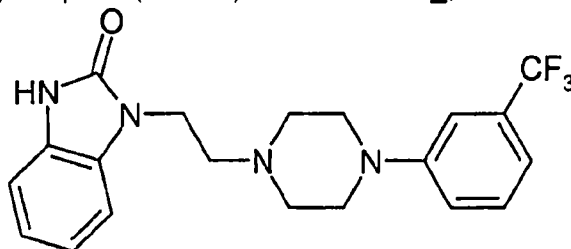
The active ingredient may be incorporated in excipients or carriers conventionally used in pharmaceutical compositions such as, for example, talc, arabic gum, lactose, gelatine, magnesium stearate, corn starch, aqueous or non aqueous vehicles, polyvinyl pyrrolidone, semisynthetic glycerides of fatty acids, benzalconium chloride, sodium phosphate, EDTA, polysorbate 80. The compositions are advantageously formulated in dosage units, each dosage unit being adapted to supply a single dose of the active ingredient. Each dosage unit may conveniently contain from 0,01 mg to 100 mg, preferably from 0,1 to 50 mg.

Throughout this specification and the claims which follow, unless the context requires otherwise, the word "comprise", and variations such as "comprises" and "comprising", will be understood to imply the inclusion of a stated integer or step or group of integers or steps but not the exclusion of any other integer or step or group of integers or steps.

The reference in this specification to any prior publication (or information derived from it), or to any matter which is known, is not, and should not be taken as an acknowledgment or admission or any form of suggestion that that prior publication (or information derived from it) or known matter forms part of the common general knowledge in the field of endeavour to which this specification relates.

THE CLAIMS DEFINING THE INVENTION ARE AS FOLLOWS:

- 1) Crystalline polymorph A (form A) of flibanserin 1,

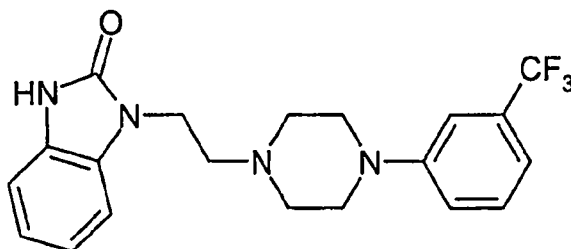


1

having an endothermic maximum at 161°C which occurs during thermal analysis using DSC.

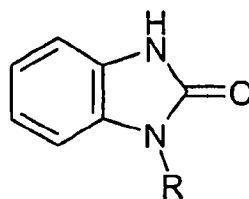
- 2) Flibanserin 1 comprising form A according to claim 1.

- 3) Process for the technical preparation of flibanserin 1 according to claim 1 or claim 2,



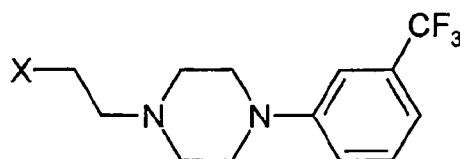
1

comprising a first reaction step wherein a benzimidazolone 2



2

wherein R denotes a suitable amino protecting group is reacted with a piperazine 3



3

wherein X is a leaving group selected from chlorine, bromine, iodine, methanesulphonate, trifluoromethanesulphonate and para-toluenesulphonate, in a suitable solvent selected from water, alcohols, mixtures of water with alcohols, polar aprotic solvents and mixtures thereof with water in presence of a suitable base and that in a second reaction step the amino protecting group R is cleaved under suitable cleaving conditions.

4) Process according to claim 3, wherein the reaction of 2 with 3 is conducted at a temperature of at least 50°C.

5) Process according to claim 4, wherein heating is conducted for about 10 minutes to about 12 hours.

6) Polymorph A of flibanserin 1 obtained according to any one of claims 3 to 5.

7) Polymorph A of flibanserin 1 according to any one of claims 1, 2 or 6 for use as a medicament.

8) Use of polymorph A of flibanserin 1 according to any one of claims 1, 2 or 6 for preparing a medicament for treating diseases in which the use of therapeutic effective amounts of compounds displaying affinity for the 5-HT_{1A} and 5-HT₂-receptor display a therapeutic benefit.

9) Use of polymorph A of flibanserin 1 according to any one of claims 1, 2 or 6 for preparing a medicament for treating a disease selected from depression, schizophrenia, Parkinson, anxiety, sleep disturbances, sexual and mental disorders and age associated memory impairment.

10) Pharmaceutical compositions comprising as an active ingredient polymorph A of flibanserin 1 according to any one of claims 1, 2 or 6 optionally in admixture with one or more pharmaceutical carriers, diluents or excipients.

11) Form A of flibanserin 1 according to claim 1 substantially as hereinbefore

described with reference to the Example.

- 12) Process according to claim 3 substantially as hereinbefore described with reference to the Example.

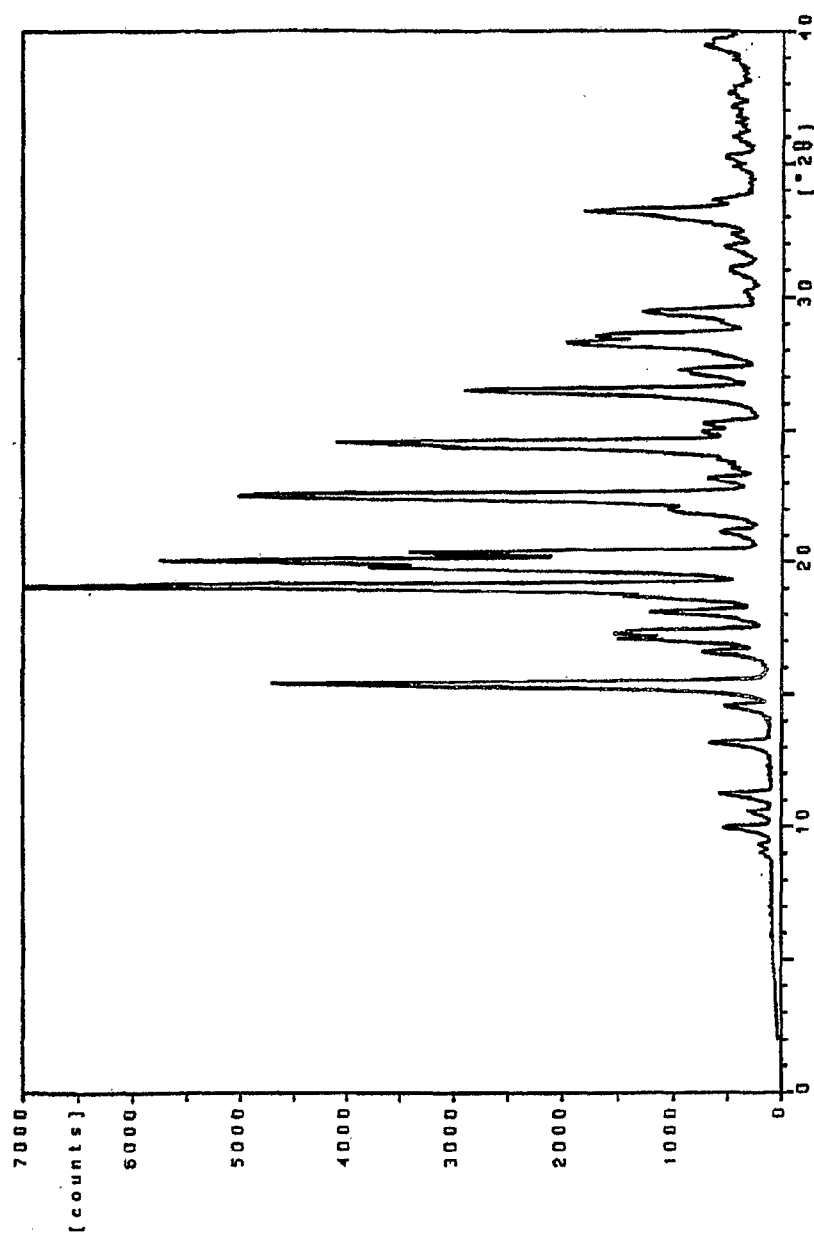
5

- 13) Method of treatment of diseases in which the use of therapeutic effective amounts of compounds displaying affinity for the 5-HT_{1A} and 5-HT₂-receptor display a therapeutic benefit, comprising administering to a subject in need thereof polymorph A of flibanserin 1 according to any one of claims 1, 2 or 6.

10

- 14) Method of treatment of a disease selected from depression, schizophrenia, Parkinson, anxiety, sleep disturbances, sexual and mental disorders and age associated memory impairment comprising administering to a subject in need thereof polymorph A of flibanserin 1 according to any one of claims 1, 2 or 6.

1/1



Figur 1: X-ray powder diffraction pattern of polymorph A