



US00D453058S

(12) **United States Design Patent**  
**Kim**

(10) **Patent No.:** **US D453,058 S**

(45) **Date of Patent:** **\*\* Jan. 29, 2002**

(54) **CORSET**

(76) **Inventor:** **Park Kim**, 33-102 Hyosung Villa, 63 Chungdam-dong, Kangnam-ku, Seoul (KR)

(\*\*) **Term:** **14 Years**

(21) **Appl. No.:** **29/124,868**

(22) **Filed:** **Jun. 13, 2000**

**Related U.S. Application Data**

(63) Continuation-in-part of application No. 29/107,998, filed on Jul. 20, 1999, now abandoned.

(51) **LOC (7) Cl.** ..... **02-01**

(52) **U.S. Cl.** ..... **D2/703; D2/700; D2/701; D2/702; D2/706**

(58) **Field of Search** ..... **D2/700-714, 738; D24/190, 124, 126; 2/44, 48, 67, 78.2, 78.3, 227, 228, 238, 400, 402, 403, 406, 408, DIG. 9, 300, 302; 450/1-5, 13, 30, 32, 39, 41, 43, 47, 48, 54, 57, 58, 74, 83, 86, 89, 104, 109, 116**

(56) **References Cited**

**U.S. PATENT DOCUMENTS**

2,131,457 A	*	9/1938	Tachat .....	450/41
2,420,575 A	*	5/1947	Treadwell .....	450/39
D164,485 S	*	9/1951	Fredericks .....	D2/706
D166,760 S	*	5/1952	La Bue et al. ....	D2/702
D169,510 S	*	5/1953	La Bue et al. ....	D2/702
D169,511 S	*	5/1953	LaBue et al. ....	D2/702
D174,114 S	*	3/1955	Dior .....	D2/702
D174,194 S	*	3/1955	Prochaska .....	D2/704
D177,067 S	*	3/1956	Reisenfeld .....	D2/702

D177,181 S	*	3/1956	Kurzman .....	D2/706
D177,982 S	*	6/1956	Kahn .....	D2/702
3,090,387 A	*	5/1963	Hopper .....	450/74
D206,157 S	*	11/1966	Maas .....	D2/706
D220,741 S	*	5/1971	Marcario et al. ....	D2/707
D265,265 S	*	7/1982	Stern et al. ....	D2/710
D276,001 S	*	10/1984	Locascio .....	D2/710
D373,236 S	*	9/1996	Vass-Betts .....	D2/710

**OTHER PUBLICATIONS**

Frederick's of Hollywood; p. 37—Lace corset on upper right corner of page, (Item F).\*

Frederick's of Hollywood; p. 47—black corset on lower right corner of page, (Item K).\*

Frederick's of Hollywood; p. 49—White lace corset, Item F. (middle of page).\*

\* cited by examiner

*Primary Examiner*—Celia Murphy

(74) *Attorney, Agent, or Firm*—Jacobson Holman, PLLC

(57) **CLAIM**

The ornamental design for a corset, as shown and described.

**DESCRIPTION**

FIG. 1 is a perspective view of a corset showing my new design;

FIG. 2 is a bottom plan view thereof;

FIG. 3 is a top plan view thereof;

FIG. 4 is a front elevational view thereof;

FIG. 5 is a rear elevational view thereof;

FIG. 6 is a left side view thereof; and,

FIG. 7 is a right side view thereof.

The broken lines shown throughout the views are understood to represent stitching.

**1 Claim, 5 Drawing Sheets**



Fig. 1



Fig.2

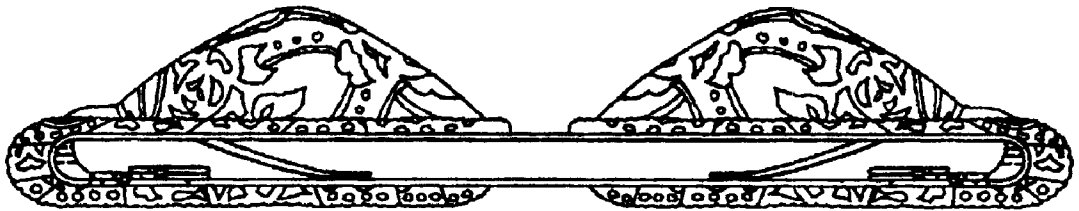


Fig.3




Fig.4

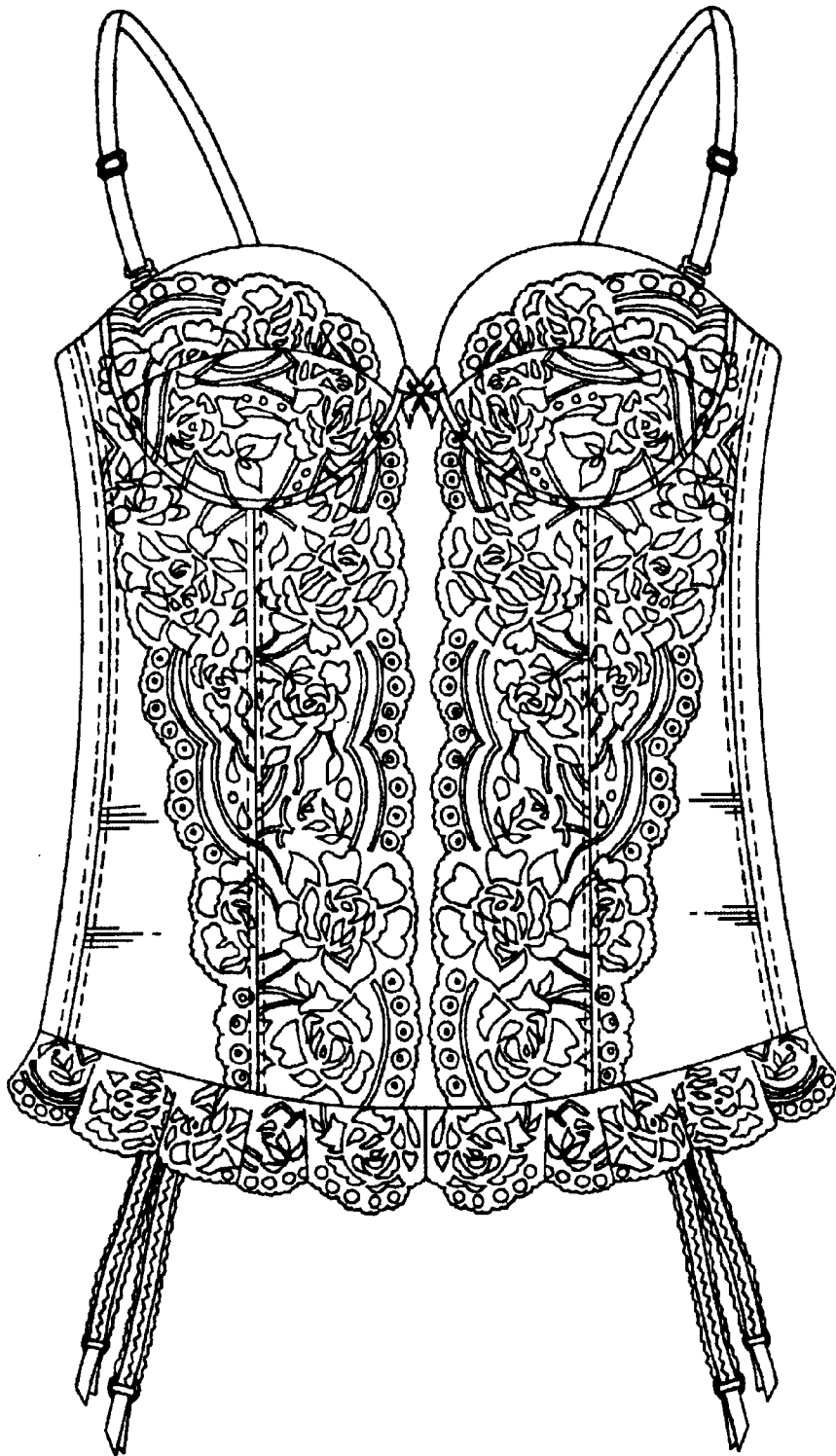


Fig.5

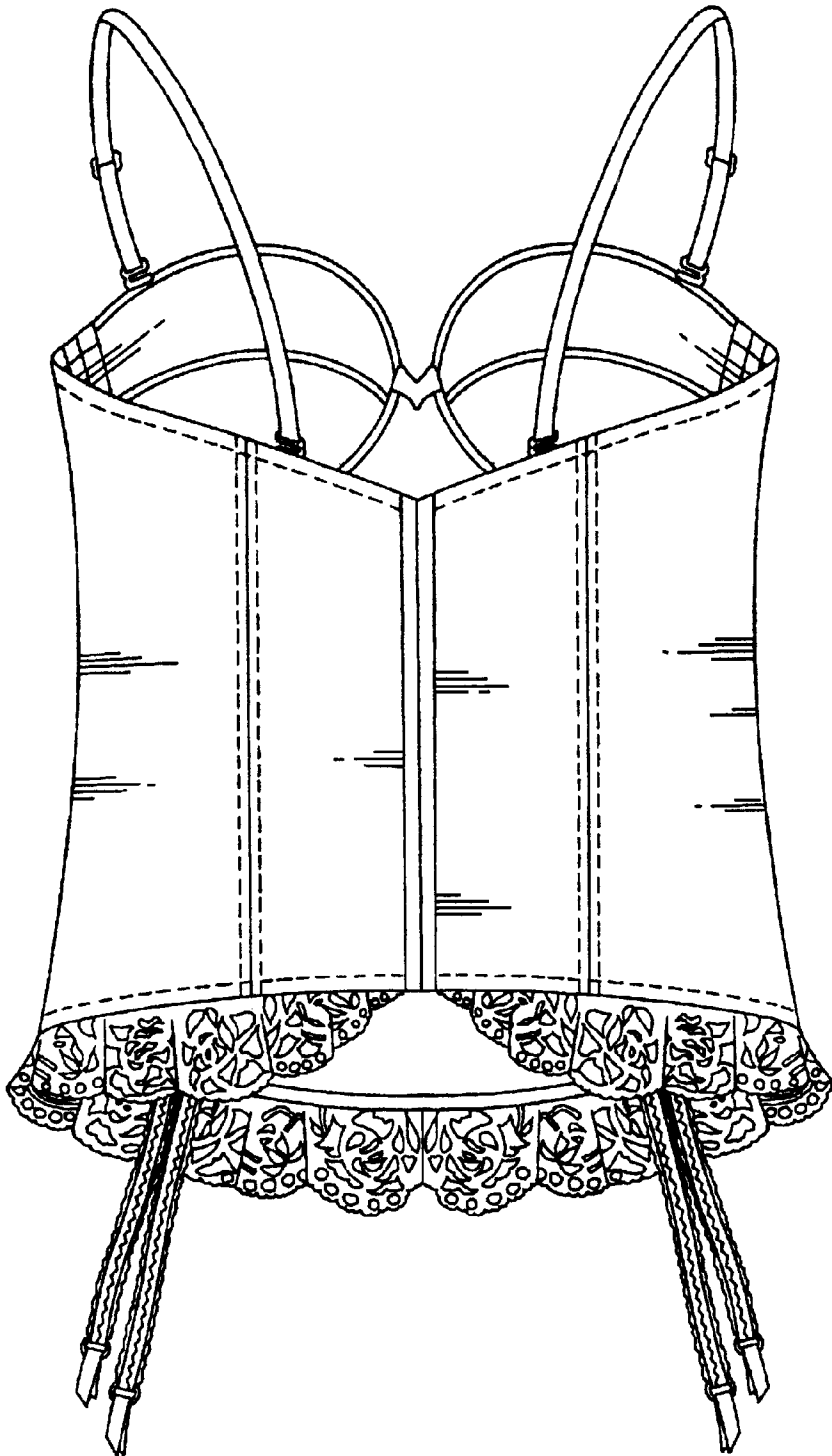


Fig.6

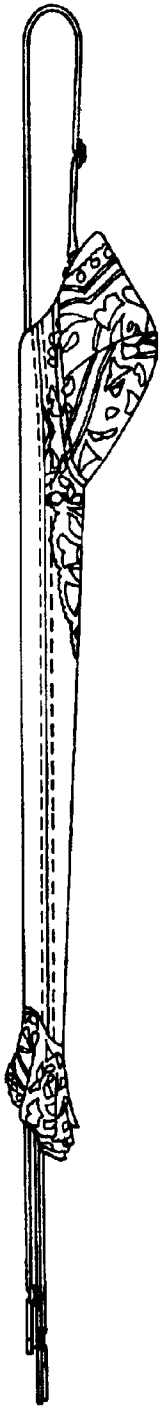


Fig.7

