

July 9, 1929.

S. SHERMAN

1,720,009

TIE

Filed Jan. 7, 1927

2 Sheets-Sheet 1

Fig. 1.

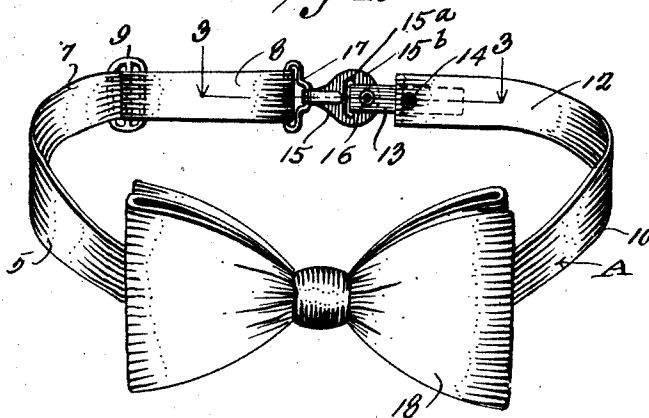


Fig. 2.

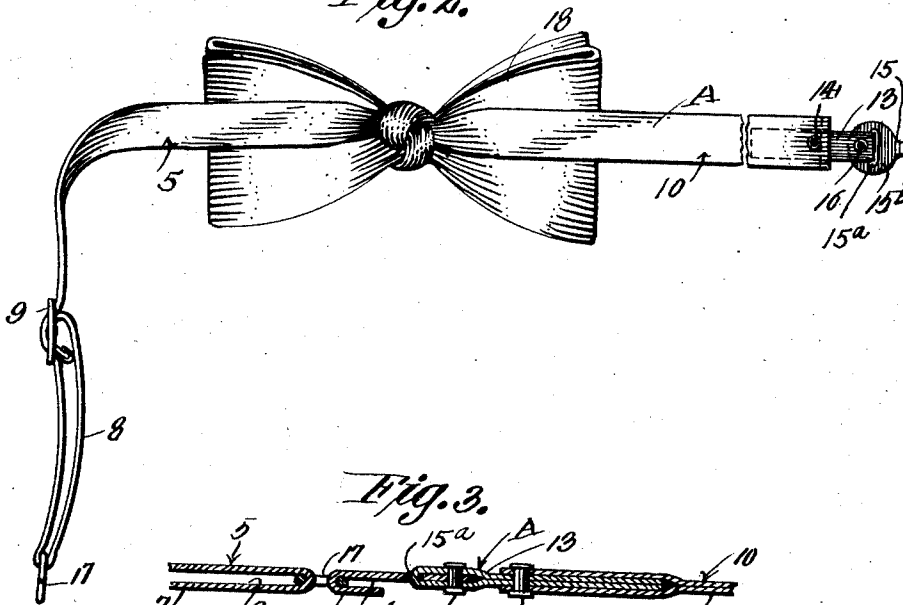
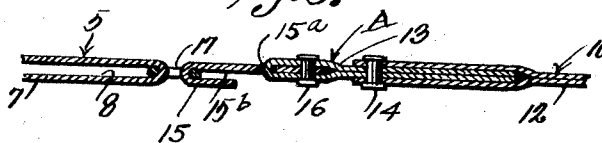


Fig. 3.



WITNESSES

Aug 1929

Inventor
SOL SHERMAN

By

Richard B. Owen
Attorney

July 9, 1929.

S. SHERMAN

1,720,009

TIE

Filed Jan. 7, 1927

2 Sheets-Sheet 2

Fig. 4.

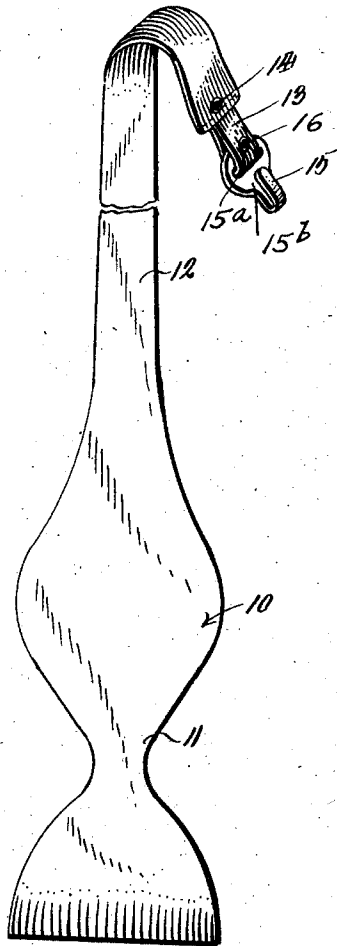
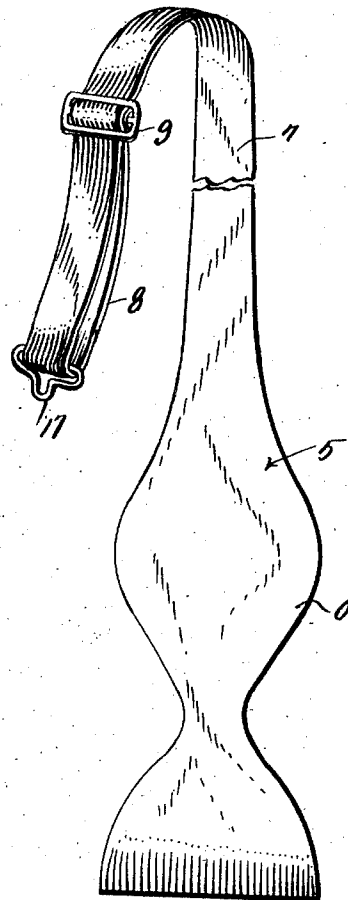


Fig. 5.



WITNESSES

Cuy M. Spring

Inventor
SOL SHERMAN

By

Richard B. Owen Attorney

Patented July 9, 1929.

1,720,009

UNITED STATES PATENT OFFICE.

SOL SHERMAN, OF NEW YORK, N. Y.

TIE.

Application filed January 7, 1927. Serial No. 159,718.

This invention relates to neckwear, and more particularly to ties of the bow type.

One of the primary objects of the invention is to provide a bow tie including a pair of sections detachably connected together at the back, the tie being adapted to be made up permanently in the manner in which it is to be used on the collar, the tie being removed from the collar by detaching the sections at the back of the collar.

Another salient feature of the invention is to provide a bow tie, which can be hand tied, and which has all the characteristics and appearances of a fresh hand-tied bow with all of the advantages of a ready made-up tie.

A further object of the invention is to provide a bow tie which is initially tied by hand, and which is provided with means whereby the neck-band portion of the tie can be adjusted to fit any sized band, the neck-band of the tie also being provided with a small section of elastic which also serves to hold the tie tightly in place on the collar.

A still further object of the invention is to provide a tie of the above character, which will be durable in use, one that will be simple and easy to manufacture and one which can be placed upon the market at a reasonable cost.

With these and other objects in view, the invention consists in the novel construction, arrangement and formation of parts, as will be hereinafter more specifically described, claimed and illustrated in the accompanying drawings, in which:

Figure 1 is a perspective view of my improved tie showing the same in its made-up form and the ends thereof connected together;

Figure 2 is a perspective view showing the ends of the tie disconnected, illustrating the back of the bow;

Figure 3 is an enlarged horizontal section taken on the line 3—3 of Figure 1, looking in the direction of the arrows, showing the means employed for connecting the rear ends of the tie sections together, illustrating the incorporation of the elastic with the neck-band of the tie;

Figure 4 is a perspective view of one of the tie sections, and

Figure 5 is a perspective view of the other tie section.

Referring to the drawings in detail, wherein similar reference characters designate corresponding parts throughout the several

views, the letter A indicates a tie of the bow type, which includes companion sections 5 and 10. The tie sections 5 and 10 include a tie portion 6 and 11 respectively, and a band portion 7 and 12 respectively. The neck-band portion 7 of the section 6 is folded back upon itself to provide a loop 8 which can be made larger and smaller by means of an adjusting buckle 9. This allows the complete tie to be adjusted to the size of a particular collar, as will be later described.

The neck-band portion 12 of the section 10 of the tie, receives at its terminal, an elastic loop 13 the terminals of which can be inserted directly in the neck-band portion of the tie and secured thereto in any desired way, such as by a rivet 14 or the like. The bight of the elastic loop 13 passes through the opening 15^a in the shank 15^b of a connecting element or hook 15 which is secured to the loop by a rivet 16. The hook 15 is adapted to detachably engage a connecting element or eye 17 carried by the loop portion 8 of the band portion 7 of the tie section 5. The rivet 16 passes through the shank 15^b of the hook 15 and through both members of the loop 13 to secure the hook against movement in the direction of the length of the loop and to prevent undue strain and wear on the bight of the loop.

This arrangement enables one to go into a store, select the tie desired and have it made up on a collar right there, and then by the simple process of disconnecting the hook from the eye, the person is enabled to take the tie off and have it ready to wear, at any time thereafter by simply connecting the hook and eye again. It is evident that by tying the portions 6 and 11 the tie can be conveniently made up into a bow 18 of attractive form.

In this respect, the tie differs from the ordinary tie on the market, whereby one is enabled to have the tie ready made up and take it off at any time, in that the ties now on the market are completely made up, while the tie A is not made up, but can be made up by the clerk making the sale and then remain made up until the person who purchased it desires to unmake it or make it again as he sees fit. The tie is of a reversible nature in that it can be tied on either side, which will allow a maximum amount of wear to be obtained therefrom.

It is evident that by sliding the buckle 9 that the neck-band of the tie can be made to

fit any size of collar, and that the elastic loop 13 will act to normally hold the bow 18 close up against the collar.

Changes in details may be made without
5 departing from the spirit and the scope of the invention, but

What I claim as new is:

10 A necktie comprising a pair of similar members each embodying a tie portion and a neck band portion, an elastic loop having its ends secured to the free terminal of one neck band portion, a connecting element having a shank provided with an opening

through which the bight of said loop passes, a rivet passing through the shank of said 15 element and through both members of said loop to hold said element against movement in the direction of the length of said loop and to prevent undue strain and wear on the bight of said loop, and a connecting element 20 carried by the other neck band portion and adapted to be detachably engaged with said first connecting element.

In testimony whereof I affix my signature.

SOL SHERMAN.