

(19) World Intellectual Property Organization
International Bureau



(43) International Publication Date
16 October 2003 (16.10.2003)

PCT

(10) International Publication Number
WO 03/084505 A2

(51) International Patent Classification⁷: **A61K 9/00**

(21) International Application Number: PCT/US03/10160

(22) International Filing Date: 3 April 2003 (03.04.2003)

(25) Filing Language: English

(26) Publication Language: English

(30) Priority Data:
10/116,330 4 April 2002 (04.04.2002) US
Not furnished 28 March 2003 (28.03.2003) US

(71) Applicant: **SCIMED LIFE SYSTEMS, INC.** [US/US];
One Scimed Place, Maple Grove, MN 55311-1566 (US).

(72) Inventors: **BALDWIN, Samuel, P.**; 6 Clarendon Street,
Newton, MA 02460 (US). **SKRIBISKI, Robert, P.**; 18
Longwood Drive, Hopkinton, MA 01748 (US).

(74) Agent: **GAGEL, John, J.**; Fish & Richardson P.C., 225
Franklin Street, Boston, MA 02110-2804 (US).

(81) Designated States (*national*): AE, AG, AL, AM, AT, AU, AZ, BA, BB, BG, BR, BY, BZ, CA, CH, CN, CO, CR, CU, CZ, DE, DK, DM, DZ, EC, EE, ES, FI, GB, GD, GE, GH, GM, HR, HU, ID, IL, IN, IS, JP, KE, KG, KP, KR, KZ, LC, LK, LR, LS, LT, LU, LV, MA, MD, MG, MK, MN, MW, MX, MZ, NI, NO, NZ, OM, PH, PL, PT, RO, RU, SC, SD, SE, SG, SK, SL, TJ, TM, TN, TR, TT, TZ, UA, UG, UZ, VC, VN, YU, ZA, ZM, ZW.

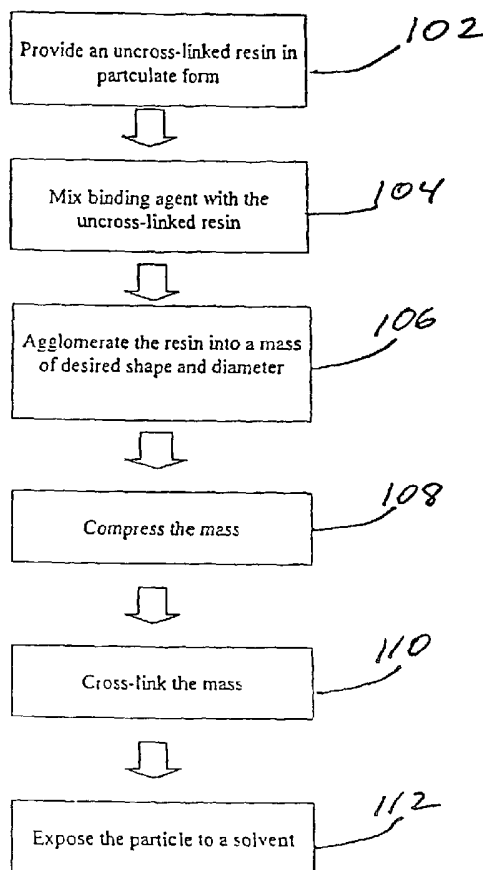
(84) Designated States (*regional*): ARIPO patent (GH, GM, KE, LS, MW, MZ, SD, SL, SZ, TZ, UG, ZM, ZW), Eurasian patent (AM, AZ, BY, KG, KZ, MD, RU, TJ, TM), European patent (AT, BE, BG, CH, CY, CZ, DE, DK, EE, ES, FI, FR, GB, GR, HU, IE, IT, LU, MC, NL, PT, RO, SE, SI, SK, TR), OAPI patent (BF, BJ, CF, CG, CI, CM, GA, GN, GQ, GW, ML, MR, NE, SN, TD, TG).

Published:

— without international search report and to be republished upon receipt of that report

[Continued on next page]

(54) Title: FORMING A CHEMICALLY CROSS-LINKED PARTICLE OF A DESIRED SHAPE AND DIAMETER



(57) Abstract: Chemically cross-linked polymeric particles are formed using mechanical rather than chemical processes, facilitating production of small-diameter particles in a manner largely independent of the viscosity or density of the polymer. For example, an uncross-linked resin may be provided in particulate form, agglomerated, and compressed into a mass of a desired shape with a desired diameter, and subsequently cross-linked.



WO 03/084505 A2



For two-letter codes and other abbreviations, refer to the "Guidance Notes on Codes and Abbreviations" appearing at the beginning of each regular issue of the PCT Gazette.

FORMING A CHEMICALLY CROSS-LINKED PARTICLE OF A DESIRED SHAPE AND DIAMETER

Technical Field

5 The invention relates generally to forming a chemically cross-linked particle and more particularly to forming a chemically cross-linked particle of a desired shape and diameter.

Background Information

10 Polymeric microspheres (i.e., microspheres formed at least in part from a polymer) are used in medical and industrial areas. These microspheres may be used as drug delivery agents, tissue bulking agents, tissue engineering agents, and embolization agents, for example. Accordingly, there are a variety of methods directed towards preparing polymeric microspheres. Typical methods include dispersion polymerization
15 of the monomer, potentiometric dispersion of dissolved polymer within an emulsifying solution followed by solvent evaporation, electrostatically controlled extrusion, and injection of dissolved polymer into an emulsifying solution through a porous membrane followed by solvent evaporation.

 Additional methods of preparing polymeric microspheres include vibratory
20 excitation of a laminar jet of monomeric material flowing in a continuous liquid medium containing a suitable suspending agent, irradiation of slowly thawing frozen monomer drops, emulsification and evaporation, emulsification and evaporation using a high shear air flow, and continuous injection of dissolved polymer into a flowing non-solvent through a needle oriented in parallel to the direction of flow of the non-solvent.

25

Summary of the Invention

The present invention facilitates production of microspheres having small diameters in a manner that is generally independent of viscosity and density. This is accomplished through the use of an uncross-linked polymer precursor in solid form,
5 and a mechanical technique of compacting the precursor into a desired shape.

Accordingly, in one aspect, the invention involves a method of forming a chemically cross-linked particle of a desired shape and diameter. The method includes providing an uncross-linked resin (e.g., polyvinyl alcohol) in particulate form, agglomerating the resin into a mass of a desired shape with a desired diameter,
10 compressing the mass, and cross-linking the mass to thereby form the chemically cross-linked particle. An advantage of the present invention is the ability to avoid melting the resin in order to attain the desired shape. This is useful, for example, in connection with thermally unstable polymers.

In one embodiment, the method further includes adding a binding agent (such as
15 a starch or a sugar) to the resin and later removing the binding agent by exposing the particle to a solvent formulated to selectively dissolve the binding agent. The binding agent serves to hold the mass of uncross-linked resin particles together in the desired shape until the mass is cross-linked. In other embodiments, the binding agent comprises a polymer having a melting temperature lower than the melting temperature
20 of the resin. In this way, the polymer becomes part of the chemically cross-linked particle.

In another embodiment, the method further includes cross-linking the mass by exposing the mass to actinic energy such as an electron beam, ultraviolet radiation, or gamma radiation.

In still another embodiment, the method further includes cross-linking the mass by exposing the particle to a gaseous cross-linking agent.

In yet another embodiment, the method further includes agglomerating the resin into a mass in the shape of a sphere with a diameter of less than 600 microns.

5 In another aspect, the invention involves a method of forming a chemically cross-linked particle of a desired shape and diameter. The method includes providing an uncross-linked resin in particulate form, adding a binding agent to the resin, and agglomerating the resin into a mass. The method further includes heating the mass to a temperature that is both above the melting point of the binding agent and below the
10 melting point of the resin, compressing the mass into a desired shape with a desired diameter, and cooling the mass to a temperature below the melting point of the binding agent. The mass is then cross-linked to form the chemically cross-linked particle.

In one embodiment, cross-linking the mass includes exposing the mass to actinic energy, such as an electron beam, ultraviolet radiation, or gamma radiation.

15 In another embodiment, cross-linking the mass includes exposing the mass to a gaseous cross-linking agent.

In still another embodiment, the method further includes removing the binding agent by heating the chemically cross-linked particle to a temperature above the melting point of the binding agent. The binding agent is thereby melted out of the
20 chemically cross-linked particle.

In yet another embodiment, the method further includes removing the binding agent by exposing the particle to a solvent formulated to selectively dissolve the binding agent.

The foregoing and other objects, aspects, features, and advantages of the invention will become more apparent from the following description and from the claims.

5

Brief Description of the Drawings

In the drawings, like reference characters generally refer to the same parts throughout the different views. Also, the drawings are not necessarily to scale, emphasis instead generally being placed upon illustrating the principles of the invention.

Fig. 1 is an illustrative flow diagram depicting the steps of forming a chemically cross-linked particle of a desired shape and diameter according to one embodiment of the invention.

Fig. 2 is an illustrative flow diagram depicting the steps of forming a chemically cross-linked particle of a desired shape and diameter according to another embodiment of the invention.

Detailed Description of the Preferred Embodiments

Referring to Fig. 1, in one embodiment, the method of forming a chemically cross-linked particle of a desired shape and diameter is a mechanical process rather than a chemical process. First, an uncross-linked resin or polymer in particulate form is provided (Step 102). In one embodiment, the resin is a polyvinyl alcohol resin in particulate form having an average diameter of approximately 75 microns, such as a 99% hydrolyzed polyvinyl alcohol (e.g., product #341584 from Aldrich Chemical or Gohsenol NM-11 from Nippon Synthetic Chemical Industry Co.). In other

embodiments, polymers such as polyvinyl acetate, vinyl polymers, polyamides, polyureas, polyurethanes, methacrylates, polyvinyl alcohols, or polymers having a pendant ester group that is easily cross-linked (or derivatives thereof) can be used. For many applications (e.g., embolics), the polymer is desirably hydrophilic.

5 A binding agent is then mixed with the resin particles (Step 104). The binding agent serves to hold the resin particles together before they are cross-linked. In some embodiments, the binding agent is a starch or a sugar (e.g., sucrose). In other embodiments, other materials such as alginates, polysaccharides, proteins, carrageenan, or vegetable gums, for example, can be used as binding agents. In still other
10 embodiments, the binding agent can be a blend of one or more of the above synthetic or naturally occurring materials.

 After the uncross-linked resin is mixed with the binding agent, the resin particles are agglomerated into a mass of a desired shape with a desired diameter (Step 106). In one embodiment, the resin particles are forced into a mold (using conventional
15 plastic injection molding techniques) conforming to the desired shape and diameter. In another embodiment, the resin particles are pressed into the desired shape and diameter using conventional compression equipment. In still another embodiment, a punch is used to punch the desired shape out of a solid sheet of the resin. In yet another embodiment, a combination of static electricity and mechanical vibration or agitation is
20 applied to the uncross-linked resin to cause the uncross-linked resin to agglomerate. In another embodiment, the uncross-linked resin particles are agglomerated by being put into a suspension and rotated. Rotation forces the resin particles to collide with each other and form a mass that can thereafter be cross-linked. The size of the mass is selected by controlling the rate of rotation. As the rotation speed increases, so does the
25 number of resin particle collisions. However, the forces acting to pull the agglomerated

mass apart also increase. The final size of the mass is a function of rotation speed and the force acting to pull the mass apart.

Preferably, the technique used to form the particle involves, or is followed by, some form of compression in order to ensure that the resin particles stay together in the
5 desired shape, such as a sphere (Step 108). For example, molding can involve pneumatic, hydraulic, or other compression of the resin-filled mold form. Rotation generally provides adequate compression force.

After the mass is compressed, it is cross-linked to form the chemically cross-linked particle (Step 110). In some embodiments, cross-linking the mass is
10 accomplished by exposing the mass to actinic energy, such as an electron beam, ultraviolet radiation, or gamma radiation. In other embodiments, cross-linking the mass is accomplished by exposing the mass to a gaseous cross-linking agent such as formaldehyde, glutaraldehyde, or an acid, for example. Polyvinyl alcohol and other polymers can be cross-linked using any of these techniques.

15 After the mass is chemically cross-linked and a chemically cross-linked particle is formed, the binding agent may be removed from the particle by exposing the particle to a solvent (Step 112) formulated to selectively dissolve the binding agent. For example, a polar solvent (e.g., water or alcohol) can be used to dissolve the binding agents discussed above.

20 Referring to Fig. 2, in another embodiment, the binding agent is a polymer with a melting temperature that is lower than the melting temperature of the resin. First, an uncross-linked resin or polymer in particulate form is provided (Step 202). Next, a binding agent is added to the resin (204). After the uncross-linked resin is mixed with the binding agent, the resin particles are agglomerated into a mass of a desired shape
25 with a desired diameter (Step 206).

Exemplary binding agents useful in connection with this embodiment include Methocell methoylcellulose, hydroxypropyl methylcellulose, Ethocell Standard and Premium (organic solvent soluble) from Dow Chemical Co., Avicel PH-001 and Avicell PH-002 microcrystalline cellulose (water soluble) from Asahi Kasei Corp,
5 potassium alginates, sodium alginates, or PEG 1400 (polyethylene glycol), for example. The agglomerated mass of binding agent and resin is heated to a temperature above the binding-agent melting point but below the resin melting point (Step 208). After the mass is heated, it is compressed (Step 210). Compression ensures that the resin particles stay together in the desired shape, such as a sphere, for example. After the
10 mass is compressed, it is cooled (Step 212). Upon cooling, the binding agent resolidifies and the shape imparted to the mass remains "set."

After the mass is cooled, it is then cross-linked to form the chemically cross-linked particle (Step 214). The binding agent may remain in the particle during and following cross-linking of the resin. In some embodiments, cross-linking the mass is
15 accomplished by exposing the mass to actinic energy, such as an electron beam, ultraviolet radiation, or gamma radiation. In other embodiments, cross-linking the mass is accomplished by exposing the mass to a gaseous cross-linking agent such as formaldehyde or glutaraldehyde, for example. After the mass is cross-linked, the resulting particle can be again heated to a temperature above the binding-agent melting
20 point so that the binding agent can be melted out of the particle (Step 216). The binding agent may also be removed from the particle by exposing the particle to a solvent formulated to selectively dissolve the binding agent. For example, a polar solvent (e.g. water or alcohol) can be used to dissolve some of binding agents discussed above.

Variations, modifications, and other implementations of what is described herein may occur to those of ordinary skill in the art without departing from the spirit and scope of the invention. Accordingly, the invention is not to be defined only by the preceding illustrative description.

5 What is claimed is:

Claims

1. A method of forming a chemically cross-linked particle of a desired shape and diameter, the method comprising:
 - providing an uncross-linked resin in particulate form;
 - 5 agglomerating the resin into a mass;
 - compressing the mass into a desired shape with a desired diameter; and
 - cross-linking the mass to thereby form the chemically cross-linked particle.
2. The method of claim 1 further comprising the step of adding a binding agent to the resin.
- 10 3. The method of claim 2 wherein the step of adding a binding agent comprises adding a starch.
4. The method of claim 2 wherein the step of adding a binding agent comprises adding a sugar.
5. The method of claim 1 wherein the step of cross-linking the mass comprises
15 exposing the mass to actinic energy.
6. The method of claim 5 wherein the step of exposing the mass to actinic energy. comprises exposing the mass to one of an electron beam, ultraviolet radiation, and gamma radiation.
7. The method of claim 1 wherein the step of cross-linking the mass comprises
20 exposing the mass to a gaseous cross-linking agent.

8. The method of claim 2 further comprising the step of removing the binding agent by exposing the particle to a solvent formulated to selectively dissolve the binding agent.
9. The method of claim 1 wherein the step of agglomerating the resin into a mass
5 of a desired shape with a desired diameter comprises agglomerating the resin into a mass in the shape of a sphere with a diameter of less than 600 microns.
10. The method of the claim 1 wherein the step of providing an uncross-linked resin in particulate form comprises providing a polyvinyl alcohol resin.
11. A method of forming a chemically cross-linked particle of a desired shape and
10 diameter, the method comprising:
providing an uncross-linked resin in particulate form;
adding a binding agent to the resin, the binding agent having a melting point below a melting point of the resin;
agglomerating the resin into a mass;
15 heating the mass to a temperature above the melting point of the binding agent and below the melting point of the resin;
compressing the mass into a desired shape with a desired diameter;
cooling the mass to a temperature below the melting point of the binding agent;
and
20 cross-linking the mass to thereby form the chemically cross-linked particle.
12. The method of claim 11 wherein the binding agent is a polymer, the polymer becoming part of the chemically cross-linked particle.

13. The method of claim 11 wherein the step of cross-linking the mass comprises exposing the mass to actinic energy.

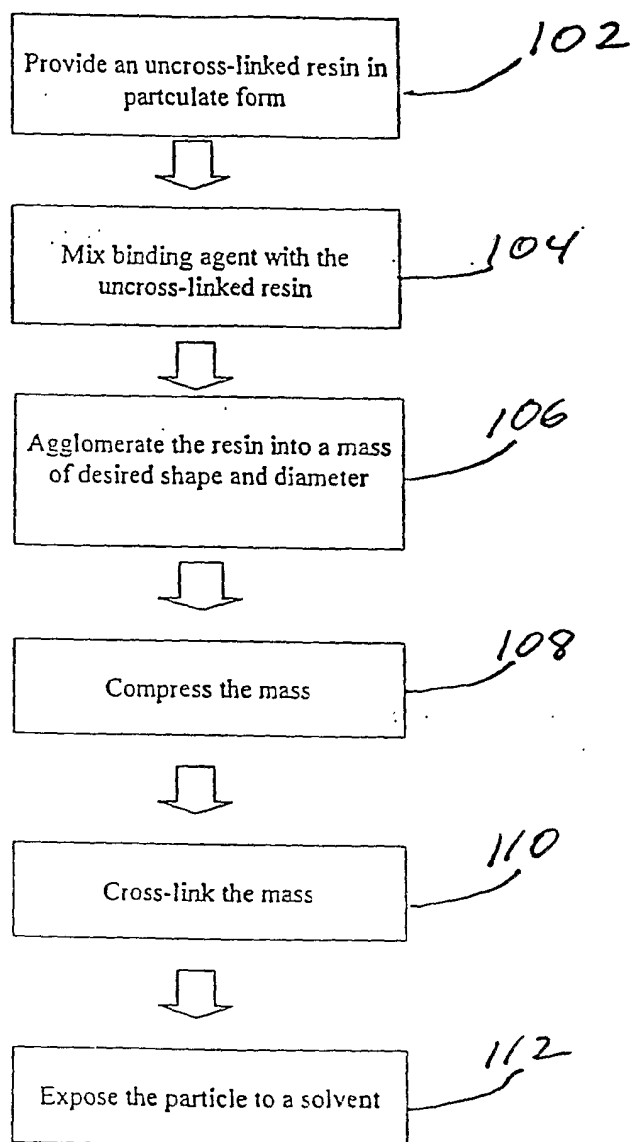
14. The method of claim 13 wherein the step of exposing the mass to actinic energy.

5 comprises exposing the mass to one of an electron beam, ultraviolet radiation, and gamma radiation.

15. The method of claim 11 wherein the step of cross-linking the mass comprises exposing the mass to a gaseous cross-linking agent.

16. The method of claim 11 further comprising the step of removing the binding
10 agent by heating the chemically cross-linked particle to a temperature above the melting point of the binding agent thereby melting the binding agent out of the chemically cross-linked particle.

17. The method of claim 11 further comprising the step of removing the binding agent by exposing the particle to a solvent formulated to selectively dissolve the
15 binding agent.



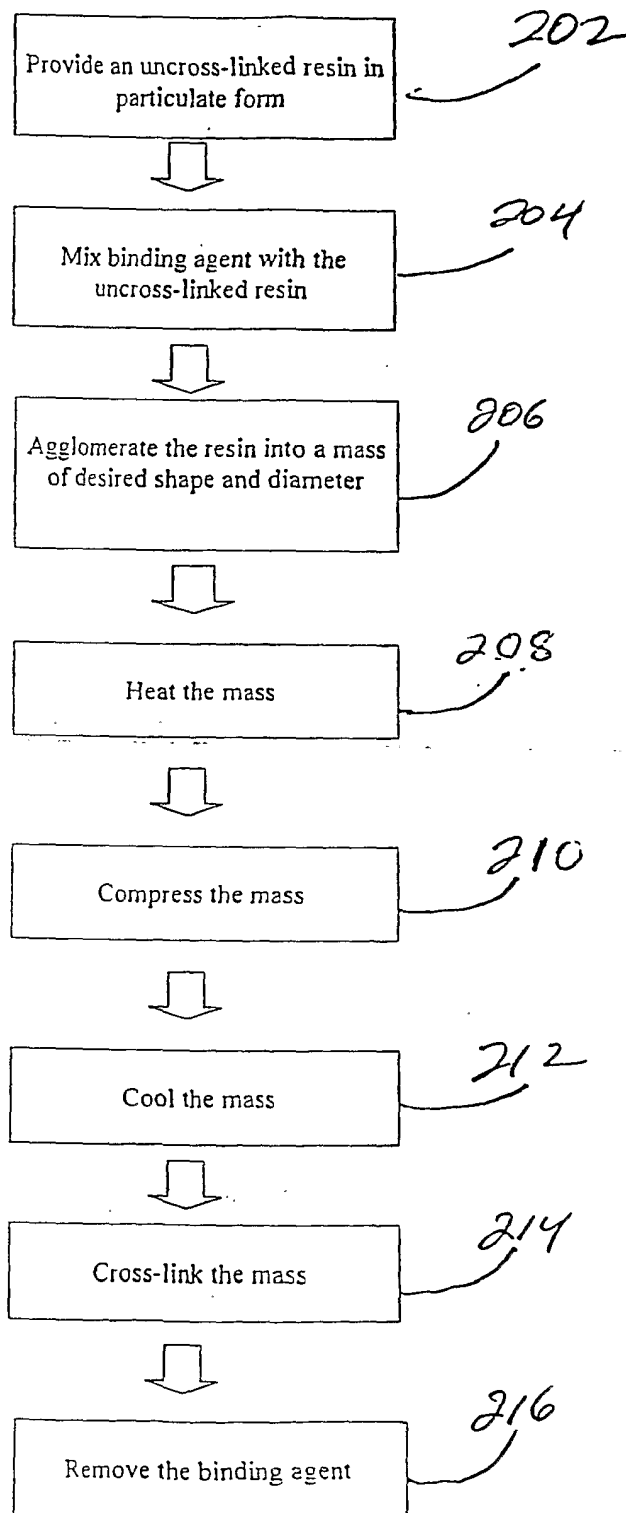


FIG. 2