

[54] VIDEO TAPE RECORDER

[75] Inventors: Masaaki Furukawa, Sagamihara; Noboru Onozaki, Ohmorinishi; Hideo Kondoh; Michiko Nishibayashi, both of Tokyo, all of Japan

[73] Assignee: Hitachi, Ltd., Tokyo, Japan

[**] Term: 14 Years

[21] Appl. No.: 932,413

[22] Filed: Aug. 9, 1978

[30] Foreign Application Priority Data

Feb. 15, 1978 [JP] Japan 53-4998

[51] Int. Cl. D14-01

[52] U.S. Cl. D14/02

[58] Field of Search D14/2, 3, 6; 360/79, 360/33-38

[56] References Cited

U.S. PATENT DOCUMENTS

D. 227,578 7/1973 Takanashi D14/2

D. 227,579 7/1973 Takanashi D14/2
D. 238,881 2/1976 Ishii et al. D14/2
D. 238,882 2/1976 Ishii et al. D14/2
D. 252,391 7/1979 Ohya et al. D14/2

OTHER PUBLICATIONS

Lafayette Radio Electronics, Cat. No. 740, ©1973, p. 185, Video Tape Recorder.

Primary Examiner—Bernard Ansher

Attorney, Agent, or Firm—Craig and Antonelli

[57] CLAIM

The ornamental design for a video tape recorder, as shown and described.

DESCRIPTION

FIG. 1 is a right side, top and front perspective view of a video tape recorder showing our new design; FIG. 2 is a top plan view thereof; FIG. 3 is a bottom plan view thereof; FIG. 4 is a front elevational view thereof; FIG. 5 is a left side view thereof; FIG. 6 is a rear elevational view thereof; FIG. 7 is a right side, top and front perspective view showing the lids open thereof.

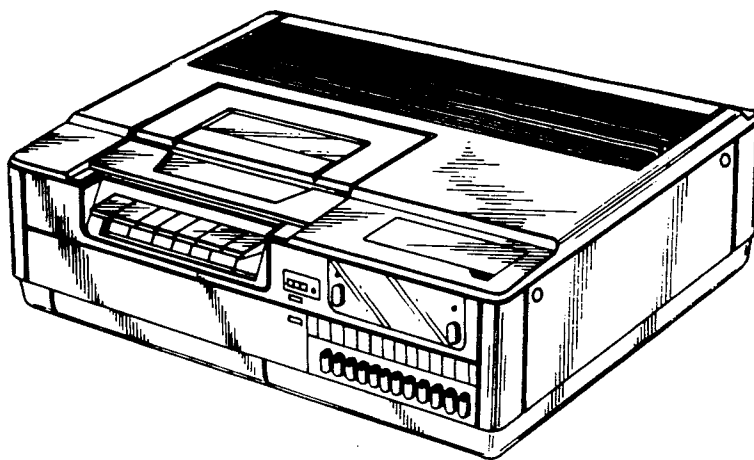


FIG. 1

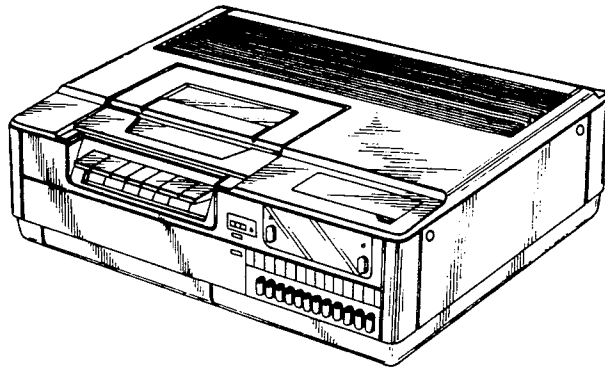


FIG. 2




FIG. 3

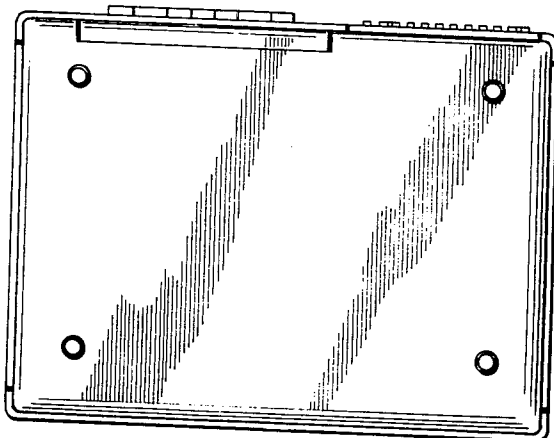


FIG. 4

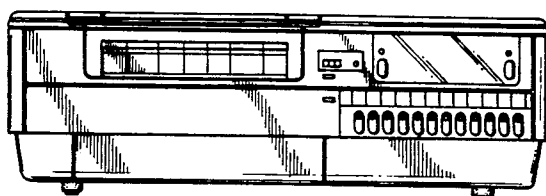


FIG. 5

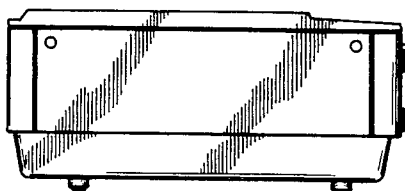


FIG. 6

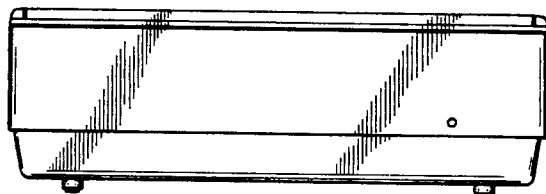


FIG. 7

