

- [54] **POLE TELEPHONE**
- [75] Inventors: **Douglas P. Montague**, Chicago;  
**Howard J. Morrison**, Deerfield, both  
of Ill.
- [73] Assignee: **Marvin Glass & Associates**, Chicago,  
Ill.
- [\*\*] Term: **14 Years**
- [21] Appl. No.: **618,841**
- [22] Filed: **Oct. 2, 1975**
- [51] Int. Cl. .... **D14-03**
- [52] U.S. Cl. .... **D26/14 A**
- [58] Field of Search ..... **D26/14 A; D48/20 A;**  
**D35/3 C; D6/29; 179/100, 10, 178, 179**

D228,138 8/1973 Ohwada et al. .... **D26/14 A**

**OTHER PUBLICATIONS**

Family Weekly, Dec. 29, 1974, section D, Pole Support  
to Television Set.

*Primary Examiner*—Bernard Ansher  
*Attorney, Agent, or Firm*—James F. Coffee

[57] **CLAIM**

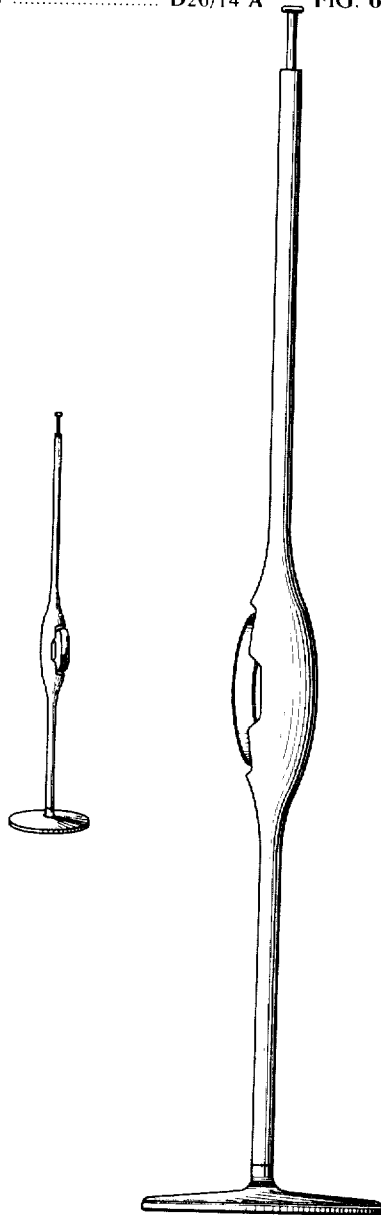
The ornamental design for a pole telephone, as shown  
and described.

**DESCRIPTION**

FIG. 1 is a perspective view of a pole telephone em-  
bodying the design of our new design;  
FIG. 2 is a front elevational view thereof;  
FIG. 3 is a side elevational view thereof, the opposite  
side being substantially identical thereto;  
FIG. 4 is a rear elevational view thereof;  
FIG. 5 is a top plan view thereof; and  
FIG. 6 is a bottom plan view thereof.

[56] **References Cited**  
**U.S. PATENT DOCUMENTS**

3,072,784	1/1963	Mann	.....	D48/20 A
D199,126	9/1964	Barreet	.....	D6/29
D200,910	4/1965	Van Syoc	.....	D35/3 C X
D211,472	6/1968	Dreyfuss	.....	D26/14 A



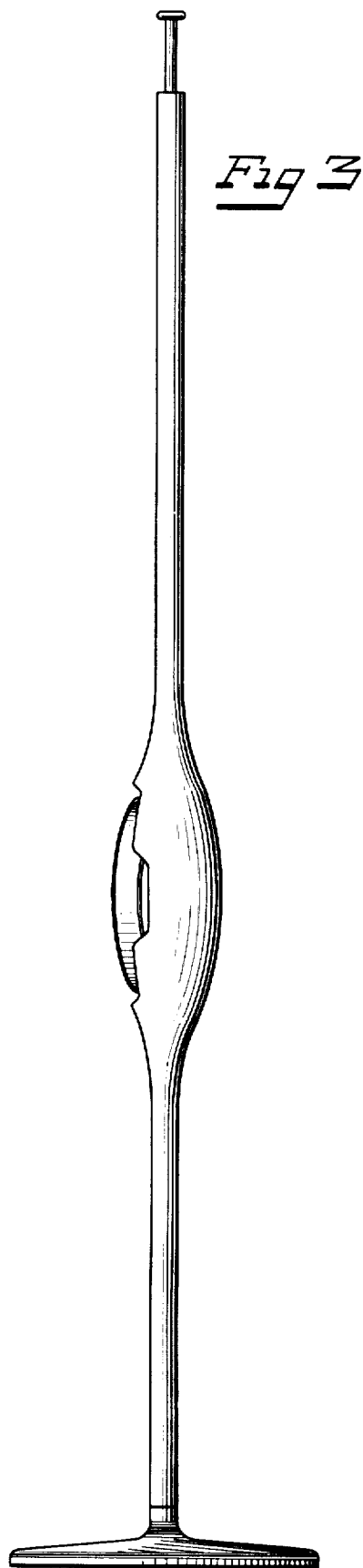
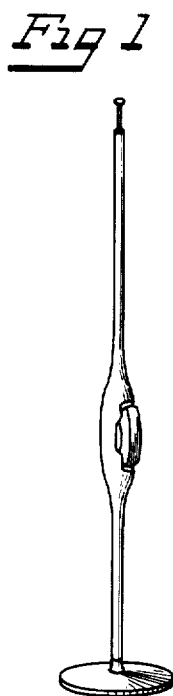
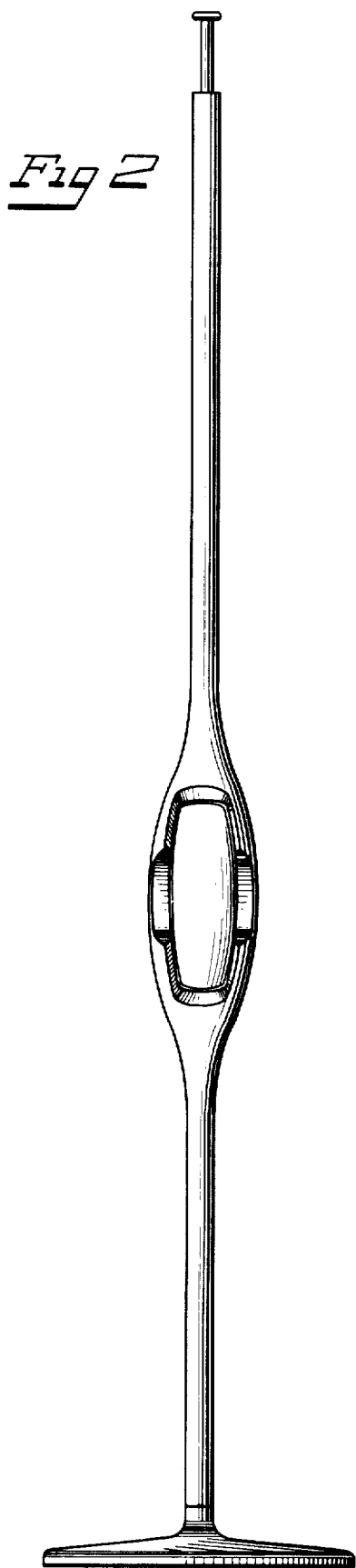


Fig 4

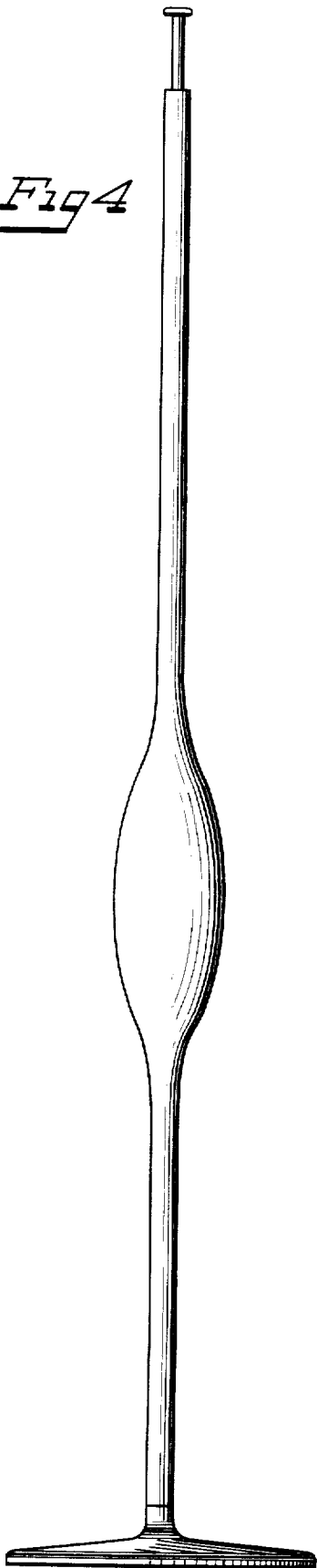


Fig 5

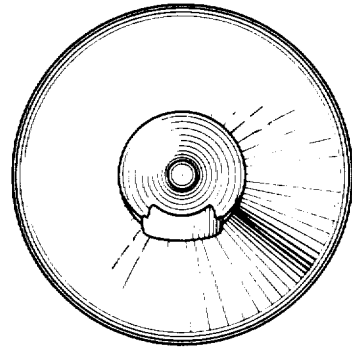


Fig 6

