



US00D997516S

(12) **United States Design Patent**
Jackson

(10) **Patent No.:** **US D997,516 S**

(45) **Date of Patent:** **** Sep. 5, 2023**

(54) **ROUNDED SHOE SOLE PAD**

(71) Applicant: **Shantel Jackson**, Opa-Locka, FL (US)

(72) Inventor: **Shantel Jackson**, Opa-Locka, FL (US)

(**) Term: **15 Years**

(21) Appl. No.: **29/805,767**

(22) Filed: **Aug. 30, 2021**

(51) **LOC (14) Cl.** **02-04**

(52) **U.S. Cl.**

USPC **D2/949; D2/958**

(58) **Field of Classification Search**

USPC D2/902, 906, 908, 916, 918, 925,
D2/946-962, 972, 977

CPC A43B 13/00; A43B 13/02; A43B 13/023;
A43B 13/026; A43B 13/04; A43B 13/08;
A43B 13/10; A43B 13/12; A43B 13/14;
A43B 13/20; A43B 13/24; A43B 13/28;
A43B 13/30; A43B 13/32; A43B 13/34;
A43B 13/36; A43B 13/181; A43B
13/187; A43B 13/189; A43B 13/223

See application file for complete search history.

(56) **References Cited**

U.S. PATENT DOCUMENTS

D234,014 S *	12/1974	Traver	D2/960
4,255,874 A *	3/1981	Sironi	A43B 13/223
				36/32 R
D307,510 S *	5/1990	Issler	D2/957
D331,832 S *	12/1992	Issler	D2/952
D352,597 S *	11/1994	Cohen	D2/953
D357,570 S *	4/1995	Parisotto	D2/904
D412,238 S *	7/1999	Greenberg	D2/951
D645,239 S *	9/2011	McClaskie	D2/951
D669,256 S *	10/2012	Castellon	D2/951
D753,554 S *	4/2016	Wood	D2/951

D811,059 S *	2/2018	Matsuo	D2/947
D898,334 S *	10/2020	Radabaugh	D2/951
D960,536 S *	8/2022	Rist	D2/896

FOREIGN PATENT DOCUMENTS

GB	6191452	*	2/2022
GB	6191453	*	2/2022

OTHER PUBLICATIONS

[Non Slip Shoes Pads], available on Amazon.com, date first available Mar. 27, 2021[online], site visited Apr. 7, 2023, Available from the internet URL: <https://a.co/d/2MK90Gq> (Year: 2021).*
[Does This High Heel Gadget Take Away Ball Of Foot Pain?], announced on YouTube on Oct. 5, 2021 [online], [site visited Apr. 4, 2023], Available from the internet URL: Does This High Heel Gadget Take Away Ball Of Foot Pain? (Year: 2021).*

* cited by examiner

Primary Examiner — Jennifer L Rempfer

Assistant Examiner — Adrienne Corna

(74) *Attorney, Agent, or Firm* — GLENN E GOLD, P.A.; Glenn E. Gold

(57)


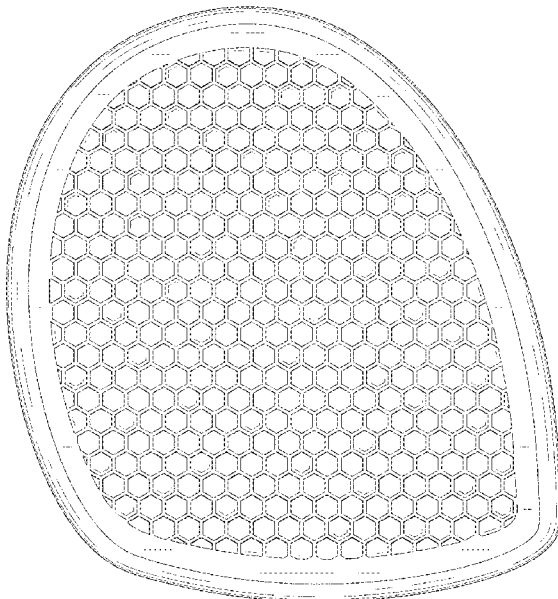
CLAIM

The ornamental design for a rounded shoe sole pad, as shown and described.

DESCRIPTION

FIG. 1 is an isometric rear, top, left side view of the rounded shoe sole pad according to the present invention;
FIG. 2 is an isometric rear, bottom, right side view thereof;
FIG. 3 is a top view thereof;
FIG. 4 is a bottom view thereof;
FIG. 5 is a left view thereof;
FIG. 6 is a right view thereof;
FIG. 7 is a rear view thereof; and,
FIG. 8 is a front view thereof.

1 Claim, 5 Drawing Sheets



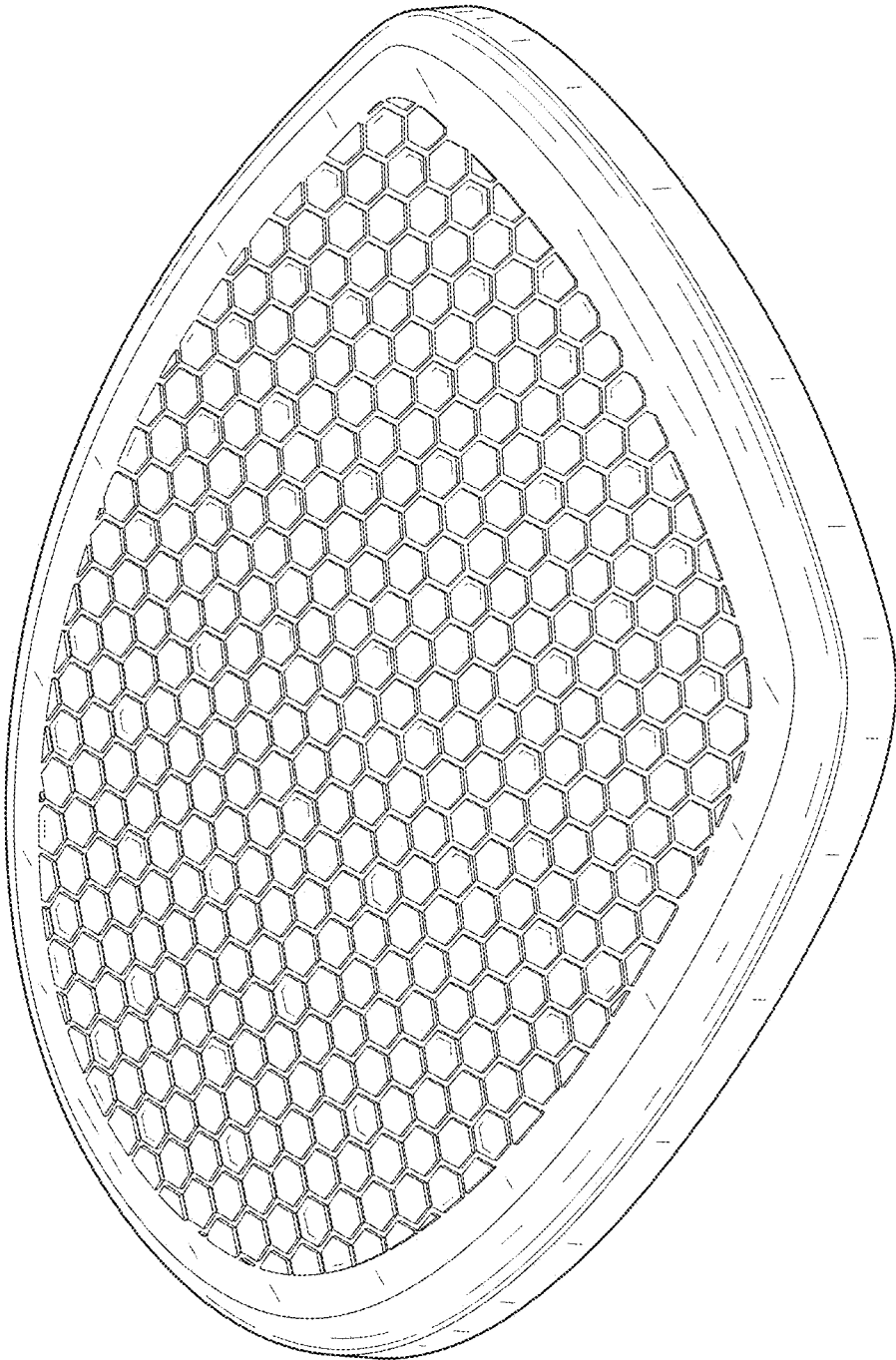


FIG. 1

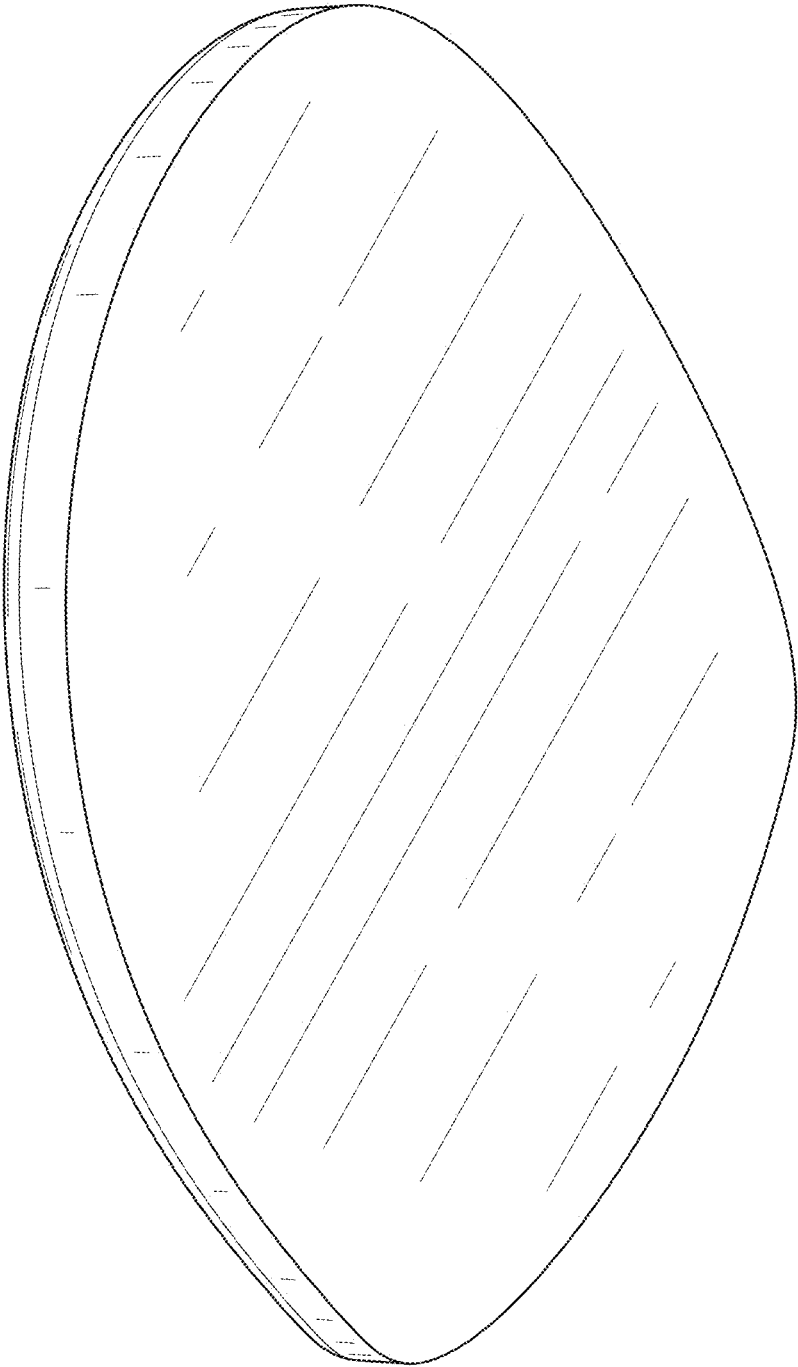


FIG. 2

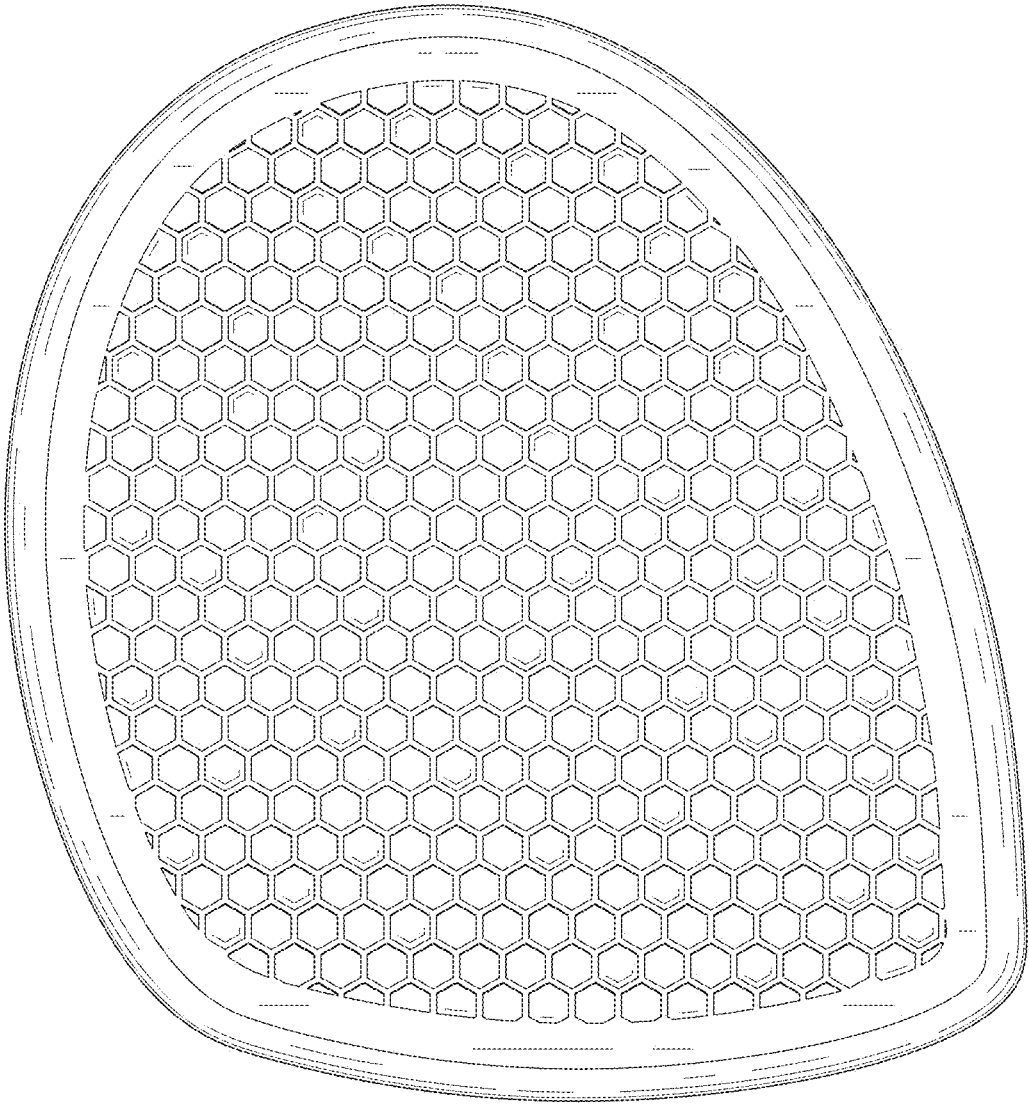


FIG. 3




FIG. 4

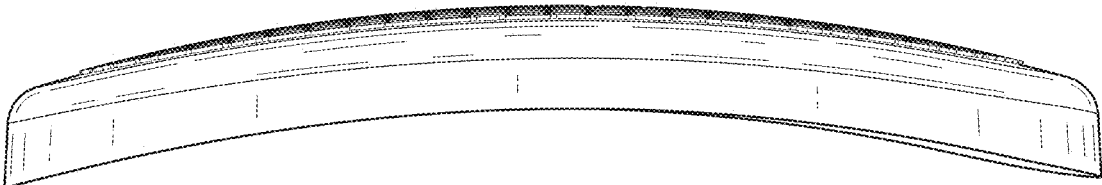


FIG. 5

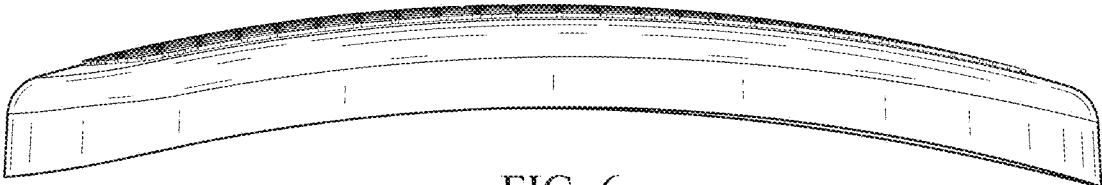


FIG. 6




FIG. 7



FIG. 8