H. W. BOYD.

AUTOMATIC POCKET CLOSER.

APPLICATION FILED OCT. 13, 1916.

1,224,842.

Patented May 1, 1917.

2 SHEETS—SHEET 1.

Fig. 1.

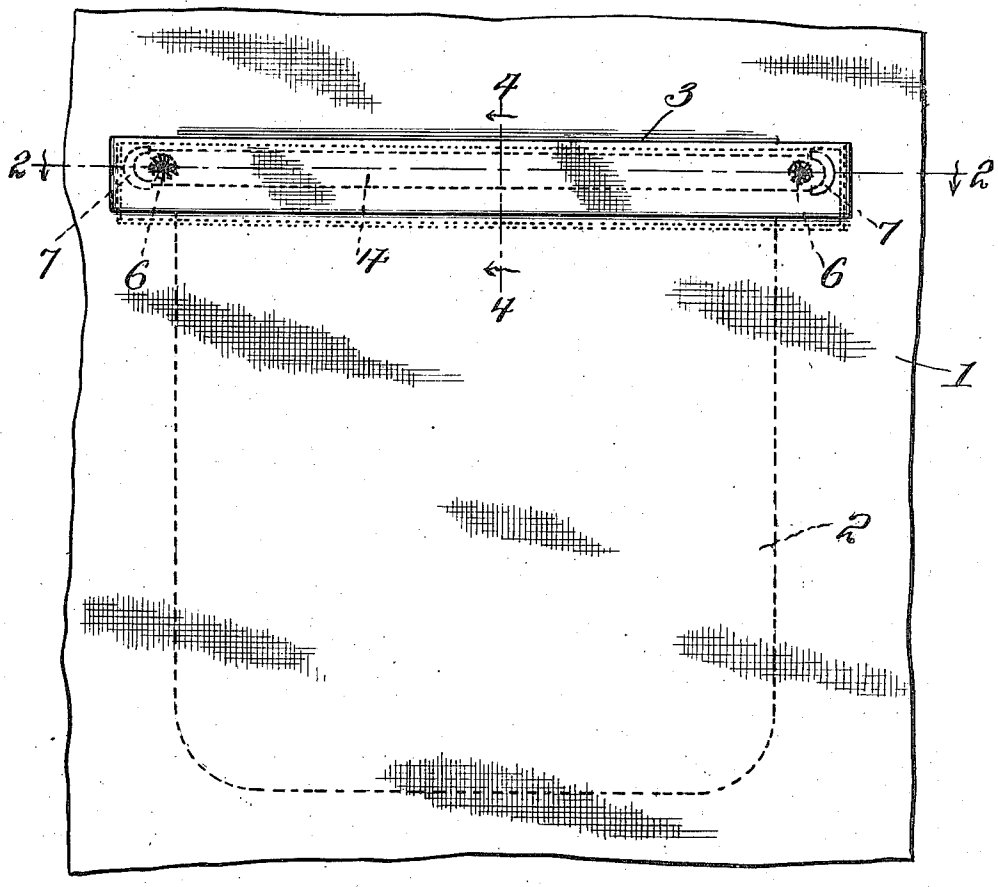

Fig. 2.



Witnesses

J. L. Wright

T. L. Moseley

Inventor

Harcourt W. Boyd

By Victor J. Evans

Attorney

H. W. BOYD.

AUTOMATIC POCKET CLOSER.

APPLICATION FILED OCT. 13, 1916.

1,224,842.

Patented May 1, 1917.

2 SHEETS—SHEET 2.

Fig. 3.

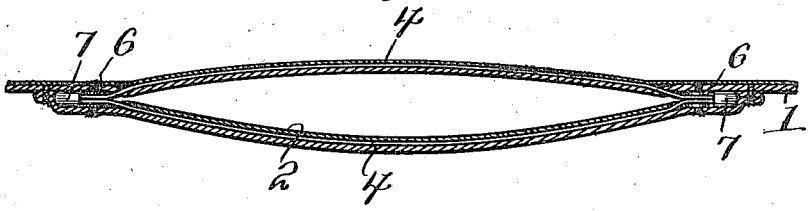

Fig. 4.

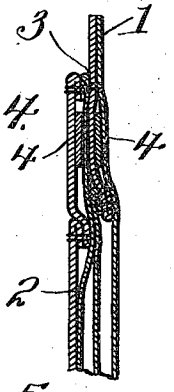

Fig. 5.

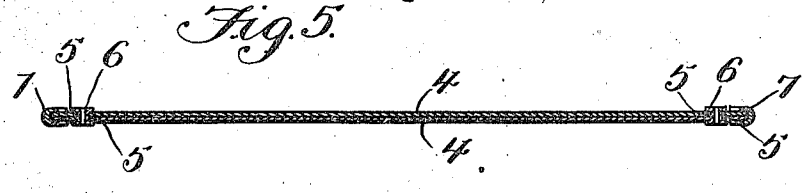

Fig. 6.

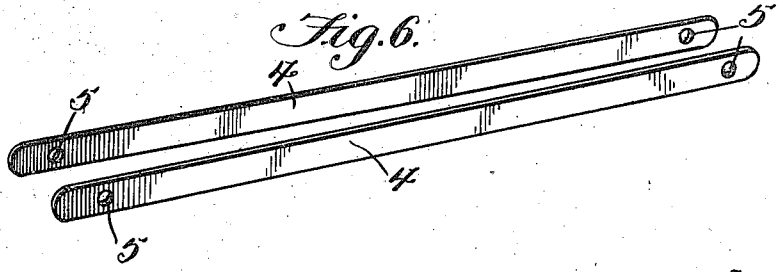

Inventor

Harcourt W. Boyd

By Victor J. Evans

Attorney

Witnesses

J. T. L. Wright

T. L. Mosdale

UNITED STATES PATENT OFFICE.

HARCOURT W. BOYD, OF CHICAGO, ILLINOIS.

AUTOMATIC POCKET-CLOSER.

1,224,842. Specification of Letters Patent. Patented May 1, 1917.

Application filed October 13, 1916. Serial No. 125,453.

To all whom it may concern:

Be it known that I, HARCOURT W. BOYD, a citizen of the United States, residing at Chicago, in the county of Cook and State of Illinois, have invented new and useful Improvements in Automatic Pocket-Closers, of which the following is a specification.

This invention relates to improvements in pocket closers.

The object of the invention is to provide a device of this description which will successfully prevent the accidental loss of the contents of the pocket, at the same time preventing the pocket from being entered without the knowledge of the wearer.

Another object is the provision of a pocket closer which will be entirely concealed and will prevent the sagging or other unsightly appearance of the pocket from use.

Another object is to provide a device which will automatically close the pocket and retain the same in such closed position.

In the drawings:—

Figure 1 is an elevation of a portion of a garment having a pocket therein and the improved closure applied thereto, the closure being indicated in dotted lines;

Fig. 2 is a sectional view on the line 2—2 of Fig. 1, showing the top edge of the pocket in elevation and the closure in dotted lines;

Fig. 3 is a similar view showing the pocket open;

Fig. 4 is a section on the line 4—4 of Fig. 1;

Fig. 5 is a longitudinal sectional view of the closure detached from the pocket;

Fig. 6 is a perspective view of the parts of the closure in a separated condition.

Referring more specifically to the drawings in which like characters of reference denote corresponding parts 1 indicates a portion of a garment of any character having therein a pocket 2. This pocket is shown as having a horizontal opening or mouth 3 but it is of course apparent that this opening may be arranged vertically.

The invention consists of a pair of flat spring laths or strips 4 adapted to embrace the lining of the pocket, these strips being perforated near their ends as at 5 to receive hollow rivets 6. These rivets not only provide means for holding the spring members 4 together at their ends but also provide a means for securing the device to the pocket. This means consists of stitching through the hollow rivets 6 and into the garment which securely retains the closure in position about the pocket lining. The ends of the spring members 4 are further secured together by means of metal caps 7, these caps serving to present to the garment a smooth rounded surface so as to reduce the chances of the closure wearing through the garment.

It will be seen from the drawings that the closure is entirely concealed within the garment and as it is not necessary to secure or stitch the same in the mouth of the pocket does not present any obstruction thereto. A further advantage of the improved closure resides in the fact that by opening the lining of the garment and inserting a pocket lining between the members 4 the device may be readily secured to a garment already made.

Changes in the form, proportion and minor details of construction may be made as will properly fall within the scope of the appended claim.

Having described the invention, what I desire to claim is:—

In combination with a pocket, a closure comprising a pair of spring members, embracing the pocket lining near the opening, hollow rivets to secure said members together passing through said hollow rivets and said pocket and caps embracing the ends of the spring members.

In testimony whereof I affix my signature.

HARCOURT W. BOYD.