



US00D344576S

# United States Patent [19]

[11] Patent Number: Des. 344,576

Stairs, Jr.

[45] Date of Patent: \*\* Feb. 22, 1994

## [54] KITCHEN SINK

[75] Inventor: **Henry M. Stairs, Jr.**, Ligonier, Pa.

[73] Assignee: **American Standard Inc.**, New York, N.Y.

[\*\*] Term: **14 Years**

[21] Appl. No.: **642,729**

[22] Filed: **Jan. 17, 1991**

[52] U.S. Cl. .... **D23/290**

[58] Field of Search ..... **4/639, 640, 642; D23/284-294**

## [56] References Cited

### U.S. PATENT DOCUMENTS

D. 148,794	2/1948	Keller .....	D23/287
D. 148,795	2/1948	Keller .....	D23/287
D. 198,305	6/1964	Graning, Sr. ....	D23/290
D. 200,089	1/1965	Armstrong .....	D23/290
D. 234,464	3/1975	Stairs, Jr. ....	D23/290
D. 295,068	4/1988	Kohler, Jr. et al. ....	D23/290

## OTHER PUBLICATIONS

American Standard Inc. Catalog, pp. 5-3 & 5-3A, dated Sep. 1981.

Kohler Co. Catalog K-300, p. 102, Revised Apr. 1981.

*Primary Examiner*—James R. Largen

*Attorney, Agent, or Firm*—Elaine Brenner Robinson; Ann M. Knab

[57]

## CLAIM

The ornamental design for a kitchen sink, as shown and described.

## DESCRIPTION

FIG. 1 is a top, front and left side perspective view of a kitchen sink showing my new design;

FIG. 2 is a top plan view thereof;

FIG. 3 is a front elevational view thereof;


FIG. 4 is a right side elevational view thereof;

FIG. 5 is a rear elevational view thereof;

FIG. 6 is a left side elevational view thereof; and,

FIG. 7 is a bottom plan view thereof.

The broken line representation of fitting mounting openings in FIGS. 1, 2 and 7 are for purposes of illustration only and form no part of the claimed design.




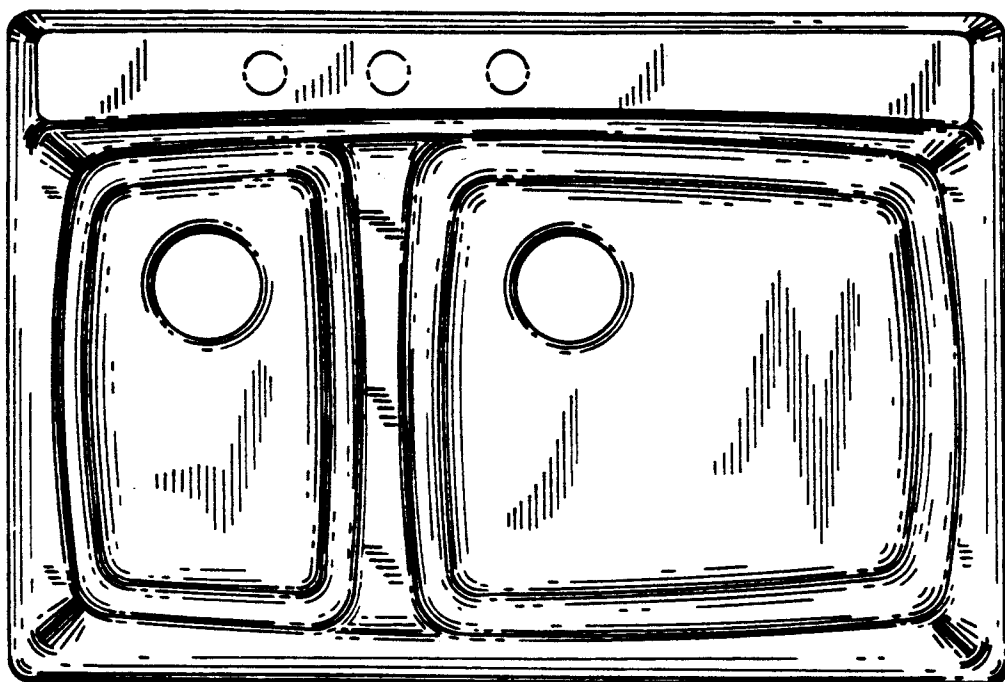



FIG. 1



*FIG. 2*



*FIG. 3*




*FIG. 4*



*FIG. 5*

*FIG. 6*



*FIG. 7*

