

(19) World Intellectual Property Organization  
International Bureau



(43) International Publication Date  
9 March 2006 (09.03.2006)

PCT

(10) International Publication Number  
WO 2006/024834 A1

(51) International Patent Classification<sup>7</sup>: C07D 239/90,  
401/12, 409/12, 405/06, 403/12, 417/12, 405/12, 413/12,  
471/04, A61K 31/517, 31/519, A61P 35/00

(21) International Application Number:  
PCT/GB2005/003334

(22) International Filing Date: 26 August 2005 (26.08.2005)

(25) Filing Language: English

(26) Publication Language: English

(30) Priority Data:  
60/605,762 31 August 2004 (31.08.2004) US

(71) Applicant (for AE, AG, AL, AM, AT, AU, AZ, BA, BB, BE, BF, BG, BJ, BR, BW, BY, BZ, CA, CF, CG, CH, CI, CM, CN, CO, CR, CU, CY, CZ, DE, DK, DM, DZ, EC, EE, EG, ES, FI, FR, GA, GB, GD, GE, GH, GM, GN, GQ, GR, GW, HR, HU, ID, IE, IL, IN, IS, IT, JP, KE, KG, KM, KP, KR, KZ, LC, LK, LR, LS, LT, LU, LV, MA, MC, MD, MK, ML, MN, MR, MW, MX, MZ, NA, NE, NG, NI, NL, NO, NZ, OM, PG, PH, PL, PT, RO, RU, SC, SD, SE, SG only): **ASTRAZENECA AB** [SE/SE]; S-151 85 Södertälje (SE).

(71) Applicant (for MG only): **ASTRAZENECA UK LIMITED** [GB/GB]; 15 Stanhope Gate, London Greater London W1K 1LN (GB).

(72) Inventors; and

(75) Inventors/Applicants (for US only): **AQUILA, Brian** [US/US]; AstraZeneca R & D Boston, 35 Gatehouse Drive, Waltham, Massachusetts 02451 (US). **DAKIN, Les** [US/US]; AstraZeneca R & D Boston, 35 Gatehouse Drive, Waltham, Massachusetts 02451 (US). **EZHUTHACHAN, Jayachandran** [IN/US]; AstraZeneca R & D Boston, 35 Gatehouse Drive, Waltham, Massachusetts 02451 (US).

**LEE, Stephen** [US/US]; AstraZeneca R & D Boston, 35 Gatehouse Drive, Waltham, Massachusetts 02451 (US). **LYNE, Paul** [IE/US]; AstraZeneca R & D Boston, 35 Gatehouse Drive, Waltham, Massachusetts 02451 (US). **PONTZ, Timothy** [US/US]; AstraZeneca R & D Boston, 35 Gatehouse Drive, Waltham, Massachusetts 02451 (US). **ZHENG, XiaoLan** [CN/US]; AstraZeneca R & D Boston, 35 Gatehouse Drive, Waltham, Massachusetts 02451 (US).

(74) Agent: **GLOBAL INTELLECTUAL PROPERTY**; AstraZeneca AB, S-151 85 Södertälje (SE).

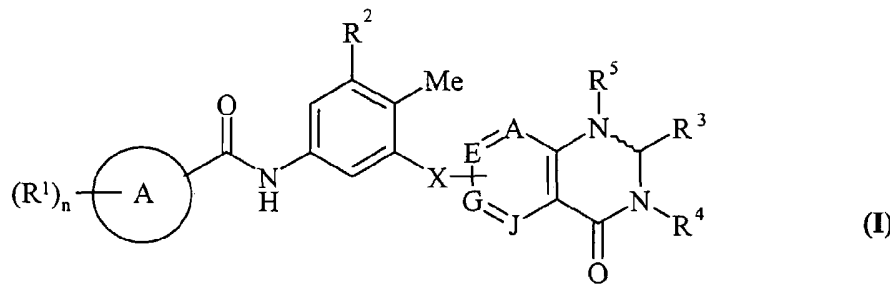
(81) Designated States (unless otherwise indicated, for every kind of national protection available): AE, AG, AL, AM, AT, AU, AZ, BA, BB, BG, BR, BW, BY, BZ, CA, CH, CN, CO, CR, CU, CZ, DE, DK, DM, DZ, EC, EE, EG, ES, FI, GB, GD, GE, GH, GM, HR, HU, ID, IL, IN, IS, JP, KE, KG, KM, KP, KR, KZ, LC, LK, LR, LS, LT, LU, LV, MA, MD, MG, MK, MN, MW, MX, MZ, NA, NG, NI, NO, NZ, OM, PG, PH, PL, PT, RO, RU, SC, SD, SE, SG, SK, SL, SM, SY, TJ, TM, TN, TR, TT, TZ, UA, UG, US, UZ, VC, VN, YU, ZA, ZM, ZW.

(84) Designated States (unless otherwise indicated, for every kind of regional protection available): ARIPO (BW, GH, GM, KE, LS, MW, MZ, NA, SD, SL, SZ, TZ, UG, ZM, ZW), Eurasian (AM, AZ, BY, KG, KZ, MD, RU, TJ, TM), European (AT, BE, BG, CH, CY, CZ, DE, DK, EE, ES, FI, FR, GB, GR, HU, IE, IS, IT, LT, LU, LV, MC, NL, PL, PT, RO, SE, SI, SK, TR), OAPI (BF, BJ, CF, CG, CI, CM, GA, GN, GQ, GW, ML, MR, NE, SN, TD, TG).

Published:  
— with international search report

For two-letter codes and other abbreviations, refer to the "Guidance Notes on Codes and Abbreviations" appearing at the beginning of each regular issue of the PCT Gazette.

(54) Title: QUINAZOLINONE DERIVATIVES AND THEIR USE AS B-RAF INHIBITORS



(57) Abstract: The invention relates to chemical compounds of the formula (I): or pharmaceutically acceptable salts thereof, which possess B Raf inhibitory activity and are accordingly useful for their anti cancer activity and thus in methods of treatment of the human or animal body. The invention also relates to processes for the manufacture of said chemical compounds, to pharmaceutical compositions containing them and to their use in the manufacture of medicaments of use in the production of an anti-cancer effect in a warm blooded animal such as man.

WO 2006/024834 A1

## QUINAZOLINONE DERIVATIVES AND THEIR USE AS B-RAF INHIBITORS

The invention relates to chemical compounds, or pharmaceutically acceptable salts thereof, which possess B-Raf inhibitory activity and are accordingly useful for their  
5 anti-cancer activity and thus in methods of treatment of the human or animal body. The invention also relates to processes for the manufacture of said chemical compounds, to pharmaceutical compositions containing them and to their use in the manufacture of medicaments of use in the production of an anti-cancer effect in a warm-blooded animal such as man.

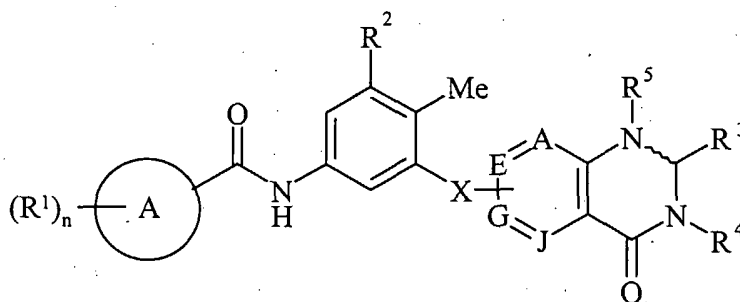
10 The classical Ras, Raf, MAP protein kinase/extracellular signal –regulated kinase kinase (MEK), extracellular signal –regulated kinase (ERK) pathway plays a central role in the regulation of a variety of cellular functions dependent upon cellular context, including cellular proliferation, differentiation, survival, immortalization and angiogenesis (reviewed in Peyssonnaud and Eychene, *Biology of the Cell*, 2001, 93,3-62). In this pathway, Raf family  
15 members are recruited to the plasma membrane upon binding to guanosine triphosphate (GTP) loaded Ras resulting in the phosphorylation and activation of Raf proteins. Activated Rafs then phosphorylate and activate MEKs, which in turn phosphorylate and activate ERKs. Upon activation, ERKs translocate from the cytoplasm to the nucleus resulting in the phosphorylation and regulation of activity of transcription factors such as Elk-1 and Myc.

20 The Ras/Raf/MEK/ERK pathway has been reported to contribute to the tumorigenic phenotype by inducing immortalisation, growth factor-independent growth, insensitivity to growth-inhibitory signals, ability to invade and metastasis, stimulating angiogenesis and inhibition of apoptosis (reviewed in Kolch et al., *Exp.Rev. Mol. Med.*, 2002, 25 April, <http://www.expertreviews.org/02004386h.htm>). In fact, ERK phosphorylation is enhanced in  
25 approximately 30% of all human tumours (Hoshino et al., *Oncogene*, 1999, 18, 813-822). This may be a result of overexpression and/or mutation of key members of the pathway.

Three Raf serine/threonine protein kinase isoforms have been reported Raf-1 /c-Raf, B-Raf and A-Raf (reviewed in Mercer and Pritchard, *Biochim. Biophys. Acta*, 2003, 1653, 25-40), the genes for which are thought to have arisen from gene duplication. All three Raf  
30 genes are expressed in most tissues with high-level expression of B-Raf in neuronal tissue and A-Raf in urogenital tissue. The highly homologous Raf family members have overlapping but distinct biochemical activities and biological functions (Hagemann and Rapp, *Expt. Cell Res.* 1999, 253, 34-46). Expression of all three Raf genes is required for normal murine

development however both c-Raf and B-Raf are required to complete gestation. B-Raf  $\Delta$ - mice die at E12.5 due to vascular haemorrhaging caused by increased apoptosis of endothelial cells (Wojnowski et al., Nature Genet., 1997, 16, 293-297). B-Raf is reportedly the major isoform involved in cell proliferation and the primary target of oncogenic Ras. Activating somatic missense mutations have been identified exclusively for B-Raf, occurring with a frequency of 66% in malignant cutaneous melanomas (Davies et al., Nature, 2002, 417, 949-954) and also present in a wide range of human cancers, including but not limited to papillary thyroid tumours (Cohen et al., J. Natl. Cancer Inst., 2003, 95, 625-627), cholangiocarcinomas (Tannapfel et al., Gut, 2003, 52, 706-712), colon and ovarian cancers (Davies et al., Nature, 2002, 417, 949-954). The most frequent mutation in B-Raf (80%) is a glutamic acid for valine substitution at position 600. These mutations increase the basal kinase activity of B-Raf and are thought to uncouple Raf/MEK/ERK signalling from upstream proliferation drives including Ras and growth factor receptor activation resulting in constitutive activation of ERK. Mutated B-Raf proteins are transforming in NIH3T3 cells (Davies et al., Nature, 2002, 417, 949-954) and melanocytes (Wellbrock et al., Cancer Res., 2004, 64, 2338-2342) and have also been shown to be essential for melanoma cell viability and transformation (Hingorani et al., Cancer Res., 2003, 63, 5198-5202). As a key driver of the Raf/MEK/ERK signalling cascade, B-Raf represents a likely point of intervention in tumours dependent on this pathway.

Accordingly, the present invention provides a compound of formula (I):



(I)

wherein:

**Ring A** is carbocyclyl or heterocyclyl; wherein if said heterocyclyl contains an -NH- moiety that nitrogen may be optionally substituted by a group selected from  $R^6$ ;

$R^1$  is a substituent on carbon and is selected from halo, nitro, cyano, hydroxy, amino, carboxy, carbamoyl, mercapto, sulphamoyl,  $C_{1-6}$ alkyl,  $C_{2-6}$ alkenyl,  $C_{2-6}$ alkynyl,  $C_{1-6}$ alkoxy,  $C_{1-6}$ alkanoyl,  $C_{1-6}$ alkanoyloxy,  $N$ -( $C_{1-6}$ alkyl)amino,  $N,N$ -( $C_{1-6}$ alkyl) $_2$ amino,

$C_{1-6}$ alkanoylamino,  $N$ -( $C_{1-6}$ alkyl)carbamoyl,  $N,N$ -( $C_{1-6}$ alkyl) $_2$ carbamoyl,  $C_{1-6}$ alkylS(O) $_a$  wherein  $a$  is 0 to 2,  $C_{1-6}$ alkoxycarbonyl,  $N$ -( $C_{1-6}$ alkyl)sulphamoyl,  $N,N$ -( $C_{1-6}$ alkyl) $_2$ sulphamoyl,  $N$ -( $C_{1-6}$ alkoxy)sulphamoyl,  $N$ -( $C_{1-6}$ alkyl)- $N$ -( $C_{1-6}$ alkoxy)sulphamoyl,  $C_{1-6}$ alkylsulphonylamino, carbocyclyl- $R^7$ - or heterocyclyl- $R^8$ -; wherein  $R^1$  may be optionally substituted on carbon by one or more  $R^9$ ; and wherein if said heterocyclyl contains an -NH- moiety that nitrogen may be optionally substituted by a group selected from  $R^{10}$ ;

$n$  is selected from 0-4; wherein the values of  $R^1$  may be the same or different;


$R^2$  is selected from hydrogen, halo, nitro, cyano, hydroxy, amino, carboxy, carbamoyl, mercapto, sulphamoyl,  $C_{1-6}$ alkyl,  $C_{2-6}$ alkenyl,  $C_{2-6}$ alkynyl,  $C_{1-6}$ alkoxy,  $C_{1-6}$ alkanoyl,  $C_{1-6}$ alkanoyloxy,  $N$ -( $C_{1-6}$ alkyl)amino,  $N,N$ -( $C_{1-6}$ alkyl) $_2$ amino,  $C_{1-6}$ alkanoylamino,  $N$ -( $C_{1-6}$ alkyl)carbamoyl,  $N,N$ -( $C_{1-6}$ alkyl) $_2$ carbamoyl,  $C_{1-6}$ alkylS(O) $_a$  wherein  $a$  is 0 to 2,  $C_{1-6}$ alkoxycarbonyl,  $N$ -( $C_{1-6}$ alkyl)sulphamoyl,  $N,N$ -( $C_{1-6}$ alkyl) $_2$ sulphamoyl,  $C_{1-6}$ alkylsulphonylamino, carbocyclyl- $R^{11}$ - or heterocyclyl- $R^{12}$ -; wherein  $R^2$  may be optionally substituted on carbon by one or more  $R^{13}$ ; and wherein if said heterocyclyl contains an -NH- moiety that nitrogen may be optionally substituted by a group selected from  $R^{14}$ ;

$X$  is  $NR^{15}$  or O;

one of **A**, **E**, **G** and **J** is **C** which is attached to  $X$  of formula (I); the other three are independently selected from  $CR^{16}$  or N;

$R^3$  and  $R^{16}$  are independently selected from hydrogen, halo, nitro, cyano, hydroxy, amino, carboxy, carbamoyl, mercapto, sulphamoyl,  $C_{1-6}$ alkyl,  $C_{2-6}$ alkenyl,  $C_{2-6}$ alkynyl,  $C_{1-6}$ alkoxy,  $C_{1-6}$ alkanoyl,  $C_{1-6}$ alkanoyloxy,  $N$ -( $C_{1-6}$ alkyl)amino,  $N,N$ -( $C_{1-6}$ alkyl) $_2$ amino,  $C_{1-6}$ alkanoylamino,  $N$ -( $C_{1-6}$ alkyl)carbamoyl,  $N,N$ -( $C_{1-6}$ alkyl) $_2$ carbamoyl,  $C_{1-6}$ alkylS(O) $_a$  wherein  $a$  is 0 to 2,  $C_{1-6}$ alkoxycarbonyl,  $N$ -( $C_{1-6}$ alkyl)sulphamoyl,  $N,N$ -( $C_{1-6}$ alkyl) $_2$ sulphamoyl,  $C_{1-6}$ alkylsulphonylamino, carbocyclyl- $R^{17}$ - or heterocyclyl- $R^{18}$ -; wherein  $R^3$  and  $R^{16}$  independently of each other may be optionally substituted on carbon by one or more  $R^{19}$ ; and wherein if said heterocyclyl contains an -NH- moiety that nitrogen may be optionally substituted by a group selected from  $R^{20}$ ;

$R^4$ ,  $R^5$  and  $R^{15}$  are independently selected from hydrogen,  $C_{1-6}$ alkyl,  $C_{1-6}$ alkanoyl,  $C_{1-6}$ alkylsulphonyl,  $C_{1-6}$ alkoxycarbonyl, carbamoyl, carbocyclyl, heterocyclyl,  $N$ -( $C_{1-6}$ alkyl)carbamoyl and  $N,N$ -( $C_{1-6}$ alkyl)carbamoyl; wherein  $R^4$ ,  $R^5$  and  $R^{15}$  independently of each other may be optionally substituted on carbon by one or more  $R^{21}$ ;

the bond “” between the  $-NR^5-$  and  $-CR^3-$  of formula (I) is either (i) a single bond wherein  $R^5$  is as defined above, or (ii) a double bond wherein  $R^5$  is absent;

$R^9$ ,  $R^{13}$ ,  $R^{19}$  and  $R^{21}$  are independently selected from halo, nitro, cyano, hydroxy, amino, carboxy, carbamoyl, mercapto, sulphamoyl,  $C_{1-6}$ alkyl,  $C_{2-6}$ alkenyl,  $C_{2-6}$ alkynyl,  $C_{1-6}$ alkoxy,  $C_{1-6}$ alkanoyl,  $C_{1-6}$ alkanoyloxy,  $N-(C_{1-6}alkyl)amino$ ,  $N,N-(C_{1-6}alkyl)_2amino$ ,  $C_{1-6}alkanoylamino$ ,  $N-(C_{1-6}alkyl)carbamoyl$ ,  $N,N-(C_{1-6}alkyl)_2carbamoyl$ ,  $C_{1-6}alkylS(O)_a$  wherein  $a$  is 0 to 2,  $C_{1-6}alkoxycarbonyl$ ,  $C_{1-6}alkoxycarbonylamino$ ,  $N-(C_{1-6}alkyl)sulphamoyl$ ,  $N,N-(C_{1-6}alkyl)_2sulphamoyl$ ,  $C_{1-6}alkylsulphonylamino$ , carbocyclyl- $R^{22}-$  or heterocyclyl- $R^{23}-$ ; wherein  $R^9$ ,  $R^{13}$ ,  $R^{19}$  and  $R^{21}$  independently of each other may be optionally substituted on carbon by one or more  $R^{24}$ ; and wherein if said heterocyclyl contains an  $-NH-$  moiety that nitrogen may be optionally substituted by a group selected from  $R^{25}$ ;

$R^7$ ,  $R^8$ ,  $R^{11}$ ,  $R^{12}$ ,  $R^{17}$ ,  $R^{18}$ ,  $R^{22}$  and  $R^{23}$  are independently selected from a direct bond,  $-O-$ ,  $-N(R^{26})-$ ,  $-C(O)-$ ,  $-N(R^{27})C(O)-$ ,  $-C(O)N(R^{28})-$ ,  $-S(O)_s-$ ,  $-SO_2N(R^{29})-$  or  $-N(R^{30})SO_2-$ ; wherein  $R^{26}$ ,  $R^{27}$ ,  $R^{28}$ ,  $R^{29}$  and  $R^{30}$  is hydrogen,  $C_{1-6}alkoxycarbonyl$  or  $C_{1-6}alkyl$  and  $s$  is 0-2;

$R^6$ ,  $R^{10}$ ,  $R^{14}$ ,  $R^{20}$  and  $R^{25}$  are independently selected from  $C_{1-6}alkyl$ ,  $C_{1-6}alkanoyl$ ,  $C_{1-6}alkylsulphonyl$ ,  $C_{1-6}alkoxycarbonyl$ , carbamoyl,  $N-(C_{1-6}alkyl)carbamoyl$ ,  $N,N-(C_{1-6}alkyl)carbamoyl$ , benzyl, benzyloxycarbonyl, benzoyl and phenylsulphonyl;

$R^{24}$  is selected from halo, nitro, cyano, hydroxy, trifluoromethoxy, trifluoromethyl, amino, carboxy, carbamoyl, mercapto, sulphamoyl, methyl, ethyl, methoxy, ethoxy, acetyl, acetoxyl, methylamino, ethylamino, dimethylamino, diethylamino,  $N$ -methyl- $N$ -ethylamino, acetylamino,  $N$ -methylcarbamoyl,  $N$ -ethylcarbamoyl,  $N,N$ -dimethylcarbamoyl,  $N,N$ -diethylcarbamoyl,  $N$ -methyl- $N$ -ethylcarbamoyl, methylthio, ethylthio, methylsulphinyl, ethylsulphinyl, mesyl, ethylsulphonyl, methoxycarbonyl, ethoxycarbonyl,  $N$ -methylsulphamoyl,  $N$ -ethylsulphamoyl,  $N,N$ -dimethylsulphamoyl,  $N,N$ -diethylsulphamoyl or  $N$ -methyl- $N$ -ethylsulphamoyl;

or a pharmaceutically acceptable salt thereof.

In a further aspect of the present invention there is provided a compound of formula (I) (as depicted above) wherein:

Ring A is carbocyclyl or heterocyclyl; wherein if said heterocyclyl contains an  $-NH-$  moiety that nitrogen may be optionally substituted by a group selected from  $R^6$ ;

$R^1$  is a substituent on carbon and is selected from halo, nitro, cyano, hydroxy, trifluoromethoxy, amino, carboxy, carbamoyl, mercapto, sulphamoyl,  $C_{1-6}alkyl$ ,  $C_{2-6}alkenyl$ ,  $C_{2-6}alkynyl$ ,  $C_{1-6}alkoxy$ ,  $C_{1-6}alkanoyl$ ,  $C_{1-6}alkanoyloxy$ ,  $N-(C_{1-6}alkyl)amino$ ,

*N,N*-(C<sub>1-6</sub>alkyl)<sub>2</sub>amino, C<sub>1-6</sub>alkanoylamino, *N*-(C<sub>1-6</sub>alkyl)carbamoyle,  
*N,N*-(C<sub>1-6</sub>alkyl)<sub>2</sub>carbamoyle, C<sub>1-6</sub>alkylS(O)<sub>a</sub> wherein a is 0 to 2, C<sub>1-6</sub>alkoxycarbonyl,  
*N*-(C<sub>1-6</sub>alkyl)sulphamoyle, *N,N*-(C<sub>1-6</sub>alkyl)<sub>2</sub>sulphamoyle, C<sub>1-6</sub>alkylsulphonylamino,  
 carbocyclyl-R<sup>7</sup>- or heterocyclyl-R<sup>8</sup>-; wherein R<sup>1</sup> may be optionally substituted on carbon by  
 5 one or more R<sup>9</sup>; and wherein if said heterocyclyl contains an -NH- moiety that nitrogen may  
 be optionally substituted by a group selected from R<sup>10</sup>;

n is selected from 0-4; wherein the values of R<sup>1</sup> may be the same or different;


R<sup>2</sup> is selected from hydrogen, halo, nitro, cyano, hydroxy, trifluoromethoxy, amino,  
 carboxy, carbamoyle, mercapto, sulphamoyle, C<sub>1-6</sub>alkyl, C<sub>2-6</sub>alkenyl, C<sub>2-6</sub>alkynyl, C<sub>1-6</sub>alkoxy,  
 10 C<sub>1-6</sub>alkanoyl, C<sub>1-6</sub>alkanoyloxy, *N*-(C<sub>1-6</sub>alkyl)amino, *N,N*-(C<sub>1-6</sub>alkyl)<sub>2</sub>amino,  
 C<sub>1-6</sub>alkanoylamino, *N*-(C<sub>1-6</sub>alkyl)carbamoyle, *N,N*-(C<sub>1-6</sub>alkyl)<sub>2</sub>carbamoyle, C<sub>1-6</sub>alkylS(O)<sub>a</sub>  
 wherein a is 0 to 2, C<sub>1-6</sub>alkoxycarbonyl, *N*-(C<sub>1-6</sub>alkyl)sulphamoyle,  
*N,N*-(C<sub>1-6</sub>alkyl)<sub>2</sub>sulphamoyle, C<sub>1-6</sub>alkylsulphonylamino, carbocyclyl-R<sup>11</sup>- or heterocyclyl-R<sup>12</sup>-;  
 wherein R<sup>2</sup> may be optionally substituted on carbon by one or more R<sup>13</sup>; and wherein if said  
 15 heterocyclyl contains an -NH- moiety that nitrogen may be optionally substituted by a group  
 selected from R<sup>14</sup>;

X is NR<sup>15</sup> or O;

one of A, E, G and J is C which is attached to X of formula (I); the other three are  
 independently selected from CR<sup>16</sup> or N;

20 R<sup>3</sup> and R<sup>16</sup> are independently selected from hydrogen, halo, nitro, cyano, hydroxy,  
 trifluoromethoxy, amino, carboxy, carbamoyle, mercapto, sulphamoyle, C<sub>1-6</sub>alkyl, C<sub>2-6</sub>alkenyl,  
 C<sub>2-6</sub>alkynyl, C<sub>1-6</sub>alkoxy, C<sub>1-6</sub>alkanoyl, C<sub>1-6</sub>alkanoyloxy, *N*-(C<sub>1-6</sub>alkyl)amino,  
*N,N*-(C<sub>1-6</sub>alkyl)<sub>2</sub>amino, C<sub>1-6</sub>alkanoylamino, *N*-(C<sub>1-6</sub>alkyl)carbamoyle,  
*N,N*-(C<sub>1-6</sub>alkyl)<sub>2</sub>carbamoyle, C<sub>1-6</sub>alkylS(O)<sub>a</sub> wherein a is 0 to 2, C<sub>1-6</sub>alkoxycarbonyl,  
 25 *N*-(C<sub>1-6</sub>alkyl)sulphamoyle, *N,N*-(C<sub>1-6</sub>alkyl)<sub>2</sub>sulphamoyle, C<sub>1-6</sub>alkylsulphonylamino,  
 carbocyclyl-R<sup>17</sup>- or heterocyclyl-R<sup>18</sup>-; wherein R<sup>3</sup> and R<sup>16</sup> independently of each other may be  
 optionally substituted on carbon by one or more R<sup>19</sup>; and wherein if said heterocyclyl contains  
 an -NH- moiety that nitrogen may be optionally substituted by a group selected from R<sup>20</sup>;

R<sup>4</sup>, R<sup>5</sup> and R<sup>15</sup> are independently selected from hydrogen, C<sub>1-6</sub>alkyl, C<sub>1-6</sub>alkanoyl;  
 30 C<sub>1-6</sub>alkylsulphonyl, C<sub>1-6</sub>alkoxycarbonyl, carbamoyle, *N*-(C<sub>1-6</sub>alkyl)carbamoyle and  
*N,N*-(C<sub>1-6</sub>alkyl)carbamoyle; wherein R<sup>4</sup>, R<sup>5</sup> and R<sup>15</sup> independently of each other may be  
 optionally substituted on carbon by one or more R<sup>21</sup>;

the bond “” between the  $-NR^5-$  and  $-CR^3-$  of formula (I) is either (i) a single bond wherein  $R^5$  is as defined above, or (ii) a double bond wherein  $R^5$  is absent;

$R^9$ ,  $R^{13}$ ,  $R^{19}$  and  $R^{21}$  are independently selected from halo, nitro, cyano, hydroxy, trifluoromethoxy, amino, carboxy, carbamoyl, mercapto, sulphamoyl,  $C_{1-6}$ alkyl,  $C_{2-6}$ alkenyl,  $C_{2-6}$ alkynyl,  $C_{1-6}$ alkoxy,  $C_{1-6}$ alkanoyl,  $C_{1-6}$ alkanoyloxy,  $N-(C_{1-6}$ alkyl)amino,  $N,N-(C_{1-6}$ alkyl)<sub>2</sub>amino,  $C_{1-6}$ alkanoylamino,  $N-(C_{1-6}$ alkyl)carbamoyl,  $N,N-(C_{1-6}$ alkyl)<sub>2</sub>carbamoyl,  $C_{1-6}$ alkylS(O)<sub>a</sub> wherein a is 0 to 2,  $C_{1-6}$ alkoxycarbonyl,  $N-(C_{1-6}$ alkyl)sulphamoyl,  $N,N-(C_{1-6}$ alkyl)<sub>2</sub>sulphamoyl,  $C_{1-6}$ alkylsulphonylamino, carbocyclyl- $R^{22}-$  or heterocyclyl- $R^{23}-$ ; wherein  $R^9$ ,  $R^{13}$ ,  $R^{19}$  and  $R^{21}$  independently of each other may be optionally substituted on carbon by one or more  $R^{24}$ ; and wherein if said heterocyclyl contains an -NH- moiety that nitrogen may be optionally substituted by a group selected from  $R^{25}$ ;

$R^7$ ,  $R^8$ ,  $R^{11}$ ,  $R^{12}$ ,  $R^{17}$ ,  $R^{18}$ ,  $R^{22}$  and  $R^{23}$  are independently selected from a direct bond, -O-,  $-N(R^{26})-$ ,  $-C(O)-$ ,  $-N(R^{27})C(O)-$ ,  $-C(O)N(R^{28})-$ ,  $-S(O)_s-$ ,  $-SO_2N(R^{29})-$  or  $-N(R^{30})SO_2-$ ; wherein  $R^{26}$ ,  $R^{27}$ ,  $R^{28}$ ,  $R^{29}$  and  $R^{30}$  is hydrogen or  $C_{1-6}$ alkyl and s is 0-2;

$R^6$ ,  $R^{10}$ ,  $R^{14}$ ,  $R^{20}$  and  $R^{25}$  are independently selected from  $C_{1-6}$ alkyl,  $C_{1-6}$ alkanoyl,  $C_{1-6}$ alkylsulphonyl,  $C_{1-6}$ alkoxycarbonyl, carbamoyl,  $N-(C_{1-6}$ alkyl)carbamoyl,  $N,N-(C_{1-6}$ alkyl)carbamoyl, benzyl, benzyloxycarbonyl, benzoyl and phenylsulphonyl;

$R^{24}$  is selected from halo, nitro, cyano, hydroxy, trifluoromethoxy, trifluoromethyl, amino, carboxy, carbamoyl, mercapto, sulphamoyl, methyl, ethyl, methoxy, ethoxy, acetyl, acetoxy, methylamino, ethylamino, dimethylamino, diethylamino,  $N$ -methyl- $N$ -ethylamino, acetylamino,  $N$ -methylcarbamoyl,  $N$ -ethylcarbamoyl,  $N,N$ -dimethylcarbamoyl,  $N,N$ -diethylcarbamoyl,  $N$ -methyl- $N$ -ethylcarbamoyl, methylthio, ethylthio, methylsulphinyl, ethylsulphinyl, mesyl, ethylsulphonyl, methoxycarbonyl, ethoxycarbonyl,  $N$ -methylsulphamoyl,  $N$ -ethylsulphamoyl,  $N,N$ -dimethylsulphamoyl,  $N,N$ -diethylsulphamoyl or  $N$ -methyl- $N$ -ethylsulphamoyl; or a pharmaceutically acceptable salt thereof.

In this specification the term “alkyl” includes both straight and branched chain alkyl groups. References to individual alkyl groups such as “propyl” are specific for the straight chain version only and references to individual branched chain alkyl groups such as ‘isopropyl’ are specific for the branched chain version only. For example, “ $C_{1-6}$ alkyl” includes  $C_{1-4}$ alkyl,  $C_{1-3}$ alkyl, propyl, isopropyl and  $t$ -butyl. A similar convention applies to other

radicals, for example "phenylC<sub>1-6</sub>alkyl" includes phenylC<sub>1-4</sub>alkyl, benzyl, 1-phenylethyl and 2-phenylethyl. The term "halo" refers to fluoro, chloro, bromo and iodo.

Where optional substituents are chosen from "one or more" groups it is to be understood that this definition includes all substituents being chosen from one of the specified  
5 groups or the substituents being chosen from two or more of the specified groups.

A "heterocyclyl" is a saturated, partially saturated or unsaturated, mono or bicyclic ring containing 4-12 atoms of which at least one atom is chosen from nitrogen, sulphur or oxygen, which may, unless otherwise specified, be carbon or nitrogen linked, wherein a -CH<sub>2</sub>- group can optionally be replaced by a -C(O)-, and a ring sulphur atom may be optionally  
10 oxidised to form the S-oxides. Examples and suitable values of the term "heterocyclyl" are morpholino, piperidyl, pyridyl, pyranyl, pyrrolyl, pyrazolyl, isothiazolyl, indolyl, quinolyl, thienyl, 1,3-benzodioxolyl, thiadiazolyl, piperazinyl, thiazolidinyl, pyrrolidinyl, thiomorpholino, pyrrolinyl, homopiperazinyl, 3,5-dioxapiperidinyl, tetrahydropyranyl, imidazolyl, pyrimidyl, pyrazinyl, pyridazinyl, isoxazolyl, *N*-methylpyrrolyl, 4-pyridone,  
15 1-isoquinolone, 2-pyrrolidone, 4-thiazolidone, pyridine-*N*-oxide and quinoline-*N*-oxide. A particular example of the term "heterocyclyl" is pyrazolyl. In one aspect of the invention a "heterocyclyl" is a saturated, partially saturated or unsaturated, monocyclic ring containing 5 or 6 atoms of which at least one atom is chosen from nitrogen, sulphur or oxygen, it may, unless otherwise specified, be carbon or nitrogen linked, a -CH<sub>2</sub>- group can optionally be  
20 replaced by a -C(O)- and a ring sulphur atom may be optionally oxidised to form the S-oxides.

A "carbocyclyl" is a saturated, partially saturated or unsaturated, mono or bicyclic carbon ring that contains 3-12 atoms; wherein a -CH<sub>2</sub>- group can optionally be replaced by a -C(O)-. Particularly "carbocyclyl" is a monocyclic ring containing 5 or 6 atoms or a bicyclic ring containing 9 or 10 atoms. Suitable values for "carbocyclyl" include cyclopropyl,  
25 cyclobutyl, 1-oxocyclopentyl, cyclopentyl, cyclopentenyl, cyclohexyl, cyclohexenyl, phenyl, naphthyl, tetralinyl, indanyl or 1-oxoindanyl. A particular example of "carbocyclyl" is phenyl.

An example of "C<sub>1-6</sub>alkanoyloxy" is acetoxy. Examples of "C<sub>1-6</sub>alkoxycarbonyl" include methoxycarbonyl, ethoxycarbonyl, *n*- and *t*-butoxycarbonyl. Examples of "C<sub>1-6</sub>alkoxy" include methoxy, ethoxy and propoxy. Examples of "C<sub>1-6</sub>alkanoylamino"  
30 include formamido, acetamido and propionylamino. Examples of "C<sub>1-6</sub>alkylS(O)<sub>a</sub> wherein a is 0 to 2" include methylthio, ethylthio, methylsulphinyl, ethylsulphinyl, mesyl and ethylsulphonyl. Examples of "C<sub>1-6</sub>alkanoyl" include propionyl and acetyl. Examples of "*N*-(C<sub>1-6</sub>alkyl)amino" include methylamino and ethylamino. Examples of

"*N,N*-( $C_{1-6}$ alkyl)<sub>2</sub>amino" include di-*N*-methylamino, di-(*N*-ethyl)amino and *N*-ethyl-*N*-methylamino. Examples of " $C_{2-6}$ alkenyl" are vinyl, allyl and 1-propenyl. Examples of " $C_{2-6}$ alkynyl" are ethynyl, 1-propynyl and 2-propynyl. Examples of "*N*-( $C_{1-6}$ alkyl)sulphamoyl" are *N*-(methyl)sulphamoyl and *N*-(ethyl)sulphamoyl. Examples of

5 "*N*-( $C_{1-6}$ alkyl)<sub>2</sub>sulphamoyl" are *N,N*-(dimethyl)sulphamoyl and *N*-(methyl)-*N*-(ethyl)sulphamoyl. Examples of "*N*-( $C_{1-6}$ alkyl)carbamoyl" are *N*-( $C_{1-4}$ alkyl)carbamoyl, methylaminocarbonyl and ethylaminocarbonyl. Examples of "*N,N*-( $C_{1-6}$ alkyl)<sub>2</sub>carbamoyl" are *N,N*-( $C_{1-4}$ alkyl)<sub>2</sub>carbamoyl, dimethylaminocarbonyl and methylethylaminocarbonyl. Examples of " $C_{1-6}$ alkylsulphonyl" are mesyl, ethylsulphonyl and

10 isopropylsulphonyl. Examples of " $C_{1-6}$ alkylsulphonylamino" are mesylamino, ethylsulphonylamino and isopropylsulphonylamino. Examples of "*N*-( $C_{1-6}$ alkoxy)sulphamoyl" include *N*-(methoxy)sulphamoyl and *N*-(ethoxy)sulphamoyl. Examples of "*N*-( $C_{1-6}$ alkyl)-*N*-( $C_{1-6}$ alkoxy)sulphamoyl" *N*-(methyl)-*N*-(methoxy)sulphamoyl and *N*-(propyl)-*N*-(ethoxy)sulphamoyl.

15 A suitable pharmaceutically acceptable salt of a compound of the invention is, for example, an acid-addition salt of a compound of the invention which is sufficiently basic, for example, an acid-addition salt with, for example, an inorganic or organic acid, for example hydrochloric, hydrobromic, sulphuric, phosphoric, trifluoroacetic, citric or maleic acid. In addition a suitable pharmaceutically acceptable salt of a compound of the invention which is

20 sufficiently acidic is an alkali metal salt, for example a sodium or potassium salt, an alkaline earth metal salt, for example a calcium or magnesium salt, an ammonium salt or a salt with an organic base which affords a physiologically-acceptable cation, for example a salt with methylamine, dimethylamine, trimethylamine, piperidine, morpholine or tris-(2-hydroxyethyl)amine.

25 Some compounds of the formula **(I)** may have chiral centres and/or geometric isomeric centres (E- and Z- isomers), and it is to be understood that the invention encompasses all such optical, diastereoisomers and geometric isomers that possess B-Raf inhibitory activity. The invention further relates to any and all tautomeric forms of the compounds of the formula **(I)** that possess B-Raf inhibitory activity.

30 It is also to be understood that certain compounds of the formula **(I)** can exist in solvated as well as unsolvated forms such as, for example, hydrated forms. It is to be understood that the invention encompasses all such solvated forms which possess B-Raf inhibitory activity.

Particular values of variable groups are as follows. Such values may be used where appropriate with any of the definitions, claims or embodiments defined hereinbefore or hereinafter.

Ring A is carbocyclyl.

5 Ring A is heterocyclyl.

Ring A heterocyclyl; wherein if said heterocyclyl contains an -NH- moiety that nitrogen may be optionally substituted by a group selected from R<sup>6</sup>.

Ring A heterocyclyl; wherein if said heterocyclyl contains an -NH- moiety that nitrogen may be optionally substituted by a group selected from R<sup>6</sup>; wherein R<sup>6</sup> is C<sub>1-6</sub>alkyl.

10 Ring A is phenyl, thienyl, pyridyl or thiazolyl.

Ring A is phenyl, thienyl, pyridyl, thiazolyl, isoxazolyl, furyl, 1,3-benzodioxolyl, pyrazolyl, indolyl, 2,3-dihydrobenzofuranyl, imidazo[1,2-*a*]pyridinyl or pyrimidinyl; wherein said pyrazolyl may be optionally substituted on nitrogen by a group selected from R<sup>6</sup>; wherein R<sup>6</sup> is C<sub>1-6</sub>alkyl.

15 Ring A is phenyl, thienyl, pyridyl, thiazolyl, isoxazolyl, furyl, 1,3-benzodioxolyl, pyrazolyl, indolyl, 2,3-dihydrobenzofuranyl, imidazo[1,2-*a*]pyridinyl or pyrimidinyl; wherein said pyrazolyl may be optionally substituted on nitrogen by a group selected from R<sup>6</sup>; wherein R<sup>6</sup> is methyl or *t*-butyl.

20 Ring A is phenyl, thien-2-yl, thien-3-yl, pyrid-2-yl, pyrid-3-yl, pyrid-4-yl, thiazol-4-yl, isoxazol-3-yl, 1,3-benzodioxol-5-yl, fur-2-yl, 1-methylpyrazol-3-yl, 1-methylpyrazol-5-yl, 1-*t*-butylpyrazol-5-yl, indol-5-yl, indol-6-yl, 2,3-dihydrobenzofuran-7-yl, imidazo[1,2-*a*]pyridin-2-yl or pyrimidin-4-yl.

Ring A is phenyl.

25 R<sup>1</sup> is a substituent on carbon and is selected from halo, hydroxy, C<sub>1-6</sub>alkyl, C<sub>1-6</sub>alkoxy or C<sub>1-6</sub>alkoxycarbonyl; wherein R<sup>1</sup> may be optionally substituted on carbon by one or more R<sup>9</sup>; wherein

R<sup>9</sup> is selected from halo, cyano, *N,N*-(C<sub>1-6</sub>alkyl)<sub>2</sub>amino or heterocyclyl-R<sup>23</sup>-; and R<sup>23</sup> is selected from a direct bond.

30 R<sup>1</sup> is a substituent on carbon and is selected from halo, hydroxy, cyano, sulphamoyl, C<sub>1-6</sub>alkyl, C<sub>2-6</sub>alkenyl, C<sub>2-6</sub>alkynyl, C<sub>1-6</sub>alkoxy, *N,N*-(C<sub>1-6</sub>alkyl)<sub>2</sub>carbamoyl, C<sub>1-6</sub>alkylS(O)<sub>a</sub> wherein a is 0 to 2, C<sub>1-6</sub>alkoxycarbonyl, *N*-(C<sub>1-6</sub>alkyl)sulphamoyl, *N,N*-(C<sub>1-6</sub>alkyl)<sub>2</sub>sulphamoyl, *N*-(C<sub>1-6</sub>alkyl)-*N*-(C<sub>1-6</sub>alkoxy)sulphamoyl, carbocyclyl-R<sup>7</sup>- or heterocyclyl-R<sup>8</sup>-; wherein R<sup>1</sup> may be optionally substituted on carbon by one or more R<sup>9</sup>; and

wherein if said heterocyclyl contains an -NH- moiety that nitrogen may be optionally substituted by a group selected from R<sup>10</sup>;

R<sup>9</sup> is selected from halo, cyano, hydroxy, carboxy, C<sub>1-6</sub>alkyl, C<sub>1-6</sub>alkoxy, *N,N*-(C<sub>1-6</sub>alkyl)<sub>2</sub>amino, *N*-(C<sub>1-6</sub>alkyl)carbamoyl, *N,N*-(C<sub>1-6</sub>alkyl)<sub>2</sub>carbamoyl, C<sub>1-6</sub>alkylS(O)<sub>a</sub> 5 wherein a is 0 to 2, carbocyclyl-R<sup>22</sup>- or heterocyclyl-R<sup>23</sup>-; wherein R<sup>9</sup> may be optionally substituted on carbon by one or more R<sup>24</sup>; and wherein if said heterocyclyl contains an -NH- moiety that nitrogen may be optionally substituted by a group selected from R<sup>25</sup>;

R<sup>7</sup>, R<sup>8</sup>, R<sup>22</sup> and R<sup>23</sup> are independently selected from a direct bond, -O-, -N(R<sup>26</sup>)-, -C(O)-, -S(O)<sub>s</sub>- or -N(R<sup>30</sup>)SO<sub>2</sub>-; wherein R<sup>26</sup> and R<sup>30</sup> are independently selected from 10 hydrogen or C<sub>1-6</sub>alkoxycarbonyl; and s is 2;

R<sup>10</sup> and R<sup>25</sup> are independently selected from C<sub>1-6</sub>alkyl;

R<sup>24</sup> is hydroxy.

R<sup>1</sup> is a substituent on carbon and is selected from chloro, hydroxy, methyl, isopropyl, methoxy, ethoxy or methoxycarbonyl; wherein R<sup>1</sup> may be optionally substituted on carbon by 15 one or more R<sup>9</sup>; wherein

R<sup>9</sup> is selected from fluoro, cyano, dimethylamino or pyrrolidinyl.

R<sup>1</sup> is a substituent on carbon and is selected from fluoro, chloro, bromo, hydroxy, cyano, sulphamoyl, methyl, ethyl, propyl, isopropyl, 1,1-dimethylpropyl, *t*-butyl, ethenyl, 1,1-dimethylprop-2-ynyl, 3,3-dimethylbut-1-ynyl, propynyl, 3-methylbut-1-ynyl, methoxy, 20 ethoxy, propoxy, *N,N*-dimethylcarbamoyl, mesyl, methoxycarbonyl, *N*-(methyl)sulphamoyl, *N*-propyl-*N*-methylsulphamoyl, *N,N*-dimethylsulphamoyl, *N*-(methyl)-*N*-(methoxy)sulphamoyl, cyclopropyl-R<sup>7</sup>-, azetidiny-R<sup>8</sup>-, morpholino-R<sup>8</sup>- or piperidinyl-R<sup>8</sup>-; wherein R<sup>1</sup> may be optionally substituted on carbon by one or more R<sup>9</sup>; and wherein said piperidinyl may be optionally substituted on nitrogen by a group selected from 25 R<sup>10</sup>;

R<sup>9</sup> is selected from fluoro, cyano, hydroxy, carboxy, methyl, methoxy, dimethylamino, *N*-(methyl)carbamoyl, *N,N*-dimethylcarbamoyl, methylthio, mesyl, cyclopropyl-R<sup>22</sup>-, piperazinyl-R<sup>23</sup>-, morpholino-R<sup>23</sup>-, tetrahydrofuranyl-R<sup>23</sup>-, piperidinyl-R<sup>23</sup>-, azepanyl-R<sup>23</sup>- or pyrrolidinyl-R<sup>23</sup>-; wherein R<sup>9</sup> may be optionally substituted on carbon by one or more R<sup>24</sup>; 30 and wherein said piperazinyl or pyrrolidinyl may be optionally substituted on nitrogen by a group selected from R<sup>25</sup>;

$R^7$ ,  $R^8$ ,  $R^{22}$  and  $R^{23}$  are independently selected from a direct bond, -O-, -N( $R^{26}$ )-, -C(O)-, -S(O)<sub>s</sub>- or -N( $R^{30}$ )SO<sub>2</sub>-; wherein  $R^{26}$  and  $R^{30}$  are independently selected from hydrogen or *t*-butoxycarbonyl; and *s* is 2;

$R^{10}$  and  $R^{25}$  are selected from methyl;

5  $R^{24}$  is hydroxy.

$R^1$  is a substituent on carbon and is selected from 1-methyl-1-cyanoethyl, trifluoromethyl, chloro, methoxycarbonyl, 2-dimethylaminoethoxy, methoxy, hydroxy and 2-pyrrolidin-1-ylethoxy.

$R^1$  is a substituent on carbon and is selected from fluoro, chloro, bromo, hydroxy,  
 10 cyano, sulphamoyl, methyl, trifluoromethyl, cyclopropylaminomethyl, methylthiomethyl, mesylmethyl, dimethylaminomethyl, 1-(cyclopropyl)-1-hydroxymethyl, *N*-cyclopropyl-*N*-(*t*-butoxycarbonyl)aminomethyl, 1-methylpiperazin-4-ylmethyl, 1-hydroxy-1-cyclopropylethyl, 1-methyl-1-cyanoethyl, 2-methoxy-1,1-dimethylethyl, 1-carboxy-1-methylethyl, 1,1-difluoroethyl, 2-(dimethylamino)-1,1-dimethyl-2-oxoethyl,  
 15 3-(dimethylamino)propyl, 1,1-dimethylpropyl, *t*-butyl, methoxy, *N*-methylcarbamoylmethoxy, 2-(dimethylamino)ethoxy, 2-(pyrrolidin-1-yl)ethoxy, 2-(methoxy)ethoxy, 2-(1-methylpyrrolidin-2-yl)ethoxy, 2-(piperidin-1-yl)ethoxy, 2-(azepan-1-yl)ethoxy, 2-(morpholino)ethoxy, 3-(1-methylpiperazin-4-yl)propoxy, methoxycarbonyl, morpholinocarbonyl, *N,N*-dimethylsulphamoyl,  
 20 *N*-(2,3-dihydroxypropyl)-*N*-methylsulphamoyl, *N*-(methyl)-*N*-(methoxy)sulphamoyl, 1-methylpiperidin-4-yloxy, *N,N*-dimethylcarbamoyl, cyclopropyl, piperidin-1-yl, morpholino, 1-cyclopropylethenyl, 3-(4-methylpiperazin-1-yl)prop-1-yn-1-yl, 3,3-dimethylbut-1-yn-1-yl, cyclopropylethynyl, 3-hydroxy-3-methylbut-1-yn-1-yl, 1,1-dimethylprop-2-yn-1-yl, 3-(dimethylamino)prop-1-yn-1-yl, mesyl, cyclopropylaminosulphonyl,  
 25 azetidin-1-ylsulphonyl, morpholinosulphonyl, tetrahydrofuran-2-ylmethylaminosulphonyl, 2-(hydroxymethyl)piperidin-1-ylsulphonyl, 3-(hydroxymethyl)piperidin-1-ylsulphonyl or 4-(hydroxymethyl)piperidin-1-ylsulphonyl.

$R^1$  is a substituent on carbon and is selected from 1-methyl-1-cyanoethyl.

*n* is selected from 0-2; wherein the values of  $R^1$  may be the same or different.

30 *n* is selected from 1-2; wherein the values of  $R^1$  may be the same or different.

*n* is 2.

*n* is 1.

*n* is 0.

$R^2$  is selected from hydrogen.

X is  $NR^{15}$ .

X is O.

X is  $NR^{15}$  or O; wherein

5  $R^{15}$  is selected from hydrogen or  $C_{1-6}$ alkyl; wherein  $R^{15}$  may be optionally substituted on carbon by one or more  $R^{21}$ ;

$R^{21}$  is selected from carbocyclyl- $R^{22}$ ;

$R^{22}$  is a direct bond.

X is  $NR^{15}$  or O; wherein

10  $R^{15}$  is selected from hydrogen or methyl; wherein  $R^{15}$  may be optionally substituted on carbon by one or more  $R^{21}$ ;

$R^{21}$  is selected from cyclopropyl.

X is  $NR^{15}$  or O; wherein

$R^{15}$  is selected from hydrogen, methyl or cyclopropylmethyl.

15 one of A, E, G and J is C which is attached to X of formula (I); the other three are all  $CR^{16}$  or two are  $CR^{16}$  and one is N.

one of A, E, G and J is C which is attached to X of formula (I); the other three are all  $CR^{16}$  or two are  $CR^{16}$  and one is N; wherein  $R^{16}$  is hydrogen.

G is C which is attached to X of formula (I).

20 E is C which is attached to X of formula (I).

A and J are  $CR^{16}$  wherein  $R^{16}$  is hydrogen.

$R^{16}$  is hydrogen.

E is  $CR^{16}$ .

E is N.

25 G is  $CR^{16}$ .

$R^3$  is hydrogen or  $C_{1-6}$ alkyl.

$R^3$  is selected from hydrogen,  $C_{1-6}$ alkyl,  $N$ -( $C_{1-6}$ alkyl)amino,  $N,N$ -( $C_{1-6}$ alkyl)<sub>2</sub>amino or  $C_{1-6}$ alkylS(O)<sub>a</sub> wherein a is 0; wherein  $R^3$  may be optionally substituted on carbon by one or more  $R^{19}$ ; wherein

30  $R^{19}$  is hydroxy.

$R^3$  is selected from hydrogen, methyl,  $N$ -(ethyl)amino,  $N,N$ -dimethylamino or methylthio; wherein  $R^3$  may be optionally substituted on carbon by one or more  $R^{19}$ ; wherein

$R^{19}$  is hydroxy.

R<sup>3</sup> is hydrogen or methyl.

R<sup>3</sup> is selected from hydrogen, methyl, *N*-(2-hydroxyethyl)amino, *N,N*-dimethylamino or methylthio.

R<sup>4</sup> is selected from hydrogen or C<sub>1-6</sub>alkyl; wherein R<sup>4</sup> may be optionally substituted on  
5 carbon by one or more R<sup>21</sup>; wherein

R<sup>21</sup> is selected from hydroxy, carbocyclyl-R<sup>22</sup>- or heterocyclyl-R<sup>23</sup>-; wherein R<sup>21</sup> may be optionally substituted on carbon by one or more R<sup>24</sup>;

R<sup>22</sup> and R<sup>23</sup> are a direct bond;

R<sup>24</sup> is methyl.

10 R<sup>4</sup> is selected from hydrogen, C<sub>1-6</sub>alkyl or carbocyclyl; wherein R<sup>4</sup> may be optionally substituted on carbon by one or more R<sup>21</sup>;

R<sup>21</sup> is selected from hydroxy, amino, C<sub>1-6</sub>alkoxycarbonylamino, carbocyclyl-R<sup>22</sup>- or heterocyclyl-R<sup>23</sup>-; wherein R<sup>21</sup> may be optionally substituted on carbon by one or more R<sup>24</sup>; and wherein if said heterocyclyl contains an -NH- moiety that nitrogen may be optionally

15 substituted by a group selected from R<sup>25</sup>;

R<sup>22</sup> and R<sup>23</sup> are a direct bond;

R<sup>24</sup> is methyl; and

R<sup>25</sup> is C<sub>1-6</sub>alkyl or benzyloxycarbonyl.

R<sup>4</sup> is selected from hydrogen, methyl, ethyl or propyl; wherein R<sup>4</sup> may be optionally  
20 substituted on carbon by one or more R<sup>21</sup>; wherein

R<sup>21</sup> is selected from hydroxy, cyclopropyl, 1,3-dioxolanyl or morpholino; wherein R<sup>21</sup> may be optionally substituted on carbon by one or more R<sup>24</sup>;

R<sup>24</sup> is methyl.

R<sup>4</sup> is selected from hydrogen, methyl, ethyl, propyl or cyclopropyl; wherein R<sup>4</sup> may be  
25 optionally substituted on carbon by one or more R<sup>21</sup>;


R<sup>21</sup> is selected from hydroxy, amino, *t*-butoxycarbonylamino, cyclopropyl, 1,3-dioxolan-4-yl, piperidinyl or morpholino; wherein R<sup>21</sup> may be optionally substituted on carbon by one or more R<sup>24</sup>; and wherein said piperidinyl may be optionally substituted on nitrogen by a group selected from R<sup>25</sup>;


30 R<sup>24</sup> is methyl; and

R<sup>25</sup> is methyl or benzyloxycarbonyl.

R<sup>4</sup> is hydrogen, methyl, ethyl, 3-morpholinopropyl, cyclopropylmethyl, 2,2-dimethyl-1,3-dioxolan-4-ylmethyl, 2,3-dihydroxypropyl or 2-hydroxyethyl.

$R^4$  is selected from hydrogen, methyl, 1-methylpiperidin-3-ylmethyl, cyclopropylmethyl, 2,2-dimethyl-1,3-dioxolan-4-ylmethyl, piperidin-4-ylmethyl, 1-benzyloxycarbonylpiperidin-4-ylmethyl, ethyl, 2-hydroxyethyl, 3-aminopropyl, 3-(*t*-butoxycarbonylamino)propyl, 3-morpholinopropyl, 2,3-dihydroxypropyl and  
 5 cyclopropyl.

the bond “” between the  $-NR^5$ - and  $-CR^3$ - of formula (I) is a single bond wherein  $R^5$  is as defined above.

the bond “” between the  $-NR^5$ - and  $-CR^3$ - of formula (I) is a double bond wherein  $R^5$  is absent.

10 Therefore in a further aspect of the invention there is provided a compound of formula (I) (as depicted above) wherein:

Ring A is carbocyclyl or heterocyclyl;

$R^1$  is a substituent on carbon and is selected from halo, hydroxy,  $C_{1-6}$ alkyl,  $C_{1-6}$ alkoxy or  $C_{1-6}$ alkoxycarbonyl; wherein  $R^1$  may be optionally substituted on carbon by one or more  
 15  $R^9$ ;

$n$  is selected from 1-2; wherein the values of  $R^1$  may be the same or different;


$R^2$  is selected from hydrogen;

$R^3$  is hydrogen or  $C_{1-6}$ alkyl;

$R^4$  is selected from hydrogen or  $C_{1-6}$ alkyl; wherein  $R^4$  may be optionally substituted on  
 20 carbon by one or more  $R^{21}$ ;

X is  $NR^{15}$  or O;

one of A, E, G and J is C which is attached to X of formula (I); the other three are all  $CR^{16}$  or two are  $CR^{16}$  and one is N;

the bond “” between the  $-NR^5$ - and  $-CR^3$ - of formula (I) is a double bond wherein  
 25  $R^5$  is absent;

$R^9$  is selected from halo, cyano,  $N,N$ -( $C_{1-6}$ alkyl)<sub>2</sub>amino or heterocyclyl- $R^{23}$ -;

$R^{15}$  is selected from hydrogen or  $C_{1-6}$ alkyl; wherein  $R^{15}$  may be optionally substituted on carbon by one or more  $R^{21}$ ;


$R^{21}$  is selected from hydroxy, carbocyclyl- $R^{22}$ - or heterocyclyl- $R^{23}$ -; wherein  $R^{21}$  may  
 30 be optionally substituted on carbon by one or more  $R^{24}$ ;

$R^{22}$  and  $R^{23}$  are a direct bond;

$R^{24}$  is methyl;

or a pharmaceutically acceptable salt thereof.

Therefore in a further aspect of the invention there is provided a compound of formula (I) (as depicted above) wherein:

- Ring A is carbocyclyl or heterocyclyl;
  - 5  $R^1$  is a substituent on carbon and is selected from halo, hydroxy,  $C_{1-6}$ alkyl,  $C_{1-6}$ alkoxy or  $C_{1-6}$ alkoxycarbonyl; wherein  $R^1$  may be optionally substituted on carbon by one or more  $R^9$ ;
  - $n$  is selected from 1-2; wherein the values of  $R^1$  may be the same or different;
  - $R^2$  is selected from hydrogen;
  - 10  $R^3$  is hydrogen or  $C_{1-6}$ alkyl;
  - $R^4$  is selected from hydrogen or  $C_{1-6}$ alkyl; wherein  $R^4$  may be optionally substituted on carbon by one or more  $R^{21}$ ;
  - X is  $NR^{15}$  or O;
  - one of A, E, G and J is C which is attached to X of formula (I); the other three are all
  - 15  $CR^{16}$  or two are  $CR^{16}$  and one is N;
  - the bond “” between the  $-NR^5-$  and  $-CR^3-$  of formula (I) is a double bond wherein  $R^5$  is absent;
  - $R^9$  is selected from halo, cyano,  $N,N$ -( $C_{1-6}$ alkyl)<sub>2</sub>amino or heterocyclyl- $R^{23}-$ ;
  - $R^{15}$  is selected from hydrogen or  $C_{1-6}$ alkyl; wherein  $R^{15}$  may be optionally substituted
  - 20 on carbon by one or more  $R^{21}$ ;
  - $R^{16}$  is hydrogen;
  - $R^{21}$  is selected from hydroxy, carbocyclyl- $R^{22}-$  or heterocyclyl- $R^{23}-$ ; wherein  $R^{21}$  may be optionally substituted on carbon by one or more  $R^{24}$ ;
  - $R^{22}$  and  $R^{23}$  are a direct bond;
  - 25  $R^{24}$  is methyl;
- or a pharmaceutically acceptable salt thereof.

Therefore in a further aspect of the invention there is provided a compound of formula (I) (as depicted above) wherein:

- Ring A carbocyclyl or heterocyclyl; wherein if said heterocyclyl contains an -NH-
- 30 moiety that nitrogen may be optionally substituted by a group selected from  $R^6$ ;
- $R^1$  is a substituent on carbon and is selected from halo, hydroxy, cyano, sulphamoyl,  $C_{1-6}$ alkyl,  $C_{2-6}$ alkenyl,  $C_{2-6}$ alkynyl,  $C_{1-6}$ alkoxy,  $N,N$ -( $C_{1-6}$ alkyl)<sub>2</sub>carbamoyl,  $C_{1-6}$ alkylS(O)<sub>a</sub> wherein a is 0 to 2,  $C_{1-6}$ alkoxycarbonyl,  $N$ -( $C_{1-6}$ alkyl)sulphamoyl,

*N,N*-(C<sub>1-6</sub>alkyl)<sub>2</sub>sulphamoyl, *N*-(C<sub>1-6</sub>alkyl)-*N*-(C<sub>1-6</sub>alkoxy)sulphamoyl, carbocyclyl-R<sup>7</sup>- or heterocyclyl-R<sup>8</sup>-; wherein R<sup>1</sup> may be optionally substituted on carbon by one or more R<sup>9</sup>; and wherein if said heterocyclyl contains an -NH- moiety that nitrogen may be optionally substituted by a group selected from R<sup>10</sup>;

5 n is selected from 0-2; wherein the values of R<sup>1</sup> may be the same or different;


R<sup>2</sup> is hydrogen;

X is NR<sup>15</sup> or O;

one of A, E, G and J is C which is attached to X of formula (I); the other three are all CR<sup>16</sup> or two are CR<sup>16</sup> and one is N;

10 R<sup>3</sup> is selected from hydrogen, C<sub>1-6</sub>alkyl, *N*-(C<sub>1-6</sub>alkyl)amino, *N,N*-(C<sub>1-6</sub>alkyl)<sub>2</sub>amino or C<sub>1-6</sub>alkylS(O)<sub>a</sub> wherein a is 0; wherein R<sup>3</sup> may be optionally substituted on carbon by one or more R<sup>19</sup>;

R<sup>4</sup> is selected from hydrogen, C<sub>1-6</sub>alkyl or carbocyclyl; wherein R<sup>4</sup> may be optionally substituted on carbon by one or more R<sup>21</sup>;

15 the bond “” between the -NR<sup>5</sup>- and -CR<sup>3</sup>- of formula (I) is a double bond wherein R<sup>5</sup> is absent;

R<sup>6</sup> is C<sub>1-6</sub>alkyl;

R<sup>9</sup> is selected from halo, cyano, hydroxy, carboxy, C<sub>1-6</sub>alkyl, C<sub>1-6</sub>alkoxy, *N,N*-(C<sub>1-6</sub>alkyl)<sub>2</sub>amino, *N*-(C<sub>1-6</sub>alkyl)carbamoyl, *N,N*-(C<sub>1-6</sub>alkyl)<sub>2</sub>carbamoyl, C<sub>1-6</sub>alkylS(O)<sub>a</sub>

20 wherein a is 0 to 2, carbocyclyl-R<sup>22</sup>- or heterocyclyl-R<sup>23</sup>-; wherein R<sup>9</sup> may be optionally substituted on carbon by one or more R<sup>24</sup>; and wherein if said heterocyclyl contains an -NH- moiety that nitrogen may be optionally substituted by a group selected from R<sup>25</sup>;

R<sup>7</sup>, R<sup>8</sup>, R<sup>22</sup> and R<sup>23</sup> are independently selected from a direct bond, -O-, -N(R<sup>26</sup>)-, -C(O)-, -S(O)<sub>s</sub>- or -N(R<sup>30</sup>)SO<sub>2</sub>-; wherein R<sup>26</sup> and R<sup>30</sup> are independently selected from

25 hydrogen or C<sub>1-6</sub>alkoxycarbonyl; and s is 2;

R<sup>10</sup> and R<sup>25</sup> are independently selected from C<sub>1-6</sub>alkyl or benzyloxycarbonyl;

R<sup>15</sup> is selected from hydrogen or C<sub>1-6</sub>alkyl; wherein R<sup>15</sup> may be optionally substituted on carbon by one or more R<sup>21</sup>;

R<sup>16</sup> is hydrogen;

30 R<sup>19</sup> is hydroxy;

R<sup>21</sup> is selected from hydroxy, amino, C<sub>1-6</sub>alkoxycarbonylamino, carbocyclyl-R<sup>22</sup>- or heterocyclyl-R<sup>23</sup>-; wherein R<sup>21</sup> may be optionally substituted on carbon by one or more R<sup>24</sup>;

and wherein if said heterocyclyl contains an -NH- moiety that nitrogen may be optionally substituted by a group selected from R<sup>25</sup>; and

R<sup>24</sup> is hydroxy or methyl;

or a pharmaceutically acceptable salt thereof.

5 Therefore in a further aspect of the invention there is provided a compound of formula (I) (as depicted above) wherein:

Ring A is phenyl, thienyl, pyridyl or thiazolyl;

R<sup>1</sup> is a substituent on carbon and is selected from 1-methyl-1-cyanoethyl, trifluoromethyl, chloro, methoxycarbonyl, 2-dimethylaminoethoxy, methoxy, hydroxy and

10 2-pyrrolidin-1-ylethoxy;

n is selected from 1-2; wherein the values of R<sup>1</sup> may be the same or different;


R<sup>2</sup> is hydrogen;

X is NR<sup>15</sup> or O;

one of A, E, G and J is C which is attached to X of formula (I); the other three are all  
15 CR<sup>16</sup> or two are CR<sup>16</sup> and one is N;

R<sup>3</sup> is hydrogen or methyl;

R<sup>4</sup> is hydrogen, methyl, ethyl, 3-morpholinopropyl, cyclopropylmethyl, 2,2-dimethyl-1,3-dioxolan-4-ylmethyl, 2,3-dihydroxypropyl or 2-hydroxyethyl; and

the bond “” between the -NR<sup>5</sup>- and -CR<sup>3</sup>- of formula (I) is a double bond wherein  
20 R<sup>5</sup> is absent;

R<sup>15</sup> is selected from hydrogen, methyl or cyclopropylmethyl;

or a pharmaceutically acceptable salt thereof.

Therefore in a further aspect of the invention there is provided a compound of formula (I) (as depicted above) wherein:

25 Ring A is phenyl, thienyl, pyridyl or thiazolyl;

R<sup>1</sup> is a substituent on carbon and is selected from 1-methyl-1-cyanoethyl, trifluoromethyl, chloro, methoxycarbonyl, 2-dimethylaminoethoxy, methoxy, hydroxy and 2-pyrrolidin-1-ylethoxy;

n is selected from 1-2; wherein the values of R<sup>1</sup> may be the same or different;


30 R<sup>2</sup> is hydrogen;

X is NR<sup>15</sup> or O;

one of A, E, G and J is C which is attached to X of formula (I); the other three are all CR<sup>16</sup> or two are CR<sup>16</sup> and one is N;

R<sup>3</sup> is hydrogen or methyl;

R<sup>4</sup> is hydrogen, methyl, ethyl, 3-morpholinopropyl, cyclopropylmethyl, 2,2-dimethyl-1,3-dioxolan-4-ylmethyl, 2,3-dihydroxypropyl or 2-hydroxyethyl;

the bond “” between the -NR<sup>5</sup>- and -CR<sup>3</sup>- of formula (I) is a double bond wherein

5 R<sup>5</sup> is absent;

R<sup>15</sup> is selected from hydrogen, methyl or cyclopropylmethyl;

R<sup>16</sup> is hydrogen;

or a pharmaceutically acceptable salt thereof.

Therefore in a further aspect of the invention there is provided a compound of formula

10 (I) (as depicted above) wherein:

Ring A is phenyl, thien-2-yl, thien-3-yl, pyrid-2-yl, pyrid-3-yl, pyrid-4-yl, thiazol-4-yl, isoxazol-3-yl, 1,3-benzodioxol-5-yl, fur-2-yl, 1-methylpyrazol-3-yl, 1-methylpyrazol-5-yl, 1-*t*-butylpyrazol-5-yl, indol-5-yl, indol-6-yl, 2,3-dihydrobenzofuran-7-yl, imidazo[1,2-*a*]pyridin-2-yl or pyrimidin-4-yl;

15 R<sup>1</sup> is a substituent on carbon and is selected from fluoro, chloro, bromo, hydroxy, cyano, sulphamoyl, methyl, trifluoromethyl, cyclopropylaminomethyl, methylthiomethyl, mesylmethyl, dimethylaminomethyl, 1-(cyclopropyl)-1-hydroxymethyl,

*N*-cyclopropyl-*N*-(*t*-butoxycarbonyl)aminomethyl, 1-methylpiperazin-4-ylmethyl,

1-hydroxy-1-cyclopropylethyl, 1-methyl-1-cyanoethyl, 2-methoxy-1,1-dimethylethyl,

20 1-carboxy-1-methylethyl, 1,1-difluoroethyl, 2-(dimethylamino)-1,1-dimethyl-2-oxoethyl, 3-(dimethylamino)propyl, 1,1-dimethylpropyl, *t*-butyl, methoxy,

*N*-methylcarbamoylmethoxy, 2-(dimethylamino)ethoxy, 2-(pyrrolidin-1-yl)ethoxy,

2-(methoxy)ethoxy, 2-(1-methylpyrrolidin-2-yl)ethoxy, 2-(piperidin-1-yl)ethoxy,

2-(azepan-1-yl)ethoxy, 2-(morpholino)ethoxy, 3-(1-methylpiperazin-4-yl)propoxy,

25 methoxycarbonyl, morpholinocarbonyl, *N,N*-dimethylsulphamoyl,

*N*-(2,3-dihydroxypropyl)-*N*-methylsulphamoyl, *N*-(methyl)-*N*-(methoxy)sulphamoyl,

1-methylpiperidin-4-yloxy, *N,N*-dimethylcarbamoyl, cyclopropyl, piperidin-1-yl, morpholino,

1-cyclopropylethenyl, 3-(4-methylpiperazin-1-yl)prop-1-yn-1-yl, 3,3-dimethylbut-1-yn-1-yl,

cyclopropylethynyl, 3-hydroxy-3-methylbut-1-yn-1-yl, 1,1-dimethylprop-2-yn-1-yl,

30 3-(dimethylamino)prop-1-yn-1-yl, mesyl, cyclopropylaminosulphonyl,

azetidin-1-ylsulphonyl, morpholinosulphonyl, tetrahydrofuran-2-ylmethylaminosulphonyl,

2-(hydroxymethyl)piperidin-1-ylsulphonyl, 3-(hydroxymethyl)piperidin-1-ylsulphonyl or

4-(hydroxymethyl)piperidin-1-ylsulphonyl;

- 19 -

n is selected from 0-2; wherein the values of R<sup>1</sup> may be the same or different;


R<sup>2</sup> is hydrogen;

X is NR<sup>15</sup> or O;

one of A, E, G and J is C which is attached to X of formula (I); the other three are all  
5 CR<sup>16</sup> or two are CR<sup>16</sup> and one is N;

R<sup>3</sup> is selected from hydrogen, methyl, *N*-(2-hydroxyethyl)amino, *N,N*-dimethylamino  
or methylthio;

R<sup>4</sup> is selected from hydrogen, methyl, 1-methylpiperidin-3-ylmethyl,  
cyclopropylmethyl, 2,2-dimethyl-1,3-dioxolan-4-ylmethyl, piperidin-4-ylmethyl,  
10 1-benzyloxycarbonylpiperidin-4-ylmethyl, ethyl, 2-hydroxyethyl, 3-aminopropyl,  
3-(*t*-butoxycarbonylamino)propyl, 3-morpholinopropyl, 2,3-dihydroxypropyl and  
cyclopropyl;

the bond “” between the -NR<sup>5</sup>- and -CR<sup>3</sup>- of formula (I) is a double bond wherein  
R<sup>5</sup> is absent; and

15 R<sup>15</sup> is selected from hydrogen, methyl or cyclopropylmethyl;

R<sup>16</sup> is hydrogen;

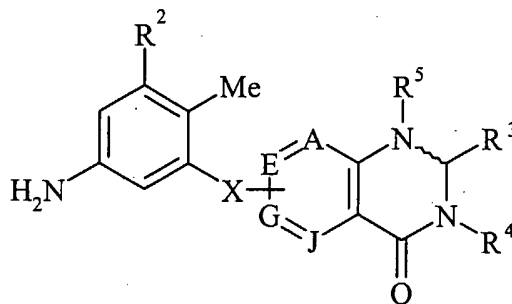
or a pharmaceutically acceptable salt thereof.

In another aspect of the invention, preferred compounds of the invention are any one  
of Examples 1, 55, 69, 80, 85, 90, 95, 100, 103 or 111 or a pharmaceutically acceptable salt  
20 thereof.

In another aspect of the invention, preferred compounds of the invention are any one  
of the Examples or a pharmaceutically acceptable salt thereof.

Another aspect of the present invention provides a process for preparing a compound  
of formula (I) or a pharmaceutically acceptable salt thereof which process (wherein variable  
25 are, unless otherwise specified, as defined in formula (I)) comprises of:

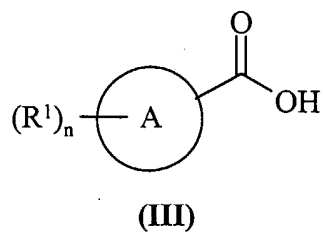
*Process a)* reacting an amine of the formula (II)



(II)

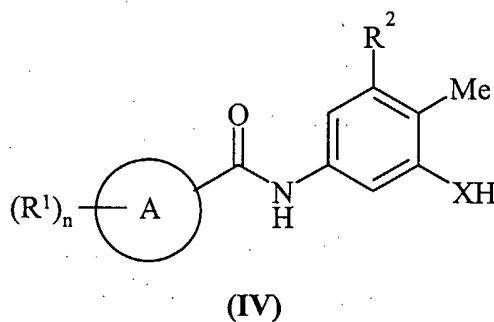
- 20 -

with an acid of formula (III):

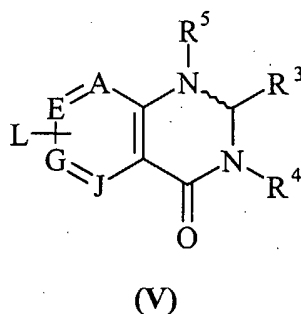


or an activated acid derivative thereof;

5 *Process b*) reacting a compound of formula (IV):



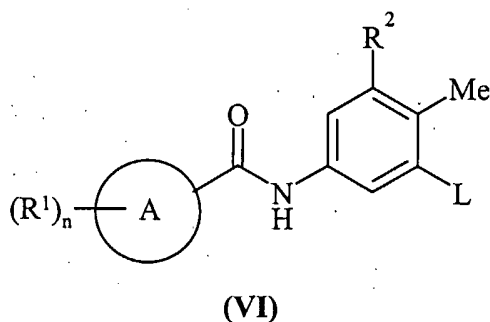
with an compound of formula (V):



10

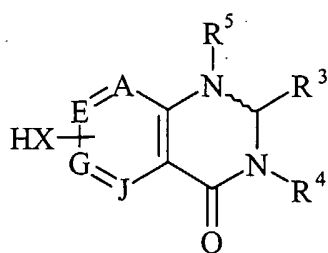
wherein L is a displaceable group;

*Process c*) reacting a compound of formula (VI) wherein L is a displaceable group:



15 wherein L is a displaceable group; with an compound of formula (VII):

- 21 -



(VII)

*Process d)* for compounds of formula (I) wherein R<sup>4</sup> is not hydrogen; reacting a compound of formula (I) wherein R<sup>4</sup> is hydrogen with a compound of formula (VIII):

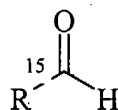


(VIII)

wherein L is a displaceable group and R<sup>4</sup> is not hydrogen;

*Process e)* for compounds of formula (I) wherein X is NR<sup>15</sup> and R<sup>15</sup> is -CH<sub>2</sub>-C<sub>2-6</sub>alkyl optionally substituted on carbon by one or more R<sup>21</sup>; reacting a compound of formula (I)

10 wherein X is NR<sup>15</sup> and R<sup>15</sup> is hydrogen with a compound of formula (IX):



(IX)

wherein R<sup>15</sup> is C<sub>1-5</sub>alkyl optionally substituted on carbon by one or more R<sup>21</sup>;

*Process f)* for compounds of formula (I) wherein X is NR<sup>15</sup> and R<sup>15</sup> is not hydrogen; reacting  
15 a compound of formula (I) wherein X is NR<sup>15</sup> and R<sup>15</sup> is hydrogen with a compound of formula (X):



(X)

wherein L is a displaceable group and R<sup>15</sup> is not hydrogen;

20 and thereafter if necessary:

- i) converting a compound of the formula (I) into another compound of the formula (I);
- ii) removing any protecting groups;
- iii) forming a pharmaceutically acceptable salt.

L is a displaceable group, suitable values for L are for example, a halo for example a  
25 chloro or bromo.

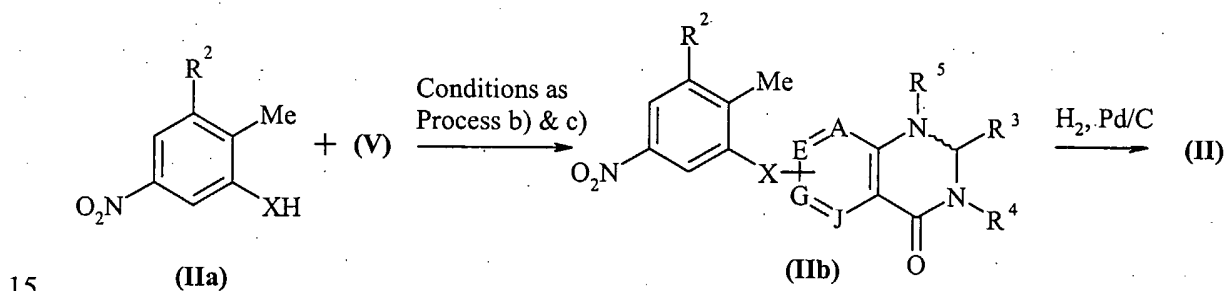
Specific reaction conditions for the above reactions are as follows.

*Process a)* Amines of formula (II) and acids of formula (III) may be coupled together in the presence of a suitable coupling reagent. Standard peptide coupling reagents known in the

art can be employed as suitable coupling reagents, or for example carbonyldiimidazole and dicyclohexyl-carbodiimide, optionally in the presence of a catalyst such as dimethylaminopyridine or 4-pyrrolidinopyridine, optionally in the presence of a base for example triethylamine, pyridine, or 2,6-di-*alkyl*-pyridines such as 2,6-lutidine or 2,6-di-*tert*-butylpyridine. Suitable solvents include dimethylacetamide, dichloromethane, benzene, tetrahydrofuran and dimethylformamide. The coupling reaction may conveniently be performed at a temperature in the range of -40 to 40°C.

Suitable activated acid derivatives include acid halides, for example acid chlorides, and active esters, for example pentafluorophenyl esters. The reaction of these types of compounds with amines is well known in the art, for example they may be reacted in the presence of a base, such as those described above, and in a suitable solvent, such as those described above. The reaction may conveniently be performed at a temperature in the range of -40 to 40°C.

Amines of formula (II) may be prepared according to *Scheme 1*:

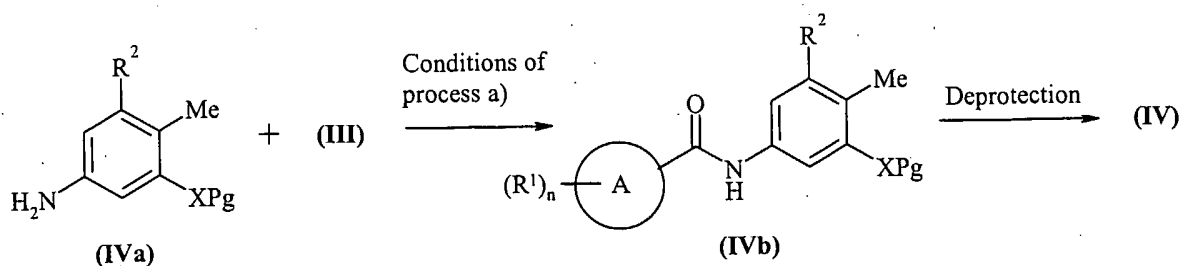


*Scheme 1*

Compounds of formula (IIa) and (III) are commercially available compounds, or they are known in the literature or they may be prepared by standard processes known in the art.

*Process b) and Process c)* Compounds of formula (IV) and (V) and compounds of formula (VI) and (VII) can be reacted together by coupling chemistry utilizing an appropriate catalyst and ligand such as Pd<sub>2</sub>(dba)<sub>3</sub> and BINAP respectively and a suitable base such as sodium *tert*-butoxide. The reaction usually requires thermal conditions often in the range of 80 °C to 100 °C.

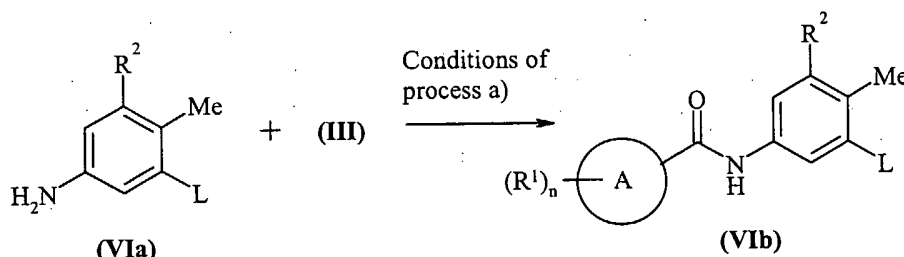
Compounds of formula (IV) may be prepared according to *Scheme 2*:



Scheme 2

wherein Pg is a suitable protecting group.

Compounds of formula (VI) may be prepared according to Scheme 3:



5

Scheme 3

wherein Pg is a suitable protecting group.

Compounds of formula (IVa), (V), (VIa) and (VII) are commercially available compounds, or they are known in the literature or they may be prepared by standard processes known in the art.

*Process d)* Compounds of formula (I) and (VIII) can be reacted together in solvents such as DMF or  $\text{CH}_3\text{CN}$  in the presence of a base such as  $\text{K}_2\text{CO}_3$  or  $\text{Cs}_2\text{CO}_3$ . The reaction usually requires thermal conditions in the range of  $50\text{ }^\circ\text{C}$  to  $100\text{ }^\circ\text{C}$ .

Compounds of formula (VIII) are commercially available compounds, or they are known in the literature or they may be prepared by standard processes known in the art.

*Process e)* Compounds of formula (I) and (IX) can be reacted by standard reductive amination chemistry utilizing an appropriate solvent such as THF, dichloroethane or  $\text{CH}_3\text{CN}$ , in a pH range of 6-8 using a reducing agent such as sodium triacetoxyborohydride or sodium cyanoborohydride. The reaction is typically accomplished at  $25\text{ }^\circ\text{C}$ . This reaction can also be achieved by utilizing formic acid. The reaction usually requires thermal conditions such as  $70\text{ }^\circ\text{C}$ .

Compounds of formula (IX) are commercially available compounds, or they are known in the literature or they may be prepared by standard processes known in the art.

*Process f)* Compounds of formula (I) and (X) can be reacted together in various solvents such as DMF or CH<sub>3</sub>CN in the presence of a base such as K<sub>2</sub>CO<sub>3</sub> or Cs<sub>2</sub>CO<sub>3</sub>. The reaction usually requires thermal conditions in the range of 50 °C to 100 °C.

Compounds of formula (X) are commercially available compounds, or they are known  
5 in the literature or they may be prepared by standard processes known in the art.

It will be appreciated that certain of the various ring substituents in the compounds of the present invention may be introduced by standard aromatic substitution reactions or generated by conventional functional group modifications either prior to or immediately following the processes mentioned above, and as such are included in the process aspect of  
10 the invention. Such reactions and modifications include, for example, introduction of a substituent by means of an aromatic substitution reaction, reduction of substituents, alkylation of substituents and oxidation of substituents. The reagents and reaction conditions for such procedures are well known in the chemical art. Particular examples of aromatic substitution reactions include the introduction of a nitro group using concentrated nitric acid, the  
15 introduction of an acyl group using, for example, an acyl halide and Lewis acid (such as aluminium trichloride) under Friedel Crafts conditions; the introduction of an alkyl group using an alkyl halide and Lewis acid (such as aluminium trichloride) under Friedel Crafts conditions; and the introduction of a halogeno group. Particular examples of modifications include the reduction of a nitro group to an amino group by for example, catalytic  
20 hydrogenation with a nickel catalyst or treatment with iron in the presence of hydrochloric acid with heating; oxidation of alkylthio to alkylsulphinyl or alkylsulphonyl.

It will also be appreciated that in some of the reactions mentioned herein it may be necessary/desirable to protect any sensitive groups in the compounds. The instances where protection is necessary or desirable and suitable methods for protection are known to those  
25 skilled in the art. Conventional protecting groups may be used in accordance with standard practice (for illustration see T.W. Green, Protective Groups in Organic Synthesis, John Wiley and Sons, 1991). Thus, if reactants include groups such as amino, carboxy or hydroxy it may be desirable to protect the group in some of the reactions mentioned herein.

A suitable protecting group for an amino or alkylamino group is, for example, an acyl  
30 group, for example an alkanoyl group such as acetyl, an alkoxy carbonyl group, for example a methoxycarbonyl, ethoxycarbonyl or *t*-butoxycarbonyl group, an arylmethoxycarbonyl group, for example benzyloxycarbonyl, or an aroyl group, for example benzoyl. The deprotection conditions for the above protecting groups necessarily vary with the choice of protecting

group. Thus, for example, an acyl group such as an alkanoyl or alkoxy carbonyl group or an aroyl group may be removed for example, by hydrolysis with a suitable base such as an alkali metal hydroxide, for example lithium or sodium hydroxide. Alternatively an acyl group such as a *t*-butoxycarbonyl group may be removed, for example, by treatment with a suitable acid  
5 as hydrochloric, sulphuric or phosphoric acid or trifluoroacetic acid and an arylmethoxycarbonyl group such as a benzyloxycarbonyl group may be removed, for example, by hydrogenation over a catalyst such as palladium-on-carbon, or by treatment with a Lewis acid for example boron tris(trifluoroacetate). A suitable alternative protecting group for a primary amino group is, for example, a phthaloyl group which may be removed by  
10 treatment with an alkylamine, for example dimethylaminopropylamine, or with hydrazine.

A suitable protecting group for a hydroxy group is, for example, an acyl group, for example an alkanoyl group such as acetyl, an aroyl group, for example benzoyl, or an arylmethyl group, for example benzyl. The deprotection conditions for the above protecting groups will necessarily vary with the choice of protecting group. Thus, for example, an acyl  
15 group such as an alkanoyl or an aroyl group may be removed, for example, by hydrolysis with a suitable base such as an alkali metal hydroxide, for example lithium or sodium hydroxide. Alternatively an arylmethyl group such as a benzyl group may be removed, for example, by hydrogenation over a catalyst such as palladium-on-carbon.

A suitable protecting group for a carboxy group is, for example, an esterifying group,  
20 for example a methyl or an ethyl group which may be removed, for example, by hydrolysis with a base such as sodium hydroxide, or for example a *t*-butyl group which may be removed, for example, by treatment with an acid, for example an organic acid such as trifluoroacetic acid, or for example a benzyl group which may be removed, for example, by hydrogenation over a catalyst such as palladium-on-carbon.

25 The protecting groups may be removed at any convenient stage in the synthesis using conventional techniques well known in the chemical art.

As stated hereinbefore the compounds defined in the present invention possesses anti-cancer activity which is believed to arise from the B-Raf inhibitory activity of the compound. These properties may be assessed, for example, using the procedure set out  
30 below:-

#### **B-Raf in vitro ELISA assay**

Activity of human recombinant, purified wild type His-B-Raf protein kinase was determined in vitro using an enzyme-linked immunosorbent assay (ELISA) assay format,

which measures phosphorylation of the B-Raf substrate, human recombinant, purified His-derived (detagged) MEK1. The reaction utilized 2.5nM B-Raf, 0.15 $\mu$ M MEK1 and 10 $\mu$ M adenosine triphosphate (ATP) in 40mM *N*-(2-hydroxyethyl)piperazine-*N'*-(2-ethanesulfonic acid hemisodium salt (HEPES), 5mM 1,4-dithio-DL-threitol (DTT), 10mM MgCl<sub>2</sub>, 1mM ethylenediaminetetraacetic acid (EDTA) and 0.2M NaCl (1x HEPES buffer), with or without compound at various concentrations, in a total reaction volume of 25 $\mu$ l in 384 well plates. B-Raf and compound were preincubated in 1x HEPES buffer for 1 hour at 25 °C. Reactions were initiated with addition of MEK1 and ATP in 1x HEPES buffer and incubated at 25 °C for 50 minutes and reactions stopped by addition of 10 $\mu$ l 175mM EDTA (final concentration 50mM) in 1 x HEPES buffer. 5 $\mu$ l of the assay mix was then diluted 1:20 into 50mM EDTA in 1 x HEPES buffer, transferred to 384 well black high protein binding plates and incubated for 12 h at 4 °C. Plates were washed in tris buffered saline containing 0.1% Tween20 (TBST), blocked with 50 $\mu$ l Superblock (Pierce) for 1 hour at 25 °C , washed in TBST, incubated with 50 $\mu$ l rabbit polyclonal anti-phospho-MEK antibody (Cell Signaling) diluted 1:1000 in TBS for 2 h at 25 °C , washed with TBST, incubated with 50 $\mu$ l goat anti-rabbit horseradish peroxidase -linked antibody (Cell Signaling) diluted 1:2000 in TBS for 1 hour at 25 °C and washed with TBST. 50 $\mu$ l of fluorogenic peroxidase substrate (Quantablu - Pierce) was added and following incubation for 45-60 mins, 50 $\mu$ l QuantabluSTOP (Pierce) was added. Blue fluorescent product was detected at excitation 325 nm and emission 420 nm using a TECAN Ultra plate reader. Data was graphed and IC<sub>50</sub>s calculated using Excel Fit (Microsoft).

When tested in the above *in vitro* assay, the compounds of the present invention exhibited activity less than 30  $\mu$ M. For example the following results were obtained:

Example No	IC <sub>50</sub> ( $\mu$ M)
4	0.186
7	0.347
33	1.93

According to a further aspect of the invention there is provided a pharmaceutical composition which comprises a compound of the formula (I), or a pharmaceutically acceptable salt thereof, as defined hereinbefore, in association with a pharmaceutically-acceptable diluent or carrier.

The composition may be in a form suitable for oral administration, for example as a tablet or capsule, for parenteral injection (including intravenous, subcutaneous, intramuscular,

intravascular or infusion) as a sterile solution, suspension or emulsion, for topical administration as an ointment or cream or for rectal administration as a suppository.

In general the above compositions may be prepared in a conventional manner using conventional excipients.

5           The compound of formula (I) will normally be administered to a warm-blooded animal at a unit dose within the range 1-1000 mg/kg, and this normally provides a therapeutically-effective dose. Preferably a daily dose in the range of 10-100 mg/kg is employed. However the daily dose will necessarily be varied depending upon the host treated, the particular route of administration, and the severity of the illness being treated.

10          Accordingly the optimum dosage may be determined by the practitioner who is treating any particular patient.

          According to a further aspect of the present invention there is provided a compound of the formula (I), or a pharmaceutically acceptable salt thereof, as defined hereinbefore for use in a method of treatment of the human or animal body by therapy.

15           We have found that the compounds defined in the present invention, or a pharmaceutically acceptable salt thereof, are effective anti-cancer agents which property is believed to arise from their B-Raf inhibitory properties. Accordingly the compounds of the present invention are expected to be useful in the treatment of diseases or medical conditions mediated alone or in part by B-Raf, i.e. the compounds may be used to produce a B-Raf  
20          inhibitory effect in a warm-blooded animal in need of such treatment.

          Thus the compounds of the present invention provide a method for treating cancer characterised by inhibition of B-Raf, i.e. the compounds may be used to produce an anti-cancer effect mediated alone or in part by the inhibition of B-Raf.

          Such a compound of the invention is expected to possess a wide range of anti-cancer  
25          properties as activating mutations in B-Raf have been observed in many human cancers, including but not limited to, melanoma, papillary thyroid tumours, cholangiocarcinomas, colon, ovarian and lung cancers. Thus it is expected that a compound of the invention will possess anti-cancer activity against these cancers. It is in addition expected that a compound of the present invention will possess activity against a range of leukaemias, lymphoid  
30          malignancies and solid tumours such as carcinomas and sarcomas in tissues such as the liver, kidney, bladder, prostate, breast and pancreas. In particular such compounds of the invention are expected to slow advantageously the growth of primary and recurrent solid tumours of, for example, the skin, colon, thyroid, lungs and ovaries. More particularly such compounds of the

invention, or a pharmaceutically acceptable salt thereof, are expected to inhibit the growth of those primary and recurrent solid tumours which are associated with B-Raf, especially those tumours which are significantly dependent on B-Raf for their growth and spread, including for example, certain tumours of the skin, colon, thyroid, lungs and ovaries. Particularly the  
5 compounds of the present invention are useful in the treatment of melanomas.

Thus according to this aspect of the invention there is provided a compound of the formula (I), or a pharmaceutically acceptable salt thereof, as defined hereinbefore for use as a medicament.

According to a further aspect of the invention there is provided the use of a compound  
10 of the formula (I), or a pharmaceutically acceptable salt thereof, as defined hereinbefore in the manufacture of a medicament for use in the production of a B-Raf inhibitory effect in a warm-blooded animal such as man.

According to this aspect of the invention there is provided the use of a compound of the formula (I), or a pharmaceutically acceptable salt thereof, as defined hereinbefore in the  
15 manufacture of a medicament for use in the production of an anti-cancer effect in a warm-blooded animal such as man.

According to a further feature of the invention, there is provided the use of a compound of the formula (I), or a pharmaceutically acceptable salt thereof, as defined hereinbefore in the manufacture of a medicament for use in the treatment of melanoma, papillary  
20 thyroid tumours, cholangiocarcinomas, colon cancer, ovarian cancer, lung cancer, leukaemias, lymphoid malignancies, carcinomas and sarcomas in the liver, kidney, bladder, prostate, breast and pancreas, and primary and recurrent solid tumours of the skin, colon, thyroid, lungs and ovaries.

According to a further aspect of the invention there is provided the use of a compound  
25 of the formula (I), or a pharmaceutically acceptable salt thereof, as defined hereinbefore in the production of a B-Raf inhibitory effect in a warm-blooded animal such as man.

According to this aspect of the invention there is provided the use of a compound of the formula (I), or a pharmaceutically acceptable salt thereof, as defined hereinbefore in the production of an anti-cancer effect in a warm-blooded animal such as man.

30 According to a further feature of the invention, there is provided the use of a compound of the formula (I), or a pharmaceutically acceptable salt thereof, as defined hereinbefore in the treatment of melanoma, papillary thyroid tumours, cholangiocarcinomas, colon cancer, ovarian cancer, lung cancer, leukaemias, lymphoid malignancies, carcinomas and

sarcomas in the liver, kidney, bladder, prostate, breast and pancreas, and primary and recurrent solid tumours of the skin, colon, thyroid, lungs and ovaries.

According to a further feature of this aspect of the invention there is provided a method for producing a B-Raf inhibitory effect in a warm-blooded animal, such as man, in need of such treatment which comprises administering to said animal an effective amount of a compound of formula (I), or a pharmaceutically acceptable salt thereof, as defined above.

According to a further feature of this aspect of the invention there is provided a method for producing an anti-cancer effect in a warm-blooded animal, such as man, in need of such treatment which comprises administering to said animal an effective amount of a compound of formula (I), or a pharmaceutically acceptable salt thereof, as defined above.

According to an additional feature of this aspect of the invention there is provided a method of treating melanoma, papillary thyroid tumours, cholangiocarcinomas, colon cancer, ovarian cancer, lung cancer, leukaemias, lymphoid malignancies, carcinomas and sarcomas in the liver, kidney, bladder, prostate, breast and pancreas, and primary and recurrent solid tumours of the skin, colon, thyroid, lungs and ovaries, in a warm-blooded animal, such as man, in need of such treatment which comprises administering to said animal an effective amount of a compound of formula (I) or a pharmaceutically acceptable salt thereof as defined herein before.

In a further aspect of the invention there is provided a pharmaceutical composition which comprises a compound of the formula (I), or a pharmaceutically acceptable salt thereof, as defined herein before in association with a pharmaceutically-acceptable diluent or carrier for use in the production of a B-Raf inhibitory effect in a warm-blooded animal such as man.

In a further aspect of the invention there is provided a pharmaceutical composition which comprises a compound of the formula (I), or a pharmaceutically acceptable salt thereof, as defined herein before in association with a pharmaceutically-acceptable diluent or carrier for use in the production of an anti-cancer effect in a warm-blooded animal such as man.

In a further aspect of the invention there is provided a pharmaceutical composition which comprises a compound of the formula (I), or a pharmaceutically acceptable salt thereof, as defined herein before in association with a pharmaceutically-acceptable diluent or carrier for use in the treatment of melanoma, papillary thyroid tumours, cholangiocarcinomas, colon cancer, ovarian cancer, lung cancer, leukaemias, lymphoid malignancies, carcinomas and sarcomas in the liver, kidney, bladder, prostate, breast and pancreas, and primary and

recurrent solid tumours of the skin, colon, thyroid, lungs and ovaries in a warm-blooded animal such as man.

The B-Raf inhibitory treatment defined hereinbefore may be applied as a sole therapy or may involve, in addition to the compound of the invention, conventional surgery or  
5 radiotherapy or chemotherapy. Such chemotherapy may include one or more of the following categories of anti-tumour agents :-

- (i) antiproliferative/antineoplastic drugs and combinations thereof, as used in medical oncology, such as alkylating agents (for example cis-platin, carboplatin, cyclophosphamide, nitrogen mustard, melphalan, chlorambucil, busulphan and nitrosoureas); antimetabolites (for  
10 example antifolates such as fluoropyrimidines like 5-fluorouracil and tegafur, raltitrexed, methotrexate, cytosine arabinoside and hydroxyurea; antitumour antibiotics (for example anthracyclines like adriamycin, bleomycin, doxorubicin, daunomycin, epirubicin, idarubicin, mitomycin-C, dactinomycin and mithramycin); antimitotic agents (for example vinca alkaloids like vincristine, vinblastine, vindesine and vinorelbine and taxoids like taxol and  
15 taxotere); and topoisomerase inhibitors (for example epipodophyllotoxins like etoposide and teniposide, amsacrine, topotecan and camptothecin);
- (ii) cytostatic agents such as antioestrogens (for example tamoxifen, toremifene, raloxifene, droloxifene and iodoxyfene), oestrogen receptor down regulators (for example fulvestrant), antiandrogens (for example bicalutamide, flutamide, nilutamide and cyproterone  
20 acetate), LHRH antagonists or LHRH agonists (for example goserelin, leuprorelin and buserelin), progestogens (for example megestrol acetate), aromatase inhibitors (for example as anastrozole, letrozole, vorazole and exemestane) and inhibitors of 5 $\alpha$ -reductase such as finasteride;
- (iii) Agents which inhibit cancer cell invasion (for example metalloproteinase inhibitors  
25 like marimastat and inhibitors of urokinase plasminogen activator receptor function);
- (iv) inhibitors of growth factor function, for example such inhibitors include growth factor antibodies, growth factor receptor antibodies (for example the anti-erbb2 antibody trastuzumab [Herceptin<sup>TM</sup>] and the anti-erbb1 antibody cetuximab [C225]), farnesyl transferase inhibitors, MEK inhibitors, tyrosine kinase inhibitors and serine/threonine kinase  
30 inhibitors, for example inhibitors of the epidermal growth factor family (for example EGFR family tyrosine kinase inhibitors such as *N*-(3-chloro-4-fluorophenyl)-7-methoxy-6-(3-morpholinopropoxy)quinazolin-4-amine (gefitinib, AZD1839), *N*-(3-ethynylphenyl)-6,7-bis(2-methoxyethoxy)quinazolin-4-amine (erlotinib, OSI-774) and 6-acrylamido-*N*-(3-chloro-

4-fluorophenyl)-7-(3-morpholinopropoxy)quinazolin-4-amine (CI 1033)), for example inhibitors of the platelet-derived growth factor family and for example inhibitors of the hepatocyte growth factor family;

- (v) antiangiogenic agents such as those which inhibit the effects of vascular endothelial growth factor, (for example the anti-vascular endothelial cell growth factor antibody bevacizumab [Avastin™], compounds such as those disclosed in International Patent Applications WO 97/22596, WO 97/30035, WO 97/32856 and WO 98/13354) and compounds that work by other mechanisms (for example linomide, inhibitors of integrin  $\alpha v \beta 3$  function and angiostatin);
- 10 (vi) vascular damaging agents such as Combretastatin A4 and compounds disclosed in International Patent Applications WO 99/02166, WO00/40529, WO 00/41669, WO01/92224, WO02/04434 and WO02/08213;
- (vii) antisense therapies, for example those which are directed to the targets listed above, such as ISIS 2503, an anti-ras antisense;
- 15 (viii) gene therapy approaches, including for example approaches to replace aberrant genes such as aberrant p53 or aberrant BRCA1 or BRCA2, GDEPT (gene-directed enzyme pro-drug therapy) approaches such as those using cytosine deaminase, thymidine kinase or a bacterial nitroreductase enzyme and approaches to increase patient tolerance to chemotherapy or radiotherapy such as multi-drug resistance gene therapy;
- 20 (ix) immunotherapy approaches, including for example ex-vivo and in-vivo approaches to increase the immunogenicity of patient tumour cells, such as transfection with cytokines such as interleukin 2, interleukin 4 or granulocyte-macrophage colony stimulating factor, approaches to decrease T-cell anergy, approaches using transfected immune cells such as cytokine-transfected dendritic cells, approaches using cytokine-transfected tumour cell lines
- 25 and approaches using anti-idiotypic antibodies;
- (x) cell cycle inhibitors including for example CDK inhibitors (eg flavopiridol) and other inhibitors of cell cycle checkpoints (eg checkpoint kinase); inhibitors of aurora kinase and other kinases involved in mitosis and cytokinesis regulation (eg mitotic kinesins); and histone deacetylase inhibitors; and
- 30 (xi) endothelin antagonists, including endothelin A antagonists, endothelin B antagonists and endothelin A and B antagonists; for example ZD4054 and ZD1611 (WO 96 40681), atrasentan and YM598.

Such conjoint treatment may be achieved by way of the simultaneous, sequential or

separate dosing of the individual components of the treatment. Such combination products employ the compounds of this invention within the dosage range described hereinbefore and the other pharmaceutically-active agent within its approved dosage range.

In addition to their use in therapeutic medicine, the compounds of formula (I) and  
5 their pharmaceutically acceptable salts are also useful as pharmacological tools in the development and standardisation of *in vitro* and *in vivo* test systems for the evaluation of the effects of inhibitors of B-Raf in laboratory animals such as cats, dogs, rabbits, monkeys, rats and mice, as part of the search for new therapeutic agents.

In the above other pharmaceutical composition, process, method, use and medicament  
10 manufacture features, the alternative and preferred embodiments of the compounds of the invention described herein also apply.

### Examples

The invention will now be illustrated by the following non limiting examples in which, unless stated otherwise:

- 15 (i) temperatures are given in degrees Celsius ( $^{\circ}\text{C}$ ); operations were carried out at room or ambient temperature, that is, at a temperature in the range of 18-25 $^{\circ}\text{C}$ ;
- (ii) organic solutions were dried over anhydrous sodium sulphate; evaporation of solvent was carried out using a rotary evaporator under reduced pressure (600-4000 Pascals; 4.5-30mmHg) with a bath temperature of up to 60  $^{\circ}\text{C}$ ;
- 20 (iii) in general, the course of reactions was followed by TLC and reaction times are given for illustration only;
- (iv) final products had satisfactory proton nuclear magnetic resonance (NMR) spectra and/or mass spectral data;
- (v) yields are given for illustration only and are not necessarily those which can be obtained  
25 by diligent process development; preparations were repeated if more material was required;
- (vi) when given, NMR data is in the form of delta values for major diagnostic protons, given in parts per million (ppm) relative to tetramethylsilane (TMS) as an internal standard, determined at 400 MHz using perdeuterio dimethyl sulphoxide (DMSO- $\text{d}_6$ ) as solvent unless otherwise indicated;
- 30 (vii) chemical symbols have their usual meanings; SI units and symbols are used;
- (viii) solvent ratios are given in volume:volume (v/v) terms; and
- (ix) mass spectra were run with an electron energy of 70 electron volts in the chemical ionization (CI) mode using a direct exposure probe; where indicated ionization was effected

by electron impact (EI), fast atom bombardment (FAB) or electrospray (ESP); values for  $m/z$  are given; generally, only ions which indicate the parent mass are reported; and unless otherwise stated, the mass ion quoted is  $(MH)^+$ ;

(x) where a synthesis is described as being analogous to that described in a previous example  
5 the amounts used are the millimolar ratio equivalents to those used in the previous example;

(xi) the following abbreviations have been used:

	HATU	<i>O</i> -(7-azabenzotriazol-1-yl)- <i>N,N,N',N'</i> -tetramethyluronium hexafluorophosphate;
	THF	tetrahydrofuran;
10	DMF	<i>N,N</i> -dimethylformamide;
	EtOAc	ethyl acetate;
	$Pd_2(dba)_3$	tris(dibenzylideneacetone)dipalladium (0);
	BINAP	(+/-)-2,2'-bis(diphenylphosphino)-1,1'-binaphthyl;
	EDCI	1-(3-dimethylaminopropyl)-3-ethylcarbodiimide hydrochloride;
15	HOBt	hydroxybenzotriazole;
	TFA	trifluoroacetic acid;
	DeoxoFluor <sup>TM</sup>	1,1'-[(trifluoro- $\lambda^4$ -sulfanyl)imino]bis(2-methoxyethane);
	DCM	dichloromethane; and
	DMSO	dimethylsulphoxide;

20 (xii) "ISCO" refers to normal phase flash column chromatography using 12g and 40g pre-packed silica gel cartridges used according to the manufacturers instruction obtained from ISCO, Inc, 4700 superior street Lincoln, NE, USA.;

(xiii) "Reverse phase Gilson" or "Gilson HPLC" refers to a YMC-AQC18 reverse phase HPLC Column with dimension 20mm/100 and 50mm/250 in water/acetonitrile with 0.1%

25 TFA as mobile phase, obtained from Waters Corporation 34, Maple street, Milford MA, USA; and

(xiv) Parr Hydrogenator or Parr shaker type hydrogenators are systems for treating chemicals with hydrogen in the presence of a catalyst at pressures up to 5 atmospheres (60 psig) and temperatures to 80 °C.

**Example 1****3-(1-Cyano-1-methylethyl)-N-{4-methyl-3-[(3-methyl-4-oxo-3,4-dihydroquinazolin-6-yl)amino]phenyl}benzamide**

A stirred mixture of *N*-(3-amino-4-methylphenyl)-3-(1-cyano-1-methylethyl)benzamide (Method 87; 100 mg, 0.341 mmol), 6-bromo-3-methylquinazolin-4(3*H*)-one (Method 104; 82 mg, 0.341 mmol), sodium *tert*-butoxide (99 mg, 1.03 mmol), BINAP (21 mg, 0.034 mmol) in toluene (2 ml) was treated with Pd<sub>2</sub>(dba)<sub>3</sub> (16 mg, 0.017 mmol). The reaction mixture was heated to 80 °C for 12 h. The reaction was then quenched with 10% NaOH(aq) and extracted with EtOAc. The organics were dried with NaCl(sat) and then Na<sub>2</sub>SO<sub>4</sub>(s) and removed under reduced pressure. The resulting solid was purified by column chromatography utilizing an ISCO system (10% MeOH in EtOAc) to give 91 mg (59%) of a light yellow solid. NMR: 10.28 (s, 1H), 8.57 (s, 1H), 8.00 (s, 1H), 7.90 (d, 1H), 7.78 (s, 1H), 7.72 (d, 2H), 7.44 (m, 3H), 7.25 (d, 1H), 3.46 (s, 3H), 2.17 (s, 3H), 1.72 (s, 6H); *m/z* 452.

15

**Examples 2-29**

The following compounds were prepared by the procedure of Example 2, using the indicated starting materials.

Ex	Compound	NMR	<i>m/z</i>	SM
2	3-(1-Cyano-1-methylethyl)- <i>N</i> -{4-methyl-3-[(3-methyl-4-oxo-3,4-dihydroquinazolin-7-yl)amino]phenyl}benzamide	10.29 (s, 1H), 8.34 (s, 1H), 8.20 (s, 1H), 8.02 (s, 1H), 7.93 (m, 2H), 7.80 (s, 1H), 7.74 (d, 1H), 7.59 (m, 1H), 7.51 (s, 1H), 7.29 (d, 1H), 7.05 (s, 1H), 6.79 (s, 1H), 3.42 (s, 3H), 2.19 (s, 3H), 1.74 (s, 6H)	452	Method 87 and Method 105
3	3-(1-Cyano-1-methylethyl)- <i>N</i> -{4-methyl-3-[(4-oxo-3,4-dihydroquinazolin-6-yl)amino]phenyl}benzamide	10.23 (s, 1H), 8.03 (m, 2H), 7.99 (m, 1H), 7.89 (d, 1H), 7.74 (s, 1H), 7.72 (d, 1H), 7.56 (m, 2H), 7.43 (m, 2H), 7.38 (d, 1H), 7.23 (d, 1H), 2.19 (s, 3H), 1.74 (s, 6H)	438	Method 87 and Method 106

Ex	Compound	NMR	m/z	SM
4	3-(1-Cyano-1-methyl ethyl)- <i>N</i> -{4-methyl-3-[(2-methyl-4-oxo-3,4-dihydroquinazolin-6-yl)amino]phenyl} benzamide	11.94 (s, 1H), 10.21 (s, 1H), 7.99 (s, 1H), 7.88 (d, 1H), 7.84 (s, 1H), 7.71 (m, 2H), 7.56 (t, 1H), 7.40 (m, 4H), 7.21 (d, 1H), 3.46 (s, 3H), 2.17 (s, 3H), 1.72 (s, 6H)	452	Method 87 and Method 107
5	<i>N</i> -{4-Methyl-3-[(3-methyl-4-oxo-3,4-dihydroquinazolin-6-yl)amino]phenyl}-3-(trifluoromethyl) benzamide	10.37 (s, 1H), 8.23 (m, 2H), 8.14 (s, 1H), 7.99 (s, 1H), 7.94 (d, 1H), 7.75 (m, 2H), 7.54 (d, 1H), 7.43 (m, 3H), 7.24 (d, 1H), 3.44 (s, 3H), 2.18 (s, 3H)	453	Method 88 and Method 104
6	4-Chloro- <i>N</i> -{4-methyl-3-[(3-methyl-4-oxo-3,4-dihydroquinazolin-6-yl)amino]phenyl}-3-(trifluoromethyl) benzamide	10.43 (s, 1H), 8.33 (s, 1H), 8.21 (d, 1H), 8.14 (s, 1H), 7.99 (s, 1H), 7.89 (d, 1H), 7.72 (s, 1H), 7.54 (d, 1H), 7.43 (m, 3H), 7.24 (d, 1H), 3.44 (s, 3H), 2.18 (s, 3H)	488	Method 89 and Method 104
7	3-(1-Cyano-1-methyl ethyl)- <i>N</i> -(4-methyl-3-[[3-(3-morpholin-4-ylpropyl)-4-oxo-3,4-dihydroquinazolin-6-yl]amino]phenyl) benzamide	10.23 (s, 1H), 8.14 (s, 1H), 7.98 (m, 2H), 7.89 (d, 1H), 7.72 (m, 2H), 7.55 (m, 2H), 7.42 (m, 3H), 7.23 (d, 1H), 3.95 (t, 2H), 3.47 (t, 4H), 2.27 (m, 6H), 2.17 (s, 3H), 1.82 (m, 2H), 1.72 (s, 6H)	565	Method 87 and Method 116
8	3-(1-Cyano-1-methyl ethyl)- <i>N</i> -{3-[(3-ethyl-4-oxo-3,4-dihydroquinazolin-6-yl)amino]-4-methylphenyl} benzamide	10.22 (s, 1H), 8.16 (s, 1H), 7.98 (m, 2H), 7.89 (d, 1H), 7.72 (m, 2H), 7.55 (m, 2H), 7.42 (m, 3H), 7.23 (d, 1H), 3.95 (q, 2H), 2.17 (s, 3H), 1.72 (s, 6H), 1.24 (t, 3H)	466	Method 87 and Method 117

Ex	Compound	NMR	m/z	SM
9	3-(1-Cyano-1-methylethyl)- <i>N</i> -(3-{{3-(cyclopropylmethyl)-4-oxo-3,4-dihydroquinazolin-6-yl}amino}-4-methylphenyl)benzamide	10.23 (s, 1H), 8.18 (s, 1H), 7.99 (s, 2H), 7.89 (d, 1H), 7.72 (m, 2H), 7.55 (m, 2H), 7.42 (m, 3H), 7.23 (d, 1H), 3.78 (d, 2H), 2.17 (s, 3H), 1.72 (s, 6H), 1.22 (m, 1H), 0.46 (m, 2H), 0.39 (m, 2H)	492	Method 87 and Method 118
10	3-(1-Cyano-1-methylethyl)- <i>N</i> -{4-methyl-3-[(3-methyl-4-oxo-3,4-dihydropyrido[3,4- <i>d</i> ]pyrimidin-6-yl)amino]phenyl}benzamide	10.28 (m, 1H), 8.66 (s, 1H), 8.15 (s, 1H), 8.02 (s, 1H), 7.93 (m, 2H), 7.74 (d, 1H), 7.61 (m, 2H), 7.50 (m, 1H), 7.25 (d, 1H), 7.16 (s, 1H), 2.20 (s, 3H), 2.08 (s, 3H), 1.75 (s, 6H)	453	Method 87 and Method 108
11	3-(1-Cyano-1-methylethyl)-5-[2-(dimethylamino)ethoxy]- <i>N</i> -{4-methyl-3-[(3-methyl-4-oxo-3,4-dihydroquinazolin-6-yl)amino]phenyl}benzamide	10.25 (s, 1H), 10.00 (s, br, 1H), 8.30 (s, br, 1H), 8.05 (s, br, 1H), 7.75 (s, 1H), 7.65 (s, 1H), 7.50 (m, 2H), 7.37 (m, 3H), 7.20 (m, 2H), 4.40 (t, 2H), 3.50 (t, 2H), 3.44 (s, 3H), 2.85 (s, 6H), 2.15 (s, 3H), 1.70 (s, 6H)	538	Method 90 and Method 104
12	3-(Cyano-dimethylmethyl)-5-methoxy- <i>N</i> -[4-methyl-3-(3-methyl-4-oxo-3,4-dihydroquinazolin-6-ylamino)-phenyl]-benzamide	10.30 (s, 1H), 8.39 (s, 1H), 8.20 (s, br, 1H), 7.90 (s, 1H), 7.65 (m, 2H), 7.52 (m, 4H), 7.35 (m, 2H), 4.05 (s, 3H), 3.55 (s, 3H), 2.35 (s, 3H), 1.90 (s, 6H)	481	Method 91 and Method 104

Ex	Compound	NMR	m/z	SM
13	5-(1-Cyano-1-methyl ethyl)- <i>N</i> -{4-methyl-3-[(3-methyl-4-oxo-3,4-dihydroquinazolin-6-yl)amino]phenyl} thiophene-2-carboxamide	10.17 (s, 1H), 8.14 (s, 1H), 7.98 (s, 1H), 7.88 (d, 1H), 7.68 (d, 1H), 7.54 (d, 1H), 7.43 (s, 2H), 7.39 (dd, 1H), 7.28 (d, 1H), 7.22 (d, 1H), 3.45 (s, 3H), 2.16 (s, 3H), 1.77 (s, 6H)	458	Method 92 and Method 104
14	6-(1-Cyano-1-methyl ethyl)- <i>N</i> -{4-methyl-3-[(3-methyl-4-oxo-3,4-dihydroquinazolin-6-yl)amino]phenyl} pyridine-2-carboxamide	10.22 (s, 1H), 8.16 (m, 1H), 8.11 (d, 1H), 8.05 (m, 2H), 7.84 (d, 1H), 7.82 (d, 1H), 7.54 (d, 1H), 7.40 (m, 3H), 7.28 (d, 1H), 3.43 (s, 3H), 2.17 (s, 3H), 1.79 (s, 6H)	453	Method 94 and Method 104
15	4-(1-Cyano-1-methylethyl)- <i>N</i> -{4-methyl-3-[(3-methyl-4-oxo-3,4-dihydroquinazolin-6-yl)amino]phenyl} thiophene-2-carboxamide	10.20 (s, 1H), 8.22 (s, 1H), 8.14 (d, 1H), 8.01 (s, 1H), 7.82 (d, 1H), 7.69 (d, 1H), 7.57 (d, 1H), 7.44 (s, 1H), 7.38 (m, 2H), 7.24 (s, 1H) 3.45 (s, 3H), 2.17 (s, 3H), 1.69 (s, 6H)	458	Method 93 and Method 104
16	4-Chloro-3-(1-cyano-1-methylethyl)- <i>N</i> -{4-methyl-3-[(3-methyl-4-oxo-3,4-dihydroquinazolin-6-yl)amino]phenyl} benzamide	10.24 (s, 1H), 8.11 (s, 1H), 7.91 (m, 3H), 7.65 (d, 2H), 7.48 (dd, 1H), 7.37 (s, 2H), 7.34 (m, 1H), 7.17 (d, 1H), 3.39 (s, 3H), 2.12 (s, 3H), 1.78 (s, 6H)	486	Method 95 and Method 104
17	3-(1-Cyano-1-methyl ethyl)- <i>N</i> -[3-({3-[(2,2-dimethyl-1,3-dioxolan-4-yl)methyl]-4-oxo-3,4-dihydroquinazolin-6-yl}amino)-4-methylphenyl] benzamide	10.22 (s, 1H), 8.06 (s, 1H), 8.00 (m, 2H), 7.89 (d, 1H), 7.72 (m, 2H), 7.55 (m, 2H), 7.44 (m, 3H), 7.23 (d, 1H), 4.37 (m, 1H), 4.15 (dd, 1H), 4.00 (m, 2H), 3.70 (dd, 1H), 2.17 (s, 3H), 1.72 (s, 6H), 1.31 (s, 3H), 1.21 (s, 3H)	552	Method 87 and Method 124

Ex	Compound	NMR	m/z	SM
18	3-(Cyano-dimethyl-methyl)-5-methyl carbamoylmethoxy- <i>N</i> -[4-methyl-3-(3-methyl-4-oxo-3,4-dihydro-quinazolin-6-ylamino)-phenyl]-benzamide	10.20 (s, 1H), 8.35 (s, 1H), 8.15 (s, br, 1H), 7.75 (s, 1H), 7.65 (s, 1H), 7.60 (d, 1H), 7.45 (m, 4H), 7.35 (s, 1H), 7.26 (d, 1H), 4.60 (s, 2H), 3.50 (s, 3H), 2.70 (d, 3H), 2.20 (s, 3H), 1.72 (s, 6H)	538	Method 96 and Method 104
19	3-(1-Cyano-1-methyl ethyl)- <i>N</i> -{4-methyl-3-[(3-methyl-4-oxo-3,4-dihydroquinazolin-6-yl)amino]phenyl}-5-(2-morpholin-4-ylethoxy) benzamide	11.25 (s, 1H), 10.40 (s, 1H), 8.70 (s, 1H), 8.30 (s, br, 1H), 7.85 (s, 1H), 7.70 (m, 2H), 7.60 (s, 1H), 7.45 (m, 3H), 7.30 (m, 2H), 4.60 (m, 2H), 3.98 (m, 4H), 3.55 (m, 4H), 3.25 (m, 2H), 3.20 (s, 3H), 2.20 (s, 3H), 1.75 (s, 6H).	580	Method 97 and Method 104
20	3-(Cyano-dimethyl-methyl)- <i>N</i> -[4-methyl-(3-methyl-4-oxo-3,4-dihydro-quinazolin-6-ylamino)-phenyl]-5-(2-piperidin-1-yl-ethoxy)-benzamide	10.10 (s, 1H), 6.30 (s, br, 1H), 8.10 (s, 1H), 7.90 (s, br, 1H), 7.60 (s, 1H), 7.55 (s, 1H), 7.45 (d, 1H), 7.40 (s, 1H), 7.30 (m, 3H), 7.15 (m, 2H), 4.30 (m, 2H), 3.40 (m, 4H), 3.30 (s, 3H), 2.90 (m, 2H), 2.10 (s, 3H), 1.70 (m, 2H), 1.60 (m, 9H), 1.30 (m, 1H).	578	Method 98 and Method 104
21	3-(Cyano-dimethyl-methyl)- <i>N</i> -[4-methyl-3-(3-methyl-4-oxo-3,4-dihydro-quinazolin-6-ylamino)-phenyl]-5-[3-(4-methyl-piperazin-1-yl)-propoxy]-benzamide	10.25 (s, 1H), 8.30 (s, 1H), 8.06 (s, br, 1H), 7.80 (s, 1H), 7.62 (s, 1H), 7.56 (d, 1H), 7.40 (m, 4H), 7.20 (m, 2H), 4.20 (m, 2H), 3.30 (m, 6H), 3.20 (s, 3H), 2.85 (s, 3H), 2.45 (m, 4H), 2.20 (m, 5H), 1.75 (s, 6H).	607	Method 99 and Method 104

Ex	Compound	NMR	m/z	SM
22	3-(Cyano-dimethyl-methyl)- <i>N</i> -[4-methyl-3-(3-methyl-4-oxo-3,4-dihydro-quinazolin-6-ylamino)-phenyl]-5-[2-(1-methyl-pyrrolidin-2-yl)-ethoxy]-benzamide	10.05 (s, 1H), 8.30 (s, 1H), 7.50 (s, 1H), 7.40 (m, 2H), 7.25 (m, 4H), 7.00 (m, 2H), 3.25 (m, 7H), 2.80 (m, 2H), 2.60 (s, 3H), 2.10 (m, 1H), 2.00 (s, 3H), 1.70 (m, 2H), 1.50 (m, 8H)	578	Method 100 and Method 104
23	3-(2-Azepan-1-yl-ethoxy)-5-(cyano-dimethyl-methyl)- <i>N</i> -[4-methyl-3-(3-methyl-4-oxo-3,4-dihydro-quinazolin-6-ylamino)-phenyl]-benzamide	10.35 (m, 2H), 8.45 (s, 1H), 8.20 (s, br, 1H), 7.80 (s, 1H), 7.75 (s, 1H), 7.65 (m, 2H), 7.50 (m, 3H), 7.35 (m, 2H), 4.55 (t, 2H), 3.50 (m, 2H), 3.45 (s, 3H), 3.29 (m, 4H), 2.25 (s, 3H), 1.60-1.90 (m, 14H)	592	Method 101 and Method 104
24	3-(Cyano-dimethyl-methyl)-5-(2-methoxy-ethoxy)- <i>N</i> -[4-methyl-3-(3-methyl-4-oxo-3,4-dihydro-quinazolin-6-ylamino)-phenyl]-benzamide	10.20 (s, 1H), 8.37 (s, 1H), 8.15 (s, br, 1H), 7.82 (s, 1H), 7.65 (m, 2H), 7.50 (m, 4H), 7.30 (m, 2H), 4.22 (t, 2H), 3.75 (t, 2H), 3.50 (s, 3H), 3.36 (s, 3H), 2.23 (s, 3H), 1.78 (s, 6H)	525	Method 102 and Method 104
25	3-(Cyano-dimethyl-methyl)- <i>N</i> -[4-methyl-3-(3-methyl-4-oxo-3,4-dihydro-quinazolin-6-ylamino)-phenyl]-5-(1-methyl-piperidin-4-yloxy)-benzamide	10.41-10.33 (m, 2h), 8.44 (s, 1H), 8.19 (s, br, 1H), 7.83 (s, 1H), 7.69-7.33 (m, 8H), 3.45 (s, 3H), 3.40-3.14 (m, 4H), 2.86 (m, 3h), 2.34-2.14 (m, 7H), 1.95 (m, 1H), 1.79 (s, 6H)	564	Method 103 and Method 104

Ex	Compound	NMR	m/z	SM
26	<i>tert</i> -Butyl {3-[6-[(5-[[3-(1-cyano-1-methylethyl)benzoyl]amino}-2-methylphenyl)amino]-4-oxoquinazolin-3(4 <i>H</i> )-yl]propyl} carbamate		595	Method 87 and Method 123
27	3-(1-Cyano-1-methylethyl)- <i>N</i> -[4-methyl-3-({3-[(1-methylpiperidin-3-yl)methyl]-4-oxo-3,4-dihydroquinazolin-6-yl}amino)phenyl]-benzamide	10.29 (s, 1H), 8.25 (m, 1H), 8.00 (m, 1H), 7.90 (d, 1H), 7.78 (m, 1H), 7.72 (d, 2H), 7.56 (m, 2H), 7.41 (m, 3H), 7.24 (d, 2H), 2.67 (m, 3H), 2.17 (s, 3H), 3.44 (s, 3H), 1.80 (m, 4H), 1.72 (s, 6H), 1.22 (m, 2H)	586	Method 87 and Method 121
28	Benzyl 4-{{6-[(5-[[3-(1-cyano-1-methylethyl)benzoyl]amino}-2-methylphenyl)amino]-4-oxoquinazolin-3(4 <i>H</i> )-yl]methyl}piperidine-1-carboxylate		669	Method 87 and Method 122
29	3-(1-Cyano-1-methylethyl)- <i>N</i> -{3-[(3-cyclopropyl-4-oxo-3,4-dihydroquinazolin-6-yl)amino]-4-methylphenyl}-benzamide	10.23 (s, 1H), 8.03 (m, 1H), 7.98 (m, 2H), 7.89 (d, 1H), 7.72 (m, 2H), 7.56 (t, 1H), 7.51 (d, 1H), 7.41 (m, 3H), 7.24 (d, 2H), 3.19 (m, 1H), 2.17 (s, 3H), 1.72 (s, 6H), 0.99 (m, 2H), 0.90 (m, 2H)	478	Method 87 and Method 110

**Example 30**

3-(1-Cyano-1-methylethyl)-*N*-(3-[[3-(2,3-dihydroxypropyl)-4-oxo-3,4-dihydroquinazolin-6-yl]amino]-4-methylphenyl)benzamide

- 5 A stirred mixture of 3-(1-cyano-1-methylethyl)-*N*-[3-({3-[(2,2-dimethyl-1,3-dioxolan-4-yl)methyl]-4-oxo-3,4-dihydroquinazolin-6-yl}amino)-4-methylphenyl]benzamide (Example

17; 129 mg, 0.440 mmol) in THF (3 ml) was treated with 3 M HCl (3 ml) at 25 °C for 30 min. The reaction mixture was quenched with 10% NaOH(aq) and extracted with EtOAc. The organics were dried with NaCl(sat) and then Na<sub>2</sub>SO<sub>4</sub>(s) and removed under reduced pressure to provide 107 mg (86%) of a white solid. NMR: 10.22 (s, 1H), 7.98 (m, 3H), 7.89 (d, 1H),  
5 7.72 (m, 2H), 7.55 (m, 2H), 7.43 (m, 3H), 7.23 (d, 1H), 4.99 (d, 1H), 4.72 (t, 1H), 4.23 (dd, 1H), 3.74 (m, 1H), 3.63 (dd, 1H), 3.38 (m, 2H), 2.17 (s, 3H), 1.72 (s, 6H); *m/z* 512.

### Example 31

3-(1-Cyano-1-methylethyl)-N-(3-{[3-(2-hydroxyethyl)-4-oxo-3,4-dihydroquinazolin-6-yl]amino}-4-methylphenyl)benzamide

A stirred mixture of *N*-(3-amino-4-methylphenyl)-3-(1-cyano-1-methylethyl)benzamide (Method 87, 129 mg, 0.440 mmol), 6-bromo-3-(2-{{*tert*-butyl(dimethyl)silyl]oxy}ethyl)quinazolin-4(3*H*)-one (Method 120; 150 mg, 0.441 mmol), sodium *tert*-butoxide (127 mg, 1.32 mmol), BINAP (27 mg, 0.044 mmol) in toluene (3 ml)  
15 was treated with Pd<sub>2</sub>(dba)<sub>3</sub> (20 mg, 0.022 mmol). The reaction mixture was heated to 80 °C for 12 h. The reaction was then quenched with 10% NaOH(aq) and extracted with EtOAc. The organics were dried with NaCl(sat) and then Na<sub>2</sub>SO<sub>4</sub>(s). The organics were removed under reduced pressure and the resulting solid was treated with 6 M HCl (5 ml) and stirred for 5 min at 25 °C. The reaction was then quenched with 10% NaOH(aq) and extracted with  
20 EtOAc. The organics were dried with NaCl(sat) and then Na<sub>2</sub>SO<sub>4</sub>(s) and removed under reduced pressure. The resulting solid was purified by column chromatography utilizing an ISCO system (10% MeOH in EtOAc) to give 125 mg (59%) of a light yellow solid. NMR: 10.23 (s, 1H), 8.03 (s, 1H), 7.98 (m, 2H), 7.89 (d, 1H), 7.72 (m, 2H), 7.55 (m, 2H), 7.42 (m, 3H), 7.23 (d, 1H), 4.91 (t, 1H), 3.97 (t, 2H), 3.62 (q, 2H), 2.17 (s, 3H), 1.72 (s, 6H); *m/z* 482.

25

### Example 32

3-(Cyano-dimethyl-methyl)-N-{4-methyl-3-[cyclopropylmethyl-(3-methyl-4-oxo-3,4-dihydro-quinazolin-6-yl)-amino]-phenyl}-benzamide

A solution of 3-(1-cyano-1-methylethyl)-*N*-(4-methyl-3-[(3-methyl-4-oxo-3,4-dihydroquinazolin-6-yl)amino]phenyl)benzamide (Example 1; 100 mg, 0.22 mmol) and 1 ml  
30 of cyclopropanecarbaldehyde in 1 ml of formic acid was stirred at 70 °C for 12 h. 6N HCl(aq) (5 ml) was then added to the mixture. The solution was extracted with ether. The pH of the aqueous layer was then adjusted to pH12 with 10% NaOH(aq) and extracted with DCM (3 ×

30 ml). The organics were removed under reduced pressure and the resulting solid was purified by column chromatography utilizing an ISCO system (DCM-methanol-ethylamine), then by Gilson (0.1% TFA in acetonitrile and water) to give 37 mg of light yellow solid (33.3%). NMR: 10.15 (s, 1H), 7.90 (s, 1H), 7.80 (s, 1H), 7.75 (d, 1H), 7.55 (m, 3H), 7.40 (t, 5 1H), 7.30 (d, 1H), 7.20 (d, 1H), 6.95 (d, 1H), 6.85 (d, 1H), 3.42 (d, 1H), 3.20 (s, 3H), 1.90 (s, 3H), 1.55 (s, 6H), 0.90 (m, 1H), 0.26 (m, 2H), 0.05 (m, 2H);  $m/z$  505.

### Example 33

The following compound was prepared by the procedure of Example 32, using 3-(1-  
10 cyano-1-methylethyl)-*N*-{4-methyl-3-[(3-methyl-4-oxo-3,4-dihydroquinazolin-6-yl)amino] phenyl}benzamide (Example 1) and the indicated starting material.

Ex.	Compound	NMR	$m/z$	SM
33	3-(Cyano-dimethyl-methyl)- <i>N</i> -{4-methyl-3-[methyl-(3-methyl-4-oxo-3,4-dihydro-quinazolin-6-yl)-amino]-phenyl}-benzamide	10.29 (s, 1H), 8.20 (s, 1H), 7.98 (s, 1H), 7.85 (d, 1H), 7.45-7.79 (m, 5H), 7.30 (s, 1h), 7.05 (s, 1H), 6.95 (d, 1H), 3.50 (s, 3H), 3.20 (s, 3H), 2.00 (s, 3H), 1.62 (s, 6H)	465	formalaldehyde

### Example 34

3-(1-Cyano-1-methylethyl)-5-hydroxy-*N*-{4-methyl-3-[(3-methyl-4-oxo-3,4-  
15 dihydroquinazolin-6-yl)amino]phenyl}benzamide

A solution of 3-(cyano-dimethyl-methyl)-5-methoxy-*N*-[4-methyl-3-(3-methyl-4-oxo-3,4-dihydro-quinazolin-6-ylamino)-phenyl]-benzamide (Example 12) in 1M BBr<sub>3</sub> in DCM was stirred at 25 °C for 4 h. Crushed ice was then added to the mixture slowly. The pH of the resulting solution was adjusted to pH12 with 1N NaOH(aq) and the organic layer was  
20 separated and discarded. The water layer was then acidified with 10% HCl(aq) to pH 6~7 and the fine dark red solid was collected by vacuum filtration. Purification utilizing a reverse phase Gilson (0.1% TFA in acetonitrile and water) provided 210 mg of light yellow solid (27% for two steps) as desired product. NMR:  $\delta$  10.10 (s, 1H), 9.95 (s, br, 1H), 8.20 (s, 1H), 8.00 (s, br, 1H), 7.70 (s, 1H), 7.50 (d, 1H), 7.36 9m, 4H), 7.20 (m, 2H), 7.05 (s, 1H), 3.45 (s,  
25 3H), 2.10 (s, 3H), 1.62 (s, 6H);  $m/z$  467.

**Example 35**3-(1-Cyano-1-methylethyl)-N-{4-methyl-3-[(3-methyl-4-oxo-3,4-dihydroquinazolin-6-yl)amino]phenyl}-5-(2-pyrrolidin-1-ylethoxy)benzamide

A suspension of 3-(1-cyano-1-methylethyl)-5-hydroxy-N-{4-methyl-3-[(3-methyl-4-oxo-3,4-dihydroquinazolin-6-yl)amino]phenyl}benzamide (Example 34; 120 mg, 0.257 mmol), 1-(2-chloro-ethyl)-pyrrolidine hydrochloride (52 mg, 0.308 mmol), K<sub>2</sub>CO<sub>3</sub> (355 mg, 2.57 mmol) and sodium iodide (4 mg, 0.0257 mmol) in acetone (10 ml) was heated to reflux for 4 h. The salt was removed by filtration and washed with acetone. The filtrate was concentrated under reduced pressure and the residue was purified by a Gilson HPLC (0.1% TFA in acetonitrile and water) to provide 55 mg of a light yellow solid (38%). NMR:  $\delta$  10.30 (s, 1H), 9.95 (s, br, 1H), 8.25 (s, 1H), 8.05 (s, br, 1H), 7.80 (s, 1H), 7.70 (s, 1H), 7.45 (m, 5H), 7.30 (m, 2H), 4.43 (m, 2H), 3.50 (m, 4H), 3.15 (m, 2H), 2.25 (s, 3H), 2.10 (m, 2H), 1.95 (m, 2H), 1.80 (s, 6H); *m/z* 564.

**Example 36**3-(1-Cyano-1-methylethyl)-N-{4-methyl-3-[(3-methyl-4-oxo-3,4-dihydroquinazolin-6-yl)oxy]phenyl}benzamide

A solution of 6-(5-amino-2-methylphenoxy)-3-methylquinazolin-4(3*H*)-one (Method 109; 150 mg, 0.471 mmol), 3-(1-cyano-1-methylethyl)benzoic acid (Method 40; 89 mg, 0.471 mmol) and diisopropylethylamine (246  $\mu$ L, 1.41 mmol, 3.0 equiv) in 2 ml of DMF was treated with HATU (215 mg, 0.565 mmol, 1.2 equiv). The reaction stirred at 50 °C for 12 h. The reaction was quenched with H<sub>2</sub>O and extracted with EtOAc. The organics were dried with NaCl(sat) and then Na<sub>2</sub>SO<sub>4</sub>(s) and removed under reduced pressure. The resulting solid was purified by column chromatography utilizing an ISCO system (EtOAc-hexane, 4:1) to give 114 mg of light yellow solid (45%). NMR: 10.34 (s, 1H), 8.30 (s, 1H), 7.97 (s, 1H), 7.88 (d, 1H), 7.73 (m, 2H), 7.56 (m, 4H), 7.36 (m, 2H), 3.45 (s, 3H), 2.14 (s, 3H), 1.71 (s, 6H); *m/z* 553.

**Examples 37-103**

The following compounds were prepared by the procedure of Example 36, using 6-(5-amino-2-methylphenoxy)-3-methylquinazolin-4(3*H*)-one (Method 109) or 6-[(5-amino-2-methylphenyl)amino]-3-methylquinazolin-4(3*H*)-one (Method 232) and the appropriate

starting materials. Compounds were purified by column chromatography using reverse or normal phase chromatography.

Ex.	Compound	NMR	m/z	SM
37	Methyl 3-[(4-methyl-3-[(3-methyl-4-oxo-3,4-dihydroquinazolin-6-yl)oxy]phenyl)amino]carbonyl]benzoate	10.49 (s, 1H), 8.47 (s, 1H), 8.31 (s, 1H), 8.16 (d, 1H), 8.14 (d, 1H), 7.75 (d, 1H), 7.66 (d, 1H), 7.61 (d, 1H), 7.55 (m, 2H), 7.35 (m, 2H), 3.88 (s, 3H), 3.45 (s, 3H), 2.14 (s, 3H)	444	Method 109 and 3-(methoxycarbonyl)benzoic acid
38	5-(1-Cyano-1-methylethyl)-N-{4-methyl-3-[(3-methyl-4-oxo-3,4-dihydroquinazolin-6-yl)oxy]phenyl}thiophene-2-carboxamide	10.30 (s, 1H), 8.31 (s, 1H), 8.20 (s, 1H), 7.88 (s, 1H), 7.72 (d, 1H), 7.56 (m, 2H), 7.49 (s, 1H), 7.35 (m, 1H), 7.26 (s, 1H), 3.45 (s, 3H), 2.13 (s, 3H), 1.76 (s, 6H)	459	Method 109 and Method 144
39	2-(1-Cyano-1-methylethyl)-N-{4-methyl-3-[(3-methyl-4-oxo-3,4-dihydroquinazolin-6-yl)oxy]phenyl}-1,3-thiazole-4-carboxamide	10.15 (s, 1H), 8.45 (s, 1H), 8.31 (s, 1H), 7.74 (d, 1H), 7.65 (dd, 1H), 7.58 (d, 1H), 7.54 (d, 1H), 7.38 (s, 1H), 7.34 (s, 1H), 3.45 (s, 3H), 2.14 (s, 3H), 1.87 (s, 6H)	460	Method 109 and Method 47
40	4-Chloro-N-{4-methyl-3-[(3-methyl-4-oxo-3,4-dihydroquinazolin-6-yl)oxy]phenyl}-3-(trifluoromethyl)benzamide	10.53 (s, 1H), 8.32 (m, 2H), 8.20 (d, 1H), 7.89 (d, 1H), 7.74 (d, 1H), 7.56 (m, 3H), 7.37 (m, 2H), 3.45 (s, 3H), 2.15 (s, 3H)	489	Method 109 and 4-chloro-3-(trifluoromethyl)benzoic acid
41	2-Chloro-N-{4-methyl-3-[(3-methyl-4-oxo-3,4-dihydroquinazolin-6-yl)amino]phenyl}-5-(trifluoromethyl)benzamide	10.48 (s, 1H), 8.02 - 8.15 (m, 4H), 7.94 (d, 1H), 7.75 (s, 1H), 7.50 - 7.56 (m, 1H), 7.40 - 7.47 (m, 3H), 7.24 (d, 1H), 3.43 (s, 3H), 2.17 (s, 3H)	487	Method 232 and 2-Chloro-5-(trifluoromethyl)benzoic acid

Ex.	Compound	NMR	m/z	SM
42	2-Fluoro- <i>N</i> -{4-methyl-3-[(3-methyl-4-oxo-3,4-dihydroquinazolin-6-yl)amino]phenyl}-5-(trifluoromethyl)benzamide	10.52 (s, 1H), 8.14 (s, 1H), 7.92 - 8.06 (m, 3H), 7.66 (s, 1H), 7.57 (d, 2H), 7.52 (s, 1H), 7.32 - 7.46 (m, 4H), 7.23 (d, 1H), 3.43 (s, 3H), 2.16 (s, 4H)	471	Method 232 and 2-Fluoro-5-(trifluoromethyl)benzoic acid
43	3-Fluoro- <i>N</i> -{4-methyl-3-[(3-methyl-4-oxo-3,4-dihydroquinazolin-6-yl)amino]phenyl}-5-(trifluoromethyl)benzamide	10.47 (s, 1H), 8.01 - 8.14 (m, 4H), 7.93 (d, 1H), 7.74 (s, 1H), 7.49 - 7.55 (m, 1H), 7.37 - 7.47 (m, 3H), 7.23 (d, 1H), 3.44 (s, 3H), 2.17 (s, 3H)	471	Method 232 and 3-Fluoro-5-(trifluoromethyl)benzoic acid
44	4-Fluoro- <i>N</i> -{4-methyl-3-[(3-methyl-4-oxo-3,4-dihydroquinazolin-6-yl)amino]phenyl}-3-(trifluoromethyl)benzamide	10.41 (s, 1H), 8.31 (s, 2H), 8.13 (s, 1H), 8.01 (s, 1H), 7.69 (s, 2H), 7.53 (s, 1H), 7.42 (s, 3H), 7.23 (s, 1H), 3.44 (s, 3H), 2.18 (s, 3H)	471	Method 232 and 4-Fluoro-3-(trifluoromethyl)benzoic acid
45	1-Methyl- <i>N</i> -{4-methyl-3-[(3-methyl-4-oxo-3,4-dihydroquinazolin-6-yl)amino]phenyl}-3-(trifluoromethyl)-1H-pyrazole-5-carboxamide	10.33 (s, 1H), 8.14 (s, 1H), 8.01 (s, 1H), 7.67 (s, 1H), 7.48 - 7.56 (m, 2H), 7.39 - 7.45 (m, 3H), 7.23 (d, 1H), 4.12 (s, 3H), 3.44 (s, 3H), 2.17 (s, 3H)	457	Method 232 and 1-Methyl-3-(trifluoromethyl)-1H-pyrazole-5-carboxylic acid

Ex.	Compound	NMR	m/z	SM
46	1-tert-Butyl-3-methyl- <i>N</i> -{4-methyl-3-[(3-methyl-4-oxo-3,4-dihydroquinazolin-6-yl)amino]phenyl}-1H-pyrazole-5-carboxamide	10.47 (s, 1H), 8.79 (s, 1H), 7.56 - 7.70 (m, 3H), 7.41 (dd, 1H), 7.26 - 7.35 (m, 2H), 7.17 (d, 1H), 3.45 (s, 3H), 2.10 (s, 3H), 2.08 (s, 3H), 1.50 (s, 9H)	445	Method 232 and 1-tert-Butyl-3-methyl-1H-pyrazole-5-carboxylic acid
47	tert-Butyl cyclopropyl[4-[(4-methyl-3-[(3-methyl-4-oxo-3,4-dihydroquinazolin-6-yl)amino]phenyl)amino)carbonyl]-2-(trifluoromethyl)benzyl] carbamate		622	Method 232 and Method 48
48	3-(3,3-Dimethylbut-1-yn-1-yl)- <i>N</i> -{4-methyl-3-[(3-methyl-4-oxo-3,4-dihydroquinazolin-6-yl)amino]phenyl} benzamide	10.22 (s, 1H), 8.16 (s, 1H), 7.95 (s, 1H), 7.88 (s, 1H), 7.83 (d, 1H), 7.74 (d, 1H), 7.55-7.38 (m, 6H), 7.20 (d, 1H), 3.44 (s, 3H), 2.16 (s, 3H), 1.19 (s, 9H)	465	Method 232 and Method 49
49	3-(3-Hydroxy-3-methylbut-1-yn-1-yl)- <i>N</i> -{4-methyl-3-[(3-methyl-4-oxo-3,4-dihydroquinazolin-6-yl)amino]phenyl} benzamide	10.20 (s, 1H), 8.15 (s, 1H), 7.96 (s, 1H), 7.88 (s, 1H), 7.85 (d, 1H), 7.73 (d, 1H), 7.55-7.50 (m, 3H), 7.48-7.38 (m, 3H), 7.20 (d, 1H), 3.43 (s, 3H), 2.16 (s, 3H), 1.49 (s, 6H)	467	Method 232 and Method 50

Ex.	Compound	NMR	m/z	SM
50	3-(Cyclopropylethynyl)- <i>N</i> -{4-methyl-3-[(3-methyl-4-oxo-3,4-dihydroquinazolin-6-yl)amino]phenyl} benzamide	10.19 (s, 1H), 8.14 (s, 1H), 7.98 (s, 1H), 7.90 (s, 1H), 7.83 (d, 1H), 7.75 (d, 1H), 7.55-7.39 (m, 6H), 7.20 (d, 1H), 3.44 (s, 3H), 2.16 (s, 3H), 1.58-1.51 (m, 1H), 0.92-0.87 (m, 2H), 0.77-0.73 (m, 2H)	449	Method 232 and Method 51
51	5-(1-Cyano-1-methylethyl)- <i>N</i> -{4-methyl-3-[(3-methyl-4-oxo-3,4-dihydroquinazolin-6-yl)amino]phenyl} nicotinamide	10.53 (s, 1H), 9.08 (d, 1H), 8.94 (d, 1H), 8.59 (s, 1H), 8.39 (t, 2H), 7.77 (d, 1H), 7.62 (d, 1H), 7.49-7.42 (m, 3H), 7.24 (d, 1H), 3.48 (s, 3H), 2.18 (s, 3H), 1.78 (s, 6H)	453	Method 232 and Method 55
52	<i>N</i> -{4-Methyl-3-[(3-methyl-4-oxo-3,4-dihydroquinazolin-6-yl)amino]phenyl}-5-morpholin-4-yl nicotinamide	10.24 (s, 1H), 8.48 (d, 1H), 8.44 (d, 1H), 8.14 (s, 1H), 7.98 (s, 1H), 7.73 (d, 1H), 7.68 (t, 1H), 7.54 (d, 1H), 7.43-7.39 (m, 3H), 7.22 (d, 1H), 3.77-3.73 (m, 4H), 3.44 (s, 3H), 3.25-3.22 (m, 4H), 2.17 (s, 3H)	471	Method 232 and Method 54
53	<i>N</i> -{4-Methyl-3-[(3-methyl-4-oxo-3,4-dihydroquinazolin-6-yl)amino]phenyl}-5-piperidin-1-yl nicotinamide	10.16 (s, 1H), 8.37-8.35 (m, 2H), 8.08 (s, 1H), 7.93 (s, 1H), 7.67 (d, 1H), 7.59 (t, 1H), 7.47 (d, 1H), 7.37-7.34 (m, 3H), 7.16 (d, 1H), 3.42 (s, 3H), 3.22-3.18 (m, 4H), 2.11 (s, 3H), 1.56-1.50 (m, 6H)	469	Method 232 and Method 52
54	<i>N</i> -{4-Methyl-3-[(3-methyl-4-oxo-3,4-dihydroquinazolin-6-yl)amino]phenyl}-3-piperidin-1-yl benzamide	10.05 (s, 1H), 8.13 (s, 1H), 7.97 (s, 1H), 7.75 (d, 1H), 7.53 (d, 1H), 7.43-7.38 (m, 4H), 7.28-7.19 (m, 3H), 7.11-7.09 (m, 1H), 3.44 (s, 3H), 3.22-3.17 (m, 4H), 2.16 (s, 3H), 1.60-1.50 (m, 6H)	469	Method 232 and Method 53

Ex.	Compound	NMR	m/z	SM
55	2-(1-Cyano-1-methylethyl)- <i>N</i> -{4-methyl-3-[(3-methyl-4-oxo-3,4-dihydroquinazolin-6-yl)amino]phenyl}isonicotinamide	10.46 (s, 1H), 8.77 (d, 1H), 8.14 (s, 1H), 8.00 (s, 1H), 7.95 (s, 1H), 7.82 (d, 1H), 7.72 (d, 1H), 7.54 (d, 1H), 7.44-7.40 (m, 3H), 7.25 (d, 1H), 3.44 (s, 3H), 2.18 (s, 3H), 1.74 (s, 6H)	453	Method 232 and Method 184
56	3-Cyclopropyl- <i>N</i> -{4-methyl-3-[(3-methyl-4-oxo-3,4-dihydroquinazolin-6-yl)amino]phenyl}benzamide	10.10 (s, 1H), 8.13 (s, 1H), 7.98 (s, 1H), 7.75 (d, 1H), 7.65 (d, 1H), 7.57-7.52 (m, 2H), 7.44-7.33 (m, 4H), 7.27-7.19 (m, 2H), 3.44 (s, 3H), 2.16 (s, 3H), 2.01-1.95 (m, 1H), 1.01-0.94 (m, 2H), 0.76-0.71 (m, 2H)	426	Method 232 and Method 56
57	<i>N</i> -{4-Methyl-3-[(3-methyl-4-oxo-3,4-dihydroquinazolin-6-yl)amino]phenyl}-3-(morpholin-4-ylcarbonyl)benzamide	10.24 (s, 1H), 8.14 (s, 1H), 7.99-7.94 (m, 3H), 7.75 (d, 1H), 7.59-7.52 (m, 3H), 7.44-7.38 (m, 3H), 7.22 (d, 1H), 3.75-3.73 (m, 4H), 3.44 (s, 3H), 3.25-3.20 (m, 4H), 2.17 (s, 3H)	499	Method 232 and Method 57
58	<i>N,N</i> -Dimethyl- <i>N'</i> -{4-methyl-3-[(3-methyl-4-oxo-3,4-dihydroquinazolin-6-yl)amino]phenyl}isophthalamide	10.23 (s, 1H), 8.13 (s, 1H), 7.99-7.93 (m, 3H), 7.75 (d, 1H), 7.59-7.39 (m, 6H), 7.21 (d, 1H), 3.44 (s, 3H), 2.99 (s, 3H), 2.90 (s, 3H), 2.17 (s, 3H)	457	Method 232 and Method 58
59	3-(1-Cyano-1-methylethyl)-1-methyl- <i>N</i> -{4-methyl-3-[(3-methyl-4-oxo-3,4-dihydroquinazolin-6-yl)amino]phenyl}-1 <i>H</i> -pyrazole-5-carboxamide	10.19 (s, 1H), 8.14 (s, 1H), 7.98 (s, 1H), 7.67 (d, 1H), 7.54 (d, 1H), 7.42-7.39 (m, 3H), 7.22 (d, 1H), 7.10 (s, 1H), 4.03 (s, 3H), 3.44 (s, 3H), 2.17 (s, 3H), 1.66 (s, 6H)	457	Method 232 and Method 59

Ex.	Compound	NMR	m/z	SM
60	5-(1-Cyano-1-methylethyl)-1-methyl-N-{4-methyl-3-[(3-methyl-4-oxo-3,4-dihydroquinazolin-6-yl)amino]phenyl}-1H-pyrazole-3-carboxamide	10.03 (s, 1H), 8.13 (s, 1H), 7.97 (s, 1H), 7.78 (d, 1H), 7.53 (d, 1H), 7.42-7.39 (m, 3H), 7.18 (d, 1H), 6.78 (s, 1H), 4.08 (s, 3H), 3.44 (s, 3H), 2.15 (s, 3H), 1.77 (s, 6H)	457	Method 232 and Method 60
61	5-(1-Cyano-1-methylethyl)-N-{4-methyl-3-[(3-methyl-4-oxo-3,4-dihydroquinazolin-6-yl)amino]phenyl}-2-furamide	10.02 (s, 1H), 8.14 (s, 1H), 7.97 (s, 1H), 7.69 (d, 1H), 7.53 (d, 1H), 7.45-7.35 (m, 3H), 7.28 (d, 1H), 7.22 (d, 1H), 6.65 (d, 1H), 3.44 (s, 3H), 2.17 (s, 3H), 1.72 (s, 6H)	443	Method 232 and Method 61
62	5-(1-Cyano-1-methylethyl)-N-{4-methyl-3-[(3-methyl-4-oxo-3,4-dihydroquinazolin-6-yl)amino]phenyl}thiophene-3-carboxamide	9.99 (s, 1H), 8.28 (d, 1H), 8.14 (s, 1H), 7.97 (s, 1H), 7.70 (d, 1H), 7.65 (d, 1H), 7.53 (d, 1H), 7.43-7.36 (m, 3H), 7.21 (d, 1H), 3.44 (s, 3H), 2.16 (s, 3H), 1.77 (s, 6H)	459	Method 232 and Method 146
63	5-(1-Cyano-1-methylethyl)-N-{4-methyl-3-[(3-methyl-4-oxo-3,4-dihydroquinazolin-6-yl)amino]phenyl}isoxazole-3-carboxamide	10.71 (s, 1H), 8.19 (d, 1H), 8.02 (s, 1H), 7.74 (d, 1H), 7.54 (d, 1H), 7.44-7.39 (m, 3H), 7.53 (d, 1H), 7.22 (d, 1H), 7.07 (s, 1H), 3.45 (s, 3H), 2.17 (s, 3H), 1.78 (s, 6H)	444	Method 232 and Method 62
64	5-Bromo-N-{4-methyl-3-[(3-methyl-4-oxo-3,4-dihydroquinazolin-6-yl)amino]phenyl}nicotinamide		465	Method 232 and 5-Bromo nicotinic acid

Ex.	Compound	NMR	m/z	SM
65	3-(Aminosulfonyl)- <i>N</i> -{4-methyl-3-[(3-methyl-4-oxo-3,4-dihydroquinazolin-6-yl)amino]phenyl}benzamide	10.41 (s, 1H), 8.34 (m, 1H), 8.13 (m, 2H), 7.98 (m, 2H), 7.72 (m, 2H), 7.53 (d, 1H), 7.45 (m, 5H), 7.22 (d, 1H), 3.44 (s, 3H), 2.17 (s, 3H)	464	Method 232 and Method 171
66	3-[[4-(Hydroxymethyl)piperidin-1-yl]sulfonyl]- <i>N</i> -{4-methyl-3-[(3-methyl-4-oxo-3,4-dihydroquinazolin-6-yl)amino]phenyl}benzamide	10.42 (s, 1H), 8.32 (m, 1H), 8.16 (m, 2H), 7.98 (m, 2H), 7.73 (m, 2H), 7.54 (d, 1H), 7.44 (m, 3H), 7.23 (d, 1H), 4.78 (m, 1H), 3.90 (m, 1H), 3.67 (m, 1H), 3.44 (m, 4H), 2.98 (m, 1H), 1.70 (m, 1H), 1.42 (m, 3H), 1.15 (m, 2H)	562	Method 232 and Method 172
67	3-[[3-(Hydroxymethyl)piperidin-1-yl]sulfonyl]- <i>N</i> -{4-methyl-3-[(3-methyl-4-oxo-3,4-dihydroquinazolin-6-yl)amino]phenyl}benzamide	10.44 (s, 1H), 8.25 (m, 1H), 8.20 (m, 1H), 8.14 (m, 1H), 7.99 (m, 1H), 7.89 (m, 1H), 7.79 (m, 1H), 7.75 (m, 1H), 7.54 (d, 1H), 7.44 (m, 3H), 7.23 (d, 1H), 4.58 (m, 1H), 3.65 (m, 1H), 3.54 (m, 1H), 3.44 (s, 3H), 3.28 (m, 1H), 3.14 (m, 1H), 2.24 (m, 1H), 2.18 (s, 3H), 1.97 (m, 1H), 1.68 (m, 1H), 1.51 (m, 1H), 0.84 (m, 1H)	562	Method 232 and Method 173
68	3-[[2-(Hydroxymethyl)piperidin-1-yl]sulfonyl]- <i>N</i> -{4-methyl-3-[(3-methyl-4-oxo-3,4-dihydroquinazolin-6-yl)amino]phenyl}benzamide	10.42 (s, 1H), 8.23 (m, 2H), 8.14 (m, 1H), 7.98 (m, 1H), 7.89 (d, 1H), 7.76 (m, 2H), 7.52 (d, 1H), 7.43 (m, 3H), 7.23 (d, 1H), 4.46 (m, 1H), 3.66 (m, 2H), 3.44 (s, 3H), 3.18 (m, 2H), 2.21 (m, 5H), 1.68 (m, 2H), 1.26 (m, 1H), 1.14 (m, 2H)	562	Method 232 and Method 174

Ex.	Compound	NMR	m/z	SM
69	3-[[Methoxy(methyl)amino]sulfonyl]- <i>N</i> -{4-methyl-3-[(3-methyl-4-oxo-3,4-dihydroquinazolin-6-yl)amino]phenyl}benzamide	10.46 (s, 1H), 8.34 (m, 2H), 8.14 (m, 1H), 7.99 (m, 2H), 7.83 (m, 1H), 7.74 (m, 1H), 7.54 (d, 1H), 7.44 (m, 3H), 7.23 (d, 1H), 3.73 (s, 3H), 3.44 (s, 3H), 2.75 (s, 3H), 2.18 (s, 3H)	508	Method 232 and Method 175
70	3-[[2,3-Dihydroxypropyl(methyl)amino]sulfonyl]- <i>N</i> -{4-methyl-3-[(3-methyl-4-oxo-3,4-dihydroquinazolin-6-yl)amino]phenyl}benzamide	10.47 (s, 1H), 8.24 (m, 2H), 8.14 (m, 1H), 7.93 (m, 2H), 7.78 (m, 2H), 7.53 (d, 1H), 7.44 (m, 3H), 7.23 (d, 1H), 4.89 (m, 1H), 4.64 (m, 1H), 3.62 (m, 1H), 3.44 (s, 3H), 3.30 (m, 2H), 3.10 (m, 1H), 2.85 (m, 1H), 2.76 (s, 3H), 2.18 (s, 3H)	552	Method 232 and Method 176
71	<i>N</i> -{4-Methyl-3-[(3-methyl-4-oxo-3,4-dihydroquinazolin-6-yl)amino]phenyl}-3-[[tetrahydrofuran-2-ylmethylamino]sulfonyl}benzamide	10.42 (s, 1H), 8.31 (m, 1H), 8.16 (d, 1H), 8.14 (m, 1H), 7.97 (m, 2H), 7.86 (t, 1H), 7.73 (m, 2H), 7.54 (d, 1H), 7.43 (m, 3H), 7.23 (d, 1H), 3.78 (m, 1H), 3.63 (m, 1H), 3.53 (m, 1H), 3.44 (s, 3H), 2.78 (m, 2H), 2.18 (s, 3H), 1.81 (m, 1H), 1.73 (m, 2H), 1.50 (m, 1H)	548	Method 232 and Method 177
72	<i>N</i> -{4-Methyl-3-[(3-methyl-4-oxo-3,4-dihydroquinazolin-6-yl)amino]phenyl}-3-(morpholin-4-ylsulfonyl)benzamide	10.45 (s, 1H), 8.28 (d, 1H), 8.21 (m, 1H), 8.14 (m, 1H), 8.00 (m, 1H), 7.91 (d, 1H), 7.80 (t, 1H), 7.75 (m, 1H), 7.54 (d, 1H), 7.44 (m, 3H), 7.24 (d, 1H), 3.62 (m, 4H), 3.44 (s, 3H), 2.88 (m, 4H), 2.18 (s, 3H)	534	Method 232 and Method 178

Ex.	Compound	NMR	m/z	SM
73	3-(Azetidin-1-ylsulfonyl)- <i>N</i> -{4-methyl-3-[(3-methyl-4-oxo-3,4-dihydroquinazolin-6-yl)amino]phenyl} benzamide	10.51 (s, 1H), 8.30 (m, 2H), 8.15 (m, 1H), 8.02 (m, 1H), 7.98 (d, 1H), 7.83 (t, 1H), 7.76 (m, 1H), 7.54 (d, 1H), 7.44 (m, 3H), 7.24 (d, 1H), 3.69 (t, 4H), 3.44 (s, 3H), 2.18 (s, 3H), 1.98 (m, 2H)	504	Method 232 and Method 179
74	3-[(Cyclopropylamino) sulfonyl]- <i>N</i> -{4-methyl-3-[(3-methyl-4-oxo-3,4-dihydroquinazolin-6-yl)amino]phenyl} benzamide	10.48 (s, 1H), 8.35 (m, 1H), 8.21 (d, 1H), 8.04 (d, 1H), 7.98 (d, 1H), 7.76 (m, 2H), 7.54 (d, 1H), 7.44 (m, 3H), 7.23 (d, 1H), 3.44 (s, 3H), 2.18 (s, 3H), 2.10 (m, 1H), 0.46 (m, 2H), 0.36 (m, 2H)	504	Method 232 and Method 170
75	3-[(Dimethylamino) sulfonyl]- <i>N</i> -{4-methyl-3-[(3-methyl-4-oxo-3,4-dihydroquinazolin-6-yl)amino]phenyl} benzamide	10.43 (s, 1H), 8.24 (m, 2H), 8.14 (m, 1H), 7.98 (m, 1H), 7.92 (d, 1H), 7.76 (m, 2H), 7.54 (d, 1H), 7.44 (m, 3H), 7.24 (d, 1H), 3.44 (s, 3H), 2.63 (s, 6H), 2.18 (s, 3H)	492	Method 232 and Method 169
76	<i>N</i> -{4-Methyl-3-[(3-methyl-4-oxo-3,4-dihydroquinazolin-6-yl)amino]phenyl}-3-(methylsulfonyl) benzamide	10.55 (s, 1H), 8.46 (m, 1H), 8.27 (d, 1H), 8.14 (m, 1H), 8.10 (d, 1H), 8.04 (d, 1H), 7.77 (m, 2H), 7.53 (d, 1H), 7.44 (m, 3H), 7.23 (d, 1H), 3.44 (s, 3H), 3.28 (s, 3H), 2.18 (s, 3H)	463	Method 232 and 3-(methyl sulfonyl)-benzoic acid
77	6-Methyl- <i>N</i> -{4-methyl-3-[(3-methyl-4-oxo-3,4-dihydroquinazolin-6-yl)amino]phenyl} pyridine-2-carboxamide	10.36 (s, 1H), 8.14 (s, 1H), 8.00 (s, 1H), 7.87 - 7.95 (m, 3H), 7.50 (dd, 3H), 7.44 (s, 2H), 7.23 (d, 1H), 3.44 (s, 3H), 2.59 (s, 3H), 2.18 (s, 3H)	400	Method 232 and 6-Methylpyridine-2-carboxylic acid

Ex.	Compound	NMR	m/z	SM
78	4-Methoxy- <i>N</i> -{4-methyl-3-[(3-methyl-4-oxo-3,4-dihydroquinazolin-6-yl)amino]phenyl}-3-(trifluoromethyl)benzamide	10.32 (s, 1H), 8.28 (d, 1H), 8.20 (s, 1H), 8.14 (s, 1H), 8.06 (s, 1H), 7.75 (s, 1H), 7.50 - 7.55 (m, 1H), 7.35 - 7.47 (m, 4H), 7.21 (d, 1H), 3.95 (s, 3H), 3.44 (s, 3H), 2.17 (s, 3H)	483	Method 232 and 4-Methoxy-3-(trifluoromethyl)benzoic acid
79	2-Methyl- <i>N</i> -{4-methyl-3-[(3-methyl-4-oxo-3,4-dihydroquinazolin-6-yl)amino]phenyl}-5-(trifluoromethyl)benzamide	10.56 (s, 1H), 8.14 (s, 1H), 8.00 (d, 2H), 7.78 - 7.89 (m, 2H), 7.64 (s, 1H), 7.49 - 7.57 (m, 1H), 7.41 (s, 1H), 7.37 (d, 1H), 7.20 - 7.28 (m, 1H), 3.44 (s, 3H), 2.16 (s, 3H)	467	Method 232 and 2-Methyl-5-(trifluoromethyl)benzoic acid
80	3-(1-Cyano-1-methylethyl)-5-fluoro- <i>N</i> -{4-methyl-3-[(3-methyl-4-oxo-3,4-dihydroquinazolin-6-yl)amino]phenyl}benzamide	10.26 (s, 1H), 8.13 (m, 1H), 7.97 (m, 1H), 7.87 (t, 1H), 7.75 (m, 1H), 7.72 (d, 1H), 7.60 (m, 1H), 7.54 (d, 1H), 7.42 (m, 3H), 7.24 (d, 2H), 3.44 (s, 3H), 2.18 (s, 3H), 1.73 (s, 6H)	470	Method 232 and Method 208
81	3-(2-Methoxy-1,1-dimethylethyl)- <i>N</i> -{4-methyl-3-[(3-methyl-4-oxo-3,4-dihydroquinazolin-6-yl)amino]phenyl}benzamide	10.11 (s, 1H), 8.13 (m, 1H), 7.97 (m, 1H), 7.87 (t, 1H), 7.74 (m, 2H), 7.52 (m, 2H), 7.42 (m, 4H), 7.22 (d, 1H), 3.44 (s, 3H), 3.39 (s, 2H), 2.17 (s, 3H), 1.28 (s, 6H)	471	Method 232 and Method 209
82	5-(1-Cyano-1-methylethyl)-2-fluoro- <i>N</i> -{4-methyl-3-[(3-methyl-4-oxo-3,4-dihydroquinazolin-6-yl)amino]phenyl}benzamide	10.38 (s, 1H), 8.13 (m, 1H), 7.98 (m, 1H), 7.68 (m, 3H), 7.52 (d, 1H), 7.39 (m, 4H), 7.22 (d, 1H), 3.44 (s, 3H), 2.17 (s, 3H), 1.70 (s, 6H)	470	Method 232 and Method 64

Ex.	Compound	NMR	m/z	SM
83	3-[2-(Dimethylamino)-1,1-dimethyl-2-oxoethyl]- <i>N</i> -{4-methyl-3-[(3-methyl-4-oxo-3,4-dihydroquinazolin-6-yl)amino]phenyl} benzamide	10.16 (s, 1H), 8.21 (m, 1H), 8.00 (m, 1H), 7.80 (m, 1H), 7.74 (d, 1H), 7.73 (t, 1H), 7.54 (d, 1H), 7.48 (t, 1H), 7.42 (m, 3H), 7.32 (m, 1H), 7.22 (d, 1H), 3.45 (s, 3H), 2.79 (bs, 3H), 2.42 (bs, 3H), 2.17 (s, 3H), 1.46 (s, 6H)	498	Method 232 and Method 65
84	3-(1-Cyano-1-methyl ethyl)-4-fluoro- <i>N</i> -{4-methyl-3-[(3-methyl-4-oxo-3,4-dihydroquinazolin-6-yl)amino] phenyl} benzamide	10.23 (s, 1H), 8.13 (m, 1H), 8.00 (m, 1H), 7.94 (m, 2H), 7.72 (m, 1H), 7.53 (d, 1H), 7.43 (m, 4H), 7.23 (d, 1H), 3.44 (s, 3H), 2.17 (s, 3H), 1.77 (s, 6H)	470	Method 232 and Method 66
85	3-(1-Cyano-1-methyl ethyl)-2-fluoro- <i>N</i> -{4-methyl-3-[(3-methyl-4-oxo-3,4-dihydroquinazolin-6-yl)amino] phenyl} benzamide	10.43 (s, 1H), 8.16 (m, 1H), 7.99 (m, 1H), 7.67 (d, 1H), 7.61 (m, 2H), 7.53 (d, 1H), 7.43 (m, 4H), 7.23 (d, 1H), 3.44 (s, 3H), 2.17 (s, 3H), 1.76 (s, 6H)	470	Method 232 and Method 185
86	2-{2-Fluoro-3-[(4-methyl-3-[(3-methyl-4-oxo-3,4-dihydroquinazolin-6-yl)amino] phenyl) amino] carbonyl] phenyl}-2-methyl propanoic acid	10.34 (s, 1H), 8.18 (m, 1H), 8.00 (m, 1H), 7.68 (d, 1H), 7.53 (d, 1H), 7.49 (m, 2H), 7.41 (m, 1H), 7.37 (m, 2H), 7.26 (t, 1H), 7.21 (d, 1H), 3.45 (s, 3H), 2.16 (s, 3H), 1.48 (s, 6H)	489	Method 232 and Method 186
87	2-Chloro- <i>N</i> -{4-methyl-3-[(3-methyl-4-oxo-3,4-dihydroquinazolin-6-yl)amino]phenyl}-3-(trifluoromethyl) benzamide	10.55 (s, 1H), 8.13 (m, 1H), 7.99 (m, 1H), 7.95 (m, 1H), 7.87 (m, 1H), 7.64 (m, 2H), 7.53 (d, 1H), 7.38 (m, 3H), 7.22 (d, 1H), 3.44 (s, 3H), 2.16 (s, 3H)	487	Method 232 and 2-Chloro-3-(trifluoromethyl)benzoic acid

Ex.	Compound	NMR	m/z	SM
88	2-Fluoro- <i>N</i> -{4-methyl-3-[(3-methyl-4-oxo-3,4-dihydroquinazolin-6-yl)amino]phenyl}-3-(trifluoromethyl)benzamide	10.55 (s, 1H), 8.13 (m, 1H), 7.94 (m, 3H), 7.65 (m, 1H), 7.52 (m, 2H), 7.42 (m, 2H), 7.35 (m, 1H), 7.23 (d, 1H), 3.44 (s, 3H), 2.16 (s, 3H)	471	Method 232 and 2-Fluoro-3-(trifluoromethyl)benzoic acid
89	<i>N</i> -{4-Methyl-3-[(3-methyl-4-oxo-3,4-dihydroquinazolin-6-yl)amino]phenyl}-2-(trifluoromethyl)pyrimidine-4-carboxamide	10.61 (s, 1H), 9.32 (d, 1H), 8.32 (d, 1H), 8.14 (m, 1H), 8.00 (m, 1H), 7.83 (d, 1H), 7.55 (d, 1H), 7.46 (m, 3H), 7.27 (d, 1H), 3.45 (s, 3H), 2.20 (s, 3H)	455	Method 232 and Method 67
90	4-Dimethylaminomethyl- <i>N</i> -[4-methyl-3-(3-methyl-4-oxo-3,4-dihydro-quinazolin-6-ylamino)-phenyl]-3-trifluoromethylbenzamide	10.90 (s, br, 1H, HCl), 10.40 (s, 1H), 8.46-7.20 (m, 11H), 4.45 (s, 2H), 3.40 (s, 3H), 2.70 (s, 6H), 2.10 (s, 3H)	509	Method 232 and Method 68
91	Benzo[1,3]dioxole-5-carboxylic acid [4-methyl-3-(3-methyl-4-oxo-3,4-dihydro-quinazolin-6-ylamino)-phenyl]amide	10.05 (s, 1H), 8.20-7.10 (m, 11H), 6.15 (s, 2H), 3.50 (s, 3H), 2.21 (s, 3H)	428	Method 232 and Piperonylic acid
92	3-(1-Cyclopropyl-1-hydroxyethyl)- <i>N</i> -{4-methyl-3-[(3-methyl-4-oxo-3,4-dihydroquinazolin-6-yl)amino]phenyl}benzamide	7.99 (s, 2H), 7.77 - 7.57 (m, 3H), 7.43 (d, 3H), 7.37 - 7.30 (m, 2H), 7.26 (d, 1H), 7.12 (d, 1H), 5.40 (s, 1H), 3.45 (s, 3H), 2.16 (s, 3H), 1.82 (s, 1H), 1.40 (s, 3H), 0.89 - 0.74 (m, 1H), 0.41 - 0.25 (m, 3H)	468	Method 232 and Method 69

Ex.	Compound	NMR	m/z	SM
93	3-[Cyclopropyl(hydroxy)methyl]- <i>N</i> -{4-methyl-3-[(3-methyl-4-oxo-3,4-dihydroquinazolin-6-yl)amino]phenyl} benzamide	10.17 (s, 1H), 8.28 (s, 1H), 8.04 (s, 1H), 7.91 (s, 1H), 7.82 - 7.73 (m, 2H), 7.55 (d, 2H), 7.48 - 7.38 (m, 4H), 7.22 (d, 1H), 4.02 (d, 1H), 3.46 (s, 3H), 2.16 (s, 3H), 1.12 - 0.98 (m, 1H), 0.47 - 0.32 (m, 4H)	454	Method 232 and Method 70
94	3-(1,1-Dimethylpropyl)- <i>N</i> -{4-methyl-3-[(3-methyl-4-oxo-3,4-dihydroquinazolin-6-yl)amino]phenyl} benzamide	10.12 (s, 1H), 8.22 (s, 1H), 8.01 (s, 1H), 7.83 - 7.79 (m, 1H), 7.78 - 7.70 (m, 2H), 7.56 - 7.50 (m, 2H), 7.45 - 7.39 (m, 4H), 7.22 (d, 1H), 3.44 (s, 3H), 2.16 (s, 3H), 1.64 (q, 2H), 1.27 (s, 6H), 0.61 (t, 3H)	454	Method 232 and Method 220
95	3-(1,1-Dimethylprop-2-yn-1-yl)- <i>N</i> -{4-methyl-3-[(3-methyl-4-oxo-3,4-dihydroquinazolin-6-yl)amino]phenyl} benzamide	10.18 (s, 1H), 8.25 (s, 1H), 8.04 (s, 2H), 7.82 - 7.71 (m, 3H), 7.57 - 7.46 (m, 2H), 7.46 - 7.39 (m, 4H), 7.24 (d, 1H), 3.44 (s, 3H), 3.28 (s, 1H), 2.17 (s, 3H), 1.55 (s, 7H)	450	Method 232 and Method 219
96	3-(1,1-Difluoroethyl)- <i>N</i> -{4-methyl-3-[(3-methyl-4-oxo-3,4-dihydroquinazolin-6-yl)amino]phenyl} benzamide	10.31 (s, 1H), 8.30 (s, 1H), 8.09 - 8.01 (m, 3H), 7.79 - 7.73 (m, 2H), 7.63 (t, 1H), 7.58 - 7.54 (m, 1H), 7.47 - 7.41 (m, 3H), 7.24 (d, 1H), 3.46 (s, 3H), 2.17 (s, 3H), 2.01 (t, 3H)	448	Method 232 and Method 71
97	Sodium {3-(1-Cyano-1-methylethyl)-5-[(4-methyl-3-[(3-methyl-4-oxo-3,4-dihydroquinazolin-6-yl)amino]phenyl)amino]carbonyl}phenyl}methane sulfonate	10.22 (s, 1H), 8.53 (s, 1H), 7.84 (s, 2H), 7.77 (s, 1H), 7.63 (s, 1H), 7.57 (d, 1H), 7.48 - 7.39 (m, 3H), 7.25 (d, 1H), 3.80 (s, 2), 3.47 (s, 3H), 2.17 (s, 3H), 1.72 (s, 6H)	551	Method 232 and Method 72

Ex.	Compound	NMR	m/z	SM
98	3-(1-Cyano-1-methyl ethyl)- <i>N</i> -{4-methyl-3-[(3-methyl-4-oxo-3,4-dihydroquinazolin-6-yl)amino]phenyl}-5-[(methylthio)methyl] benzamide	10.24 (s, 1H), 8.28 (s, 1H), 7.86 (s, 1H), 7.81 (s, 1H), 7.74 (s, 1H), 7.65 (s, 1H), 7.58 - 7.52 (m, 1H), 7.46 - 7.37 (m, 3H), 7.24 (d, 1H), 3.79 (s, 2H), 3.45 (s, 3H), 2.17 (s, 3H), 1.97 (s, 3H), 1.73 (s, 6H)	511	Method 232 and Method 73
99	3-(1-Cyano-1-methyl ethyl)- <i>N</i> -{4-methyl-3-[(3-methyl-4-oxo-3,4-dihydroquinazolin-6-yl)amino]phenyl}-5-[(4-methylpiperazin-1-yl)methyl]benzamide	10.23 (s, 1H), 8.14 (s, 1H), 7.99 (s, 1H), 7.88 (s, 1H), 7.80 (s, 1H), 7.74 (s, 1H), 7.64 (s, 1H), 7.50 - 7.58 (m, 1H), 7.36 - 7.47 (m, 3H), 7.24 (d, 1H), 3.59 (s, 2H), 3.45 (s, 3H), 3.34 (s, 2H), 3.16 (s, 1H), 2.5-2.6 (m, 2H), 2.42 - 2.51 (m, 4H), 2.32 (s, 3H), 2.18 (s, 3H), 1.73 (s, 6H)	564	Method 232 and Method 74
100	3-(1-Cyano-1-methyl ethyl)-5-[(dimethylamino)methyl]- <i>N</i> -{4-methyl-3-[(3-methyl-4-oxo-3,4-dihydroquinazolin-6-yl)amino]phenyl} benzamide	10.65 (s, 1H), 10.41 (s, 1H), 8.46 (s, 1H), 8.09 (s, 2H), 7.97 (s, 1H), 7.77 (s, 1H), 7.60 - 7.45 (s, 4H), 7.26 (d, 1H), 4.38 (s, 2H), 3.44 (s, 3H), 2.70 - 2.58 (m, 6H), 2.19 (s, 3H), 1.76 (s, 6H)	509	Method 232 and Method 75
101	3-(1-Cyano-1-methyl ethyl)- <i>N</i> -{4-methyl-3-[(3-methyl-4-oxo-3,4-dihydroquinazolin-6-yl)amino]phenyl}-5-[3-(4-methylpiperazin-1-yl)prop-1-yn-1-yl]benzamide	10.32 (s, 1H), 8.16 (s, 1H), 7.99 (s, 3H), 7.75 (s, 2H), 7.51 - 7.60 (m, 1H), 7.40 - 7.50 (m, 3H), 7.24 (d, 1H), 3.55 (s, 2H), 3.46 (s, 3H), 3.36 (s, 3H), 2.50 - 2.60 (m, 4H), 2.2-2.4 (m, 4H), 2.17 (s, 3H) 2.18 (s, 3H), 1.73 (s, 6H)	588	Method 232 and Method 77

Ex.	Compound	NMR	m/z	SM
102	5-Methyl- <i>N</i> -{4-methyl-3-[(3-methyl-4-oxo-3,4-dihydroquinazolin-6-yl)amino]phenyl}nicotinamide	10.32 (s, 1H), 8.87 (s, 1H), 8.57 (s, 1H), 8.14 (s, 1H), 8.07 (s, 1H), 8.00 (s, 1H), 7.74 (s, 1H), 7.54 (d, 1H), 7.43 (s, 3H), 7.22 (d, 1H), 3.44 (s, 3H), 2.36 (s, 3H), 2.17 (s, 3H)	400	Method 232 and 5-Methylpyridine-3-carboxylic acid
103	3- <i>tert</i> -Butyl- <i>N</i> -{4-methyl-3-[(3-methyl-4-oxo-3,4-dihydroquinazolin-6-yl)amino]phenyl}benzamide	10.21 (s, 1H), 8.14 (s, 1H), 7.99 (s, 1H), 7.87 (s, 1H), 7.83 (d, 1H), 7.75 (d, 1H), 7.55-7.40 (m, 6H), 7.18 (d, 1H), 3.43 (s, 3H), 2.15 (s, 3H), 1.29 (s, 9H)	441	Method 232 and Method 187
104	4-Chloro- <i>N</i> -{4-methyl-3-[(3-methyl-4-oxo-3,4-dihydroquinazolin-6-yl)amino]phenyl}pyridine-2-carboxamide	10.63 (s, 1H), 8.68 (d, 1H), 8.14 (s, 1H), 8.09 (s, 1H), 7.98 (s, 1H), 7.90 (s, 1H), 7.80 (d, 1H), 7.49 - 7.56 (m, 2H), 7.41 - 7.48 (m, 2H), 7.22 (d, 1H), 3.44 (s, 3H), 2.18 (s, 3H)	419	Method 232 and 4-Chloropyridine-2-carboxylic acid
105	4-Methyl- <i>N</i> -{4-methyl-3-[(3-methyl-4-oxo-3,4-dihydroquinazolin-6-yl)amino]phenyl}-3-(trifluoromethyl)benzamide	10.30 (s, 1H), 8.08 - 8.20 (m, 3H), 7.98 (s, 1H), 7.74 (s, 1H), 7.50 - 7.60 (m, 2H), 7.39 - 7.46 (m, 3H), 7.22 (d, 1H), 3.44 (s, 3H), 3.34 (s, 3H), 2.17 (s, 3H)	466	Method 232 and 4-Methyl-3-(trifluoromethyl)benzoic acid
106	<i>N</i> -{4-Methyl-3-[(3-methyl-4-oxo-3,4-dihydroquinazolin-6-yl)amino]phenyl}-1 <i>H</i> -indole-6-carboxamide	11.44 (s, 1H), 10.09 (s, 1H), 8.13 (s, 1H), 8.00 (d, 2H), 7.81 (s, 1H), 7.61 (s, 2H), 7.40 - 7.56 (m, 5H), 7.20 (d, 1H), 6.50 (s, 1H), 3.44 (s, 3H), 2.17 (s, 3H)	423	Method 232 and 1 <i>H</i> -Indole-6-carboxylic acid

Ex.	Compound	NMR	m/z	SM
107	3-Cyano- <i>N</i> -{4-methyl-3-[(3-methyl-4-oxo-3,4-dihydroquinazolin-6-yl)amino]phenyl} benzamide	10.33 (s, 1H), 8.36 (s, 1H), 8.11 - 8.24 (m, 2H), 7.96 - 8.08 (m, 2H), 7.65 - 7.79 (m, 2H), 7.49 - 7.59 (m, 1H), 7.38 - 7.47 (m, 3H), 7.23 (d, 1H), 5.75 (s, 1H), 3.44 (s, 3H), 2.18 (s, 3H)	409	Method 232 and 3-Cyanobenzoic acid
108	1,3-Dimethyl- <i>N</i> -{4-methyl-3-[(3-methyl-4-oxo-3,4-dihydroquinazolin-6-yl)amino]phenyl}-1 <i>H</i> -pyrazole-5-carboxamide	9.85 (s, 1H), 8.13 (s, 1H), 7.95 (s, 1H), 7.80 (s, 1H), 7.53 (d, 1H), 7.38 - 7.46 (m, 3H), 7.16 (d, 1H), 6.50 (s, 1H), 3.80 (s, 3H), 3.44 (s, 3H), 2.27 (s, 3H), 2.15 (s, 3H)	402	Method 232 and 1,3-Dimethyl-1 <i>H</i> -pyrazole-5-carboxylic acid
109	4-Fluoro-3-methyl- <i>N</i> -{4-methyl-3-[(3-methyl-4-oxo-3,4-dihydroquinazolin-6-yl)amino]phenyl} benzamide	10.12 (s, 1H), 8.13 (s, 1H), 7.98 (s, 1H), 7.86 (d, 1H), 7.73 - 7.82 (m, 2H), 7.48 - 7.58 (m, 1H), 7.36 - 7.46 (m, 3H), 7.17 - 7.30 (m, 2H), 3.35 (s, 3H), 2.29 (s, 3H), 2.17 (s, 3H)	416	Method 232 and 4-Fluoro-3-methylbenzoic acid
110	4-Methoxy-3-methyl- <i>N</i> -{4-methyl-3-[(3-methyl-4-oxo-3,4-dihydroquinazolin-6-yl)amino]phenyl} benzamide	9.95 (s, 1H), 8.13 (s, 1H), 7.96 (s, 1H), 7.72 - 7.83 (m, 3H), 7.53 (d, 1H), 7.38 - 7.46 (m, 3H), 7.19 (d, 1H), 7.02 (d, 1H), 3.84 (s, 3H), 3.44 (s, 3H), 2.17 (d, 6H)	428	Method 232 and 4-Methoxy-3-methylbenzoic acid
111	<i>N</i> -{4-Methyl-3-[(3-methyl-4-oxo-3,4-dihydroquinazolin-6-yl)amino]phenyl}-2,3-dihydro-1-benzofuran-7-carboxamide	9.69 (s, 1H), 8.13 (s, 1H), 8.01 (s, 1H), 7.74 (s, 1H), 7.48 - 7.58 (m, 2H), 7.35 - 7.44 (m, 3H), 7.19 - 7.31 (m, 2H), 6.90 - 6.99 (m, 1H), 4.71 (t, 2H), 3.44 (s, 3H), 3.24 (t, 2H), 2.15 (s, 3H)	426	Method 232 and 2,3-Dihydro-1-benzofuran-7-carboxylic acid

Ex.	Compound	NMR	m/z	SM
112	<i>N</i> -{4-Methyl-3-[(3-methyl-4-oxo-3,4-dihydroquinazolin-6-yl)amino]phenyl}-1 <i>H</i> -indole-5-carboxamide	11.37 (s, 1H), 10.04 (s, 1H), 8.22 (s, 1H), 8.13 (s, 1H), 7.98 (s, 1H), 7.81 (s, 1H), 7.69 (d, 1H), 7.40 - 7.55 (m, 6H), 7.20 (d, 1H), 6.55 (s, 1H), 3.44 (s, 3H), 2.17 (s, 3H)	423	Method 232 and 1 <i>H</i> -Indole-5-carboxylic acid
113	8-Methyl- <i>N</i> -{4-methyl-3-[(3-methyl-4-oxo-3,4-dihydroquinazolin-6-yl)amino]phenyl}imidazo[1,2- <i>a</i> ]pyridine-2-carboxamide	9.95 (s, 1H), 8.39 - 8.51 (m, 2H), 8.14 (s, 1H), 7.99 (s, 1H), 7.89 (s, 1H), 7.41 - 7.56 (m, 4H), 7.12 - 7.24 (m, 2H), 6.89 (t, 1H), 3.44 (s, 3H), 2.55 (s, 3H), 2.17 (s, 3H)	438	Method 232 and 8-Methylimidazo[1,2- <i>a</i> ]pyridine-2-carboxylic acid

**Example 114**

3-(1-Cyano-1-methylethyl)-*N*-[3-({2-[(2-hydroxyethyl)amino]-3-methyl-4-oxo-3,4-dihydroquinazolin-6-yl}amino)-4-methylphenyl]benzamide

5           3-Chloroperoxybenzoic acid (0.073 g, 0.33 mmol) was added to a stirring solution of 3-(1-cyano-1-methylethyl)-*N*-(4-methyl-3-[[3-methyl-2-(methylthio)-4-oxo-3,4-dihydroquinazolin-6-yl]amino]phenyl)benzamide (Example 122; 0.070 g, 0.14 mmol) in 5 ml DCM at 25 °C for 30 min. The reaction mixture was concentrated under reduced pressure. 2-Aminoethanol was added to the crude residue and the reaction mixture was stirred at 80 °C  
10 for 30 min. The crude mixture was concentrated under reduced pressure and purified by reverse phase semi preparatory HPLC. NMR (300 MHz): 10.14 (s, 1H), 7.92 (s, 1H), 7.83 (d, 1H), 7.61 - 7.70 (m, 2H), 7.47 - 7.55 (m, 1H), 7.35 (d, 2H), 7.19 - 7.28 (m, 1H), 7.13 (d, 1H), 7.04 (s, 1H), 6.87 (s, 1H), 3.44 - 3.64 (m, 4H), 3.35 (s, 3H), 2.11 (s, 3H), 1.67 (s, 6H); *m/z* 511.

15

**Example 115**

The following compound was prepared by the procedure of Example 114 using the appropriate starting material and 3-(1-cyano-1-methylethyl)-*N*-(4-methyl-3-[[3-methyl-2-(methylthio)-4-oxo-3,4-dihydroquinazolin-6-yl]amino]phenyl)benzamide (Example 122).

20

Ex.	Compound	<sup>1</sup> H NMR	m/z	SM
115	3-(1-Cyano-1-methylethyl)- <i>N</i> -(3-{[2-(dimethylamino)-3-methyl-4-oxo-3,4-dihydroquinazolin-6-yl]amino}-4-methylphenyl)benzamide	10.14 (s, 1H), 7.92 (s, 1H), 7.83 (d, 1H), 7.62 - 7.68 (m, 2H), 7.47 - 7.54 (m, 1H), 7.26 - 7.35 (m, 2H), 7.21 (s, 1H), 7.14 (d, 1H), 7.04 (s, 1H), 6.86 (s, 1H), 3.38 (s, 3H), 2.75 (s, 6H), 2.11 (s, 3H), 1.67 (s, 6H)	495	dimethylamine

**Example 116**5-[3-(Dimethylamino)prop-1-yn-1-yl]-*N*-{4-methyl-3-[(3-methyl-4-oxo-3,4-dihydroquinazolin-6-yl)amino]phenyl}nicotinamide

5 To a 50 ml round bottom flask charged with a magnetic stir bar was added 5-bromo-*N*-{4-methyl-3-[(3-methyl-4-oxo-3,4-dihydroquinazolin-6-yl)amino]phenyl}nicotinamide (Example 64; 0.200 g, 0.43 mmol) and CH<sub>3</sub>CN (2 ml). Triethylamine (0.38 ml, 2.15 mmol) was added followed by *N,N*-dimethylprop-2-yn-1-amine (0.14 g, 1.72 mmol). With stirring Pd(PPh<sub>3</sub>)<sub>4</sub> (0.100 g, 0.086 mmol) and CuI (0.009 g, 0.043 mmol) were added and the reaction  
10 was warmed to 60 °C for 4 h. The reaction was then diluted with EtOAc (~ 25 ml), filtered through a pad of SiO<sub>2</sub>, and concentrated *in vacuo*. The crude product was purified on 40 g SiO<sub>2</sub> using EtOAc-MeOH (10:1) as eluent giving 0.138 g of the title compound as a white solid (69 %); *m/z* 467.

15 **Example 117**5-[3-(Dimethylamino)propyl]-*N*-{4-methyl-3-[(3-methyl-4-oxo-3,4-dihydroquinazolin-6-yl)amino]phenyl}nicotinamide

A 50 ml round bottom flask was charged with a magnetic stir bar, 5-[3-(dimethylamino)prop-1-yn-1-yl]-*N*-{4-methyl-3-[(3-methyl-4-oxo-3,4-dihydroquinazolin-6-  
20 yl)amino]phenyl}nicotinamide (Example 116; 0.05 g, .107 mmol), MeOH (5 ml), and 10% Pd/C (0.05 g). The reaction mixture was purged with hydrogen and placed under a hydrogen atmosphere with a balloon. The mixture was allowed to stir at 25 °C for 12 h before being filtered through a bed of Celite and concentrated *in vacuo*. The crude product was purified on 40 g SiO<sub>2</sub> using EtOAc-MeOH (5:1) as eluent giving 0.045 g the title compound as an off-  
25 white solid (89 %). NMR: 10.68 (s, 1H) 10.33 (s, 1H) 9.10 (d, 1H) 8.80 (d, 1H) 8.52 (s, 2H)

8.17 (s, 1H) 7.80 (d, 1H) 7.55 - 7.68 (m, 1H) 7.40 - 7.54 (m, 2H) 7.26 (d, 1H) 3.47 (s, 3H) 2.97 - 3.09 (m, 2H) 2.81 (t, 2H) 2.72 (d, 7H) 2.18 (s, 3H) 2.07 (d, 1H); *m/z* 472.

### Example 118

- 5 The following compound was prepared by the procedure of Example 117 using the appropriate starting material.

Ex.	Compound	<sup>1</sup> H NMR	<i>m/z</i>	SM
118	3-(1-Cyano-1-methyl ethyl)- <i>N</i> -(4-methyl-3-{[4-oxo-3-(piperidin-4-yl methyl)-3,4-dihydroquinazolin-6-yl]amino} phenyl)benzamide	10.08 (s, 1H), 8.23 (d, 1H), 7.78 (m, 1H), 7.68 (d, 1H), 7.56 (m, 1H), 7.49 (m, 2H), 7.36 (m, 2H), 7.22 (m, 2H), 7.16 (m, 1H), 7.02 (d, 1H), 3.65 (m, 2H), 3.05 (m, 2H), 2.52 (m, 2H), 1.94 (s, 3H), 1.53 (m, 10H), 1.30 (m, 1H)	535	Example 28

### Example 119

- 10 3-(1-Cyclopropylvinyl)-*N*-{4-methyl-3-[(3-methyl-4-oxo-3,4-dihydroquinazolin-6-yl)amino]phenyl}benzamide

Upon purification of 3-(1-cyclopropyl-1-hydroxyethyl)-*N*-{4-methyl-3-[(3-methyl-4-oxo-3,4-dihydroquinazolin-6-yl)amino]phenyl}benzamide (Example 92) utilizing a Gilson HPLC (0.1% TFA in CH<sub>3</sub>CN and water), the title compound was formed by the elimination of the hydroxyl group from the TFA present in the purification solvents. NMR: 7.99 (s, 2H), 15 7.71 - 7.57 (m, 3H), 7.43 (d, 3H), 7.37 - 7.30 (m, 2H), 7.26 (d, 1H), 7.12 (d, 1H), 5.40 (s, 1H), 3.45 (s, 3H), 2.16 (s, 3H), 1.82 (s, 1H), 1.40 (s, 3H), 0.89 - 0.74 (m, 1H), 0.41 - 0.25 (m, 3H); *m/z* 450.

### Example 120

- 20 4-[(Cyclopropylamino)methyl]-*N*-{4-methyl-3-[(3-methyl-4-oxo-3,4-dihydroquinazolin-6-yl)amino]phenyl}-3-(trifluoromethyl)benzamide

A solution of *tert*-butyl cyclopropyl[4-[(4-methyl-3-[(3-methyl-4-oxo-3,4-dihydroquinazolin-6-yl)amino]phenyl)amino]carbonyl]-2-(trifluoromethyl)benzyl]carbamate (Example 47; 0.088 g, 0.14 mmol) in 4 N HCl in 1,4-dioxane was stirred at 25 °C for 45 min. 25 The reaction mixture was concentrated under reduced pressure to give the desired product. NMR: 10.47 (s, 1H), 8.53 (s, 1H), 8.22 - 8.32 (m, 2H), 8.09 (d, 1H) 7.73 (d, 1H) 7.57 (d, 1H)

7.39 - 7.45 (m, 2H) 7.36 (d, 1H) 7.20 (d, 1H) 4.36 (s, 2H) 3.43 (s, 3H) 2.69 (m, 1H) 2.12 (s, 3H) 0.87 - 0.97 (m, 2H) 0.64 - 0.74 (m, 2H); *m/z* 522.

### Example 121

- 5 The following compound was prepared by the procedure of Example 120 using the appropriate starting material.

Ex.	Compound	<sup>1</sup> H NMR	<i>m/z</i>	SM
121	3-[6-[(5-[[3-(1-Cyano-1-methyl ethyl)benzoyl]amino}-2-methylphenyl)amino]-4-oxoquinazolin-3(4 <i>H</i> -yl)]propan-1-aminium chloride	10.32 (s, 1H), 8.54 (m, 1H), 7.96 (m, 3H), 7.75 (m, 2H), 7.60 (m, 2H), 7.43 (m, 2H), 7.25 (d, 1H), 3.98 (m, 2H), 2.80 (m, 2H), 2.17 (s, 3H), 1.99 (m, 2H), 1.73 (s, 6H)	532	Example 26

### Example 122

- 10 3-(1-Cyano-1-methylethyl)-*N*-(4-methyl-3-[[3-methyl-2-(methylthio)-4-oxo-3,4-dihydroquinazolin-6-yl]amino}phenyl)benzamide

A mixture of *N*-(3-amino-4-methylphenyl)-3-(1-cyano-1-methylethyl)benzamide (Method 87; 0.26 g, 0.88 mmol), 6-bromo-3-methyl-2-(methylthio)quinazolin-4(3*H*)-one (Method 182; 0.25 g, 0.88 mmol), caesium carbonate (0.857 g, 2.63 mmol), BINAP (0.040 g, 0.088 mmol) and Pd<sub>2</sub>(dba)<sub>3</sub> (0.055 g, 0.044 mmol) in 1,4-dioxane (6 ml) was stirred at 100 °C for 15 h. The reaction mixture was filtered over Celite, concentrated and purified on silica gel. *m/z* 498.

### Preparation of Starting Materials

- 20 Method 1

#### 3-Cyanomethyl-benzoic acid methyl ester

A suspension of methyl-3-(bromomethyl)benzoate (13.5 g, 58.9 mmol) and sodium cyanide (4.33 g, 88.4 mmol) in DMF (25 ml) and water (1 ml) was stirred at 75 °C for 5 h. The reaction mixture was quenched with water (50 ml) and extracted with EtOAc (3 × 100

ml). The combined organics were dried and concentrated under reduced pressure. The resulting residue was purified by column chromatography utilizing an ISCO system (hexane-EtOAc) to give 7.2 g (70%) of colourless oil. NMR: 7.90 (s, 1H), 7.86 (d, 1H), 7.60 (d, 1H), 7.50 (m, 1H), 4.10 (s, 2H), 3.80 (s, 3H); *m/z* 175.

5

**Methods 2-18**

The following compounds were prepared by the procedure of Method 1, using the appropriate SM and sodium cyanide.

Meth	Compound	<i>m/z</i>	SM
2	Methyl 3-(benzyloxy)-5-(cyanomethyl)benzoate	283	Method 136
3	Methyl 3-(cyanomethyl)-5-methoxybenzoate	206	Method 137
4	Methyl 4-(cyanomethyl)thiophene-2-carboxylate	182	Method 152
5	Ethyl 2-(cyanomethyl)-1,3-thiazole-4-carboxylate	197	Method 157
6	Methyl 4-chloro-3-(cyanomethyl)benzoate	210	Method 156
7	Methyl 5-(cyanomethyl)nicotinate	177	Method 159
8	Methyl 3-(cyanomethyl)-1-methyl-1 <i>H</i> -pyrazole-5-carboxylate	180	Method 160
9	Methyl 5-(cyanomethyl)-1-methyl-1 <i>H</i> -pyrazole-3-carboxylate	180	Method 161
10	Methyl 5-(cyanomethyl)-2-furoate	166	Method 162
11	Methyl 5-(cyanomethyl)isoxazole-3-carboxylate	167	Method 163
12	[4-({[tert-Butyl(diphenyl)silyl]oxy}methyl)-2-thienyl]acetonitrile	393	Method 153
13	(3-Bromo-5-fluorophenyl)acetonitrile	215	Method 138
14	Methyl 5-(cyanomethyl)-2-fluorobenzoate	195	Method 164
15	Methyl 3-(cyanomethyl)-4-fluorobenzoate	194	Method 168
16	(2-Fluoro-3-methylphenyl)acetonitrile	150	1-(Bromo methyl)-2-fluoro-3-methylbenzene
17	Methyl 3-(cyanomethyl)-5-methylbenzoate	190	Method 166
18	Methyl 3-bromo-5-(cyanomethyl)benzoate	255	Method 139

**Method 19****3-(1-Cyano-1-methylethyl)benzoic acid methyl ester**

A solution of 3-cyanomethyl-benzoic acid methyl ester (Method 1; 7.2 g, 41.1 mmol) in DMSO (80 ml) was treated with sodium hydride (60%, 4.9 g, 123.3 mmol, 3 eq). Methyl iodide was then added dropwise at 0 °C. The reaction mixture was stirred at 25 °C for 12 h. The reaction mixture was then quenched with water (200 ml) and extracted with EtOAc. The combined organics were dried and concentrated under reduced pressure. The crude product was purified by column chromatography utilizing an ISCO system (hexane-EtOAc) to give 5.5 g (66%) of a colourless oil. NMR: 8.05 (s, 1H), 7.90 (d, 1H), 7.75 (d, 1H), 7.55 (m, 1H), 3.80 (s, 3H), 1.62 (s, 6H); *m/z* 203.

**Methods 20-39**

The following compounds were prepared by the procedure of Method 19, using the appropriate SM and methyl iodide.

Meth	Compound	m/z	SM
20	3-Benzyloxy-5-(cyano-dimethyl-methyl)-benzoic acid methyl ester	310	Method 2
21	3-(Cyano-dimethyl-methyl)-5-methoxy-benzoic acid methyl ester	234	Method 3
22	2-Methyl-2-(2-thienyl)propanenitrile	152	2-Thienyl acetonitrile
23	Methyl 4-(1-cyano-1-methylethyl)thiophene-2-carboxylate	210	Method 4
24	Methyl 4-chloro-3-(1-cyano-1-methylethyl)benzoate	238	Method 6
25	Ethyl 2-(1-cyano-1-methylethyl)-1,3-thiazole-4-carboxylate	225	Method 5
26	Methyl 5-(1-cyano-1-methylethyl)nicotinate	205	Method 7
27	Methyl 3-(1-cyano-1-methylethyl)-1-methyl-1 <i>H</i> -pyrazole-5-carboxylate	208	Method 8
28	Methyl 5-(1-cyano-1-methylethyl)-1-methyl-1 <i>H</i> -pyrazole-3-carboxylate	208	Method 9
29	Methyl 5-(1-cyano-1-methylethyl)-2-furoate	194	Method 10
30	Methyl 5-(1-cyano-1-methylethyl)isoxazole-3-carboxylate	195	Method 11

Meth	Compound	m/z	SM
31	2-[4-({tert-Butyl(diphenyl)silyl}oxy)methyl]-2-thienyl]-2-methylpropanenitrile	421	Method 12
32	2-(3-Bromo-5-fluorophenyl)-2-methylpropanenitrile	243	Method 13
33	Methyl 2-(3-bromophenyl)-2-methylpropanoate	258	Method 149
34	2-(3-Bromophenyl)-2-methylpropyl methyl ether	244	Method 134
35	Methyl 5-(1-cyano-1-methylethyl)-2-fluorobenzoate	222	Method 14
36	Methyl 3-(1-cyano-1-methylethyl)-4-fluorobenzoate	222	Method 15
37	2-(2-Fluoro-3-methylphenyl)-2-methylpropanenitrile	178	Method 16
38	Methyl 3-(1-cyano-1-methylethyl)-5-methylbenzoate	218	Method 17
39	Methyl 3-bromo-5-(1-cyano-1-methylethyl)benzoate	283	Method 18

#### Method 40

##### 3-(1-Cyano-1-methylethyl)benzoic acid

A solution of 3-(1-cyano-1-methylethyl)benzoic acid methyl ester (Method 19; 5.5 g, 27.1 mmol) in 100 ml of THF-MeOH-H<sub>2</sub>O (3:1:1) was treated with lithium hydroxide (1.95 g) in 20 ml water. The mixture was stirred at 25 °C for 12 h. The solvents were removed under reduced pressure and the residue was diluted with water and acidified with 10% HCl to pH = 1-3. The resulting white solid (4.83 g, 94%) was filtered, washed with water, and dried. NMR: 13.00 (s, 1H), 7.95 (s, 1H), 7.80 (d, 1H), 7.65 (d, 1H), 7.45 (m, 1H), 1.60 (s, 6H); m/z 189.

#### Methods 41-77

The following compounds were prepared by the procedure of Method 40, using the appropriate SM and lithium hydroxide.

Meth	Compound	m/z	SM
41	3-(Benzyloxy)-5-(methoxycarbonyl)benzoic acid	287	Method 130
42	3-Methoxy-5-(methoxycarbonyl)benzoic acid	211	5-Methoxy-isophthalic acid dimethyl ester
43	3-(Cyano-dimethyl-methyl)-5-methoxy-benzoic acid	220	Method 21

Meth	Compound	m/z	SM
44	3-(Cyano-dimethyl-methyl)-5-(2-dimethylamino-ethoxy)-benzoic acid	277	Method 141
45	4-(1-Cyano-1-methylethyl)thiophene-2-carboxylic acid	196	Method 23
46	4-Chloro-3-(1-cyano-1-methylethyl)benzoic acid	224	Method 24
47	2-(1-Cyano-1-methylethyl)-1,3-thiazole-4-carboxylic acid	197	Method 25
48	Methyl 4-[[ <i>tert</i> -butoxycarbonyl](cyclopropyl)amino]methyl}-3-(trifluoromethyl)benzoate	260	Method 180
49	3-(3,3-Dimethylbut-1-yn-1-yl)benzoic acid	203	Method 188
50	3-(3-Hydroxy-3-methylbut-1-yn-1-yl)benzoic acid	205	Method 189
51	3-(Cyclopropylethynyl)benzoic acid	187	Method 190
52	5-Piperidin-1-ylnicotinic acid	207	Method 192
53	3-Piperidin-1-ylbenzoic acid	206	Method 193
54	5-Morpholin-4-ylnicotinic acid	209	Method 194
55	5-(1-Cyano-1-methylethyl)nicotinic acid	191	Method 26
56	3-Cyclopropylbenzoic acid	163	Method 235
57	3-(Morpholin-4-ylcarbonyl)benzoic acid	236	Method 85
58	3-[(Dimethylamino)carbonyl]benzoic acid	194	Method 86
59	3-(1-Cyano-1-methylethyl)-1-methyl-1 <i>H</i> -pyrazole-5-carboxylic acid	194	Method 27
60	5-(1-Cyano-1-methylethyl)-1-methyl-1 <i>H</i> -pyrazole-3-carboxylic acid	194	Method 28
61	5-(1-Cyano-1-methylethyl)-2-furoic acid	180	Method 29
62	5-(1-Cyano-1-methylethyl)isoxazole-3-carboxylic acid	181	Method 30
63	2-(3-Bromophenyl)-2-methylpropanoic acid	244	Method 33

Meth	Compound	m/z	SM
64	5-(1-Cyano-1-methylethyl)-2-fluorobenzoic acid	208	Method 35
65	3-[2-(Dimethylamino)-1,1-dimethyl-2-oxoethyl]benzoic acid	236	Method 233
66	3-(1-Cyano-1-methylethyl)-4-fluorobenzoic acid	208	Method 36
67	2-(Trifluoromethyl)pyrimidine-4-carboxylic acid	193	Methyl 2-(trifluoromethyl)pyrimidine-4-carboxylate
68	4-Dimethylaminomethyl-3-trifluoromethylbenzoic acid	247	Method 214
69	3-(1-Cyclopropyl-1-hydroxyethyl)benzoic acid	207	Method 222
70	3-[Cyclopropyl(hydroxy)methyl]benzoic acid	192	Method 223
71	3-(1,1-Difluoroethyl)benzoic acid	186	Method 224
72	Sodium [3-carboxy-5-(1-cyano-1-methylethyl)phenyl]methanesulfonate	283	Method 225
73	3-(1-Cyano-1-methylethyl)-5-[(methylthio)methyl]benzoic acid	249	Method 226
74	3-(1-Cyano-1-methylethyl)-5-[(4-methylpiperazin-1-yl)methyl]benzoic acid	301	Method 215
75	3-(1-Cyano-1-methylethyl)-5-[(dimethylamino)methyl]benzoic acid	246	Method 216
76	3-Bromo-5-(methoxycarbonyl)benzoic acid	259	Dimethyl 5-bromoisophthalate
77	3-(1-Cyano-1-methylethyl)-5-[3-(4-methylpiperazin-1-yl)prop-1-yn-1-yl]benzoic acid	325	Method 227

**Method 78****3-(1-Cyano-1-methylethyl)-N-(4-methyl-3-nitro-phenyl)benzamide**

A mixture of 4-methyl-3-nitroaniline (2.74 g, 18 mmol), 3-(1-cyano-1-methylethyl) 5 benzoic acid (Method 40; 3.4 g, 18 mmol), EDCI (6.9 g, 36 mmol), HOBT (2.43 g, 18 mmol)

and diisopropyl ethyl amine (3.48 g, 27 mmol) in DMF (30 ml) was stirred at 25 °C for 12 h. The reaction mixture was diluted with DCM and then washed with water. The organic phase was dried with NaCl(sat) and then Na<sub>2</sub>SO<sub>4</sub>(s). The solvent was removed by reduced pressure and the resulting product was purified by column chromatography utilizing an ISCO system 5 (hexane-EtOAc) to give 4.4 g (53%). NMR: 10.50 (s, 1H), 8.40 (s, 1H), 7.40-7.95 (m, 6H), 3.20 (s, 3H), 1.65 (s, 6H); *m/z* 323.

### Methods 79-86

The following compounds were prepared by the procedure of Method 78, using the  
10 appropriate SM.

Meth	Compound	<i>m/z</i>	SM
79	3-(Cyano-dimethyl-methyl)-5-(2-dimethylamino-ethoxy)- <i>N</i> -(4-methyl-3-nitro-phenyl)-benzamide	411	Method 44
80	3-(Cyano-dimethyl-methyl)-5-methoxy- <i>N</i> -(4-methyl-3-nitro-phenyl)-benzamide	354	Method 43
81	<i>N</i> -(4-Methyl-3-nitrophenyl)-5-(1-cyano-1-methylethyl)thiophene-2-carboxamide	330	Method 144
82	<i>N</i> -(4-Methyl-3-nitrophenyl)-4-(1-cyano-1-methylethyl)thiophene-2-carboxamide	330	Method 45
83	<i>N</i> -(4-Methyl-3-nitrophenyl)-6-(1-cyano-1-methylethyl)pyridine-2-carboxamide	325	Method 155
84	<i>N</i> -(4-Methyl-3-nitrophenyl)-4-chloro-3-(1-cyano-1-methylethyl)benzamide	358	Method 46
85	Methyl 3-(morpholin-4-ylcarbonyl)benzoate	251	Morpholine and 3-(methoxycarbonyl)-benzoic acid
86	Methyl 3-[(dimethylamino)carbonyl]benzoate	208	Dimethylamine and 3-(methoxycarbonyl)-benzoic acid

**Method 87****N-(3-Amino-4-methylphenyl)-3-(1-cyano-1-methylethyl)benzamide**

A suspension of 3-(1-cyano-1-methylethyl)-*N*-(4-methyl-3-nitro-phenyl)benzamide (Method 78; 4 g, 13.9 mmol) and 5% Pd on carbon in hydrazine hydrate (100 ml) and ethanol (100 ml) was heated to reflux for 3 h, then stirred at 80 °C for 12 h. The Pd/C was removed by filtration and the filtrate was concentrated under reduced pressure. The residue was purified by column chromatography using an ISCO system (hexane-EtOAc) to give 3.7 g (91%) of an orange gum. NMR: 9.95 (s, 1H), 8.00 (s, 1H), 7.90 (d, 1H), 7.70 (d, 1H), 7.55 (m, 1H), 7.05 (s, 1H), 6.80-6.87 (m, 2H), 4.85 (s, 2H), 2.05 (s, 3H), 1.85 (s, 6H); *m/z* 293.

10

**Methods 88-103**

The following compounds were prepared by the procedure of Method 87 using the appropriate SM.

Meth	Compound	m/z	SM
88	<i>N</i> -(3-Amino-4-methylphenyl)-3-(trifluoromethyl) benzamide	294	Method 111
89	<i>N</i> -(3-Amino-4-methylphenyl)-4-chloro-3-(trifluoromethyl) benzamide	330	Method 112
90	<i>N</i> -(3-Amino-4-methyl-phenyl)-3-(cyano-dimethyl-methyl)-5-(2-dimethylamino-ethoxy)-benzamide	381	Method 79
91	<i>N</i> -(3-Amino-4-methyl-phenyl)-3-(cyano-dimethyl-methyl)-5-methoxy-benzamide	324	Method 80
92	<i>N</i> -(3-Amino-4-methylphenyl)-5-(1-cyano-1-methylethyl) thiophene-2-carboxamide	300	Method 81
93	<i>N</i> -(3-Amino-4-methylphenyl)-4-(1-cyano-1-methylethyl) thiophene-2-carboxamide	300	Method 82
94	<i>N</i> -(3-Amino-4-methylphenyl)-6-(1-cyano-1-methylethyl)pyridine-2-carboxamide	295	Method 83
95	<i>N</i> -(3-Amino-4-methylphenyl)-4-chloro-3-(1-cyano-1-methylethyl)benzamide	329	Method 84
96	<i>N</i> -(3-Amino-4-methyl-phenyl)-3-(cyano-dimethyl-methyl)-5-methylcarbamoylmethoxy-benzamide	380	Method 199

Meth	Compound	m/z	SM
97	<i>N</i> -(3-Amino-4-methylphenyl)-3-(1-cyano-1-methylethyl)-5-(2-morpholin-4-ylethoxy)benzamide	423	Method 200
98	<i>N</i> -(3-Amino-4-methylphenyl)-3-(1-cyano-1-methylethyl)-5-(2-piperidin-1-ylethoxy)benzamide	422	Method 201
99	<i>N</i> -(3-Amino-4-methylphenyl)-3-(1-cyano-1-methylethyl)-5-[3-(4-methylpiperazin-1-yl)propoxy]benzamide	450	Method 202
100	<i>N</i> -(3-Amino-4-methylphenyl)-3-(1-cyano-1-methylethyl)-5-[2-(1-methylpyrrolidin-2-yl)ethoxy]benzamide	421	Method 203
101	<i>N</i> -(3-Amino-4-methylphenyl)-3-(2-azepan-1-ylethoxy)-5-(1-cyano-1-methylethyl)benzamide	435	Method 204
102	<i>N</i> -(3-Amino-4-methylphenyl)-3-(1-cyano-1-methylethyl)-5-(2-methoxyethoxy)benzamide	368	Method 205
103	<i>N</i> -(3-Amino-4-methylphenyl)-3-(1-cyano-1-methylethyl)-5-[(1-methylpiperidin-4-yl)oxy]benzamide	407	Method 213

**Method 104****6-Bromo-3-methylquinazolin-4(3*H*)-one**

2-Amino-5-bromobenzoic acid (5.00 g, 0.023 mol) was reacted with *N*-methylformamide (40 ml) at 180 °C for 12 h. The reaction was quenched with H<sub>2</sub>O and the resulting precipitate was collected by vacuum filtration to give 5.26 g (95%) of a yellow-white solid; *m/z* 240.

**Methods 105-110**

10 The following compounds were prepared by the procedure of Method 104, using the appropriate amino-benzoic acid (commercially available unless otherwise indicated) and the appropriate formamide as starting materials.

Meth	Compound	m/z	SM
105	7-Chloro-3-methylquinazolin-4(3 <i>H</i> )-one	195	Methyl 2-Amino-4-chlorobenzoate
106	6-Bromoquinazolin-4(3 <i>H</i> )-one	226	2-Amino-5-bromobenzoic acid

Meth	Compound	m/z	SM
107	6-Bromo-2-methylquinazolin-4(3 <i>H</i> )-one	240	2-Amino-5-bromobenzoic acid
108	6-Chloro-3-methylpyrido[3,4- <i>d</i> ]pyrimidin-4(3 <i>H</i> )-one	195	Method 127
109	6-(5-Amino-2-methylphenoxy)-3-methylquinazolin-4(3 <i>H</i> )-one	283	Method 129
110	6-Bromo-3-cyclopropylquinazolin-4(3 <i>H</i> )-one	266	2-Amino-5-bromobenzoic acid and Method 228

**Method 111***N*-(4-Methyl-3-nitrophenyl)-3-trifluoromethylbenzamide

A solution of 4-methyl-3-nitro-phenylamine (3.64 g, 24 mmol) and 3-trifluoromethyl benzoyl chloride (5 g, 24 mmol) in DCM (100 ml) was treated with triethylamine (4.85 g, 48 mmol). The mixture was stirred at 25 °C for 20 min. The reaction was then quenched with water (50 ml) and stirred for 15 min. The solid was collected by vacuum filtration and washed with hexane. A second crop of solid was collected from the filtrate to give a total yield of 7.78 g (100%) of white-light yellow solid. NMR: 7.35 (m, 1H), 7.66 (m, 1H), 7.87 (m, 2H), 8.15 (m, 2H), 8.40 (s, 1H), 10.62 (s, 1H); *m/z* 324.

**Methods 112-113**

The following compounds were prepared by the procedure of Method 111, using the appropriate benzyl chloride and amine.

Meth	Compound	m/z	SM
112	4-Chloro- <i>N</i> -(4-methyl-3-nitrophenyl)-3-(trifluoromethyl)benzamide	362	4-Chloro-3-(trifluoromethyl)benzoyl chloride (Method 114) and 4-methyl-3-nitro-phenylamine
113	2-(3-Bromophenyl)- <i>N,N</i> ,2-trimethylpropanamide	271	Method 115 and dimethylamine

**Method 114****4-Chloro-3-(trifluoromethyl)benzoyl chloride**

A solution of 4-chloro-3-(trifluoromethyl)benzoic acid (1.02 g, 4.54 mmol), oxalyl chloride (0.59 ml, 6.81 mmol, 1.5 equiv) and catalytic DMF (50 ml) in DCM (10 ml) was stirred at 25 °C for 12 h. The solvents were removed under reduced pressure. The resulting product was utilized without further purification; *m/z* 244.

**Method 115**

The following compound was prepared by the procedure of Method 114 using the appropriate starting materials.

Meth	Compound	m/z	SM
115	2-(3-Bromophenyl)-2-methylpropanoyl chloride	263	Method 63

**Method 116****6-Bromo-3-(3-morpholin-4-ylpropyl)quinazolin-4(3H)-one**

6-Bromoquinazolin-4(3H)-one (Method 106; 200 mg, 0.889 mol) and K<sub>2</sub>CO<sub>3</sub> (369 mg, 2.67 mmol, 3.0 equiv) was reacted with 4-(3-chloropropyl)morpholine (145 mg, 0.889 mmol) in DMF (3 ml) at 50 °C for 12 h. The reaction was quenched with H<sub>2</sub>O and extracted with EtOAc. The organics were dried by NaCl(sat) then Na<sub>2</sub>SO<sub>4</sub>(s). The solvents were removed under reduced pressure. The resulting solid (306 mg, 96%) was used without further purification; *m/z* 353.

20

**Methods 117-123**

The following compounds were prepared by the procedure of Method 116, using 6-bromoquinazolin-4(3H)-one (Method 106) and the appropriate alkyl halide as starting materials.

Meth	Compound	m/z	SM
117	6-Bromo-3-ethylquinazolin-4(3H)-one	254	Ethyl iodide
118	6-Bromo-3-(cyclopropylmethyl)-quinazolin-4(3H)-one	280	Cyclopropylmethyl bromide
119	6-Bromo-3-(2,3-dihydroxypropyl)-quinazolin-4(3H)-one	300	3-Bromo-1,2-propanediol

Meth	Compound	m/z	SM
120	6-Bromo-3-(2-{{ <i>tert</i> -butyl(dimethyl)silyl}oxy}ethyl)quinazolin-4(3 <i>H</i> )-one	384	(2-Bromoethoxy)- <i>tert</i> -butyl-dimethylsilane
121	6-Bromo-3-[(1-methylpiperidin-3-yl)methyl]quinazolin-4(3 <i>H</i> )-one	337	3-(Chloromethyl)-1-methylpiperidine
122	Benzyl 4-[(6-bromo-4-oxoquinazolin-3(4 <i>H</i> )-yl)methyl]piperidine-1-carboxylate	457	Method 206
123	<i>tert</i> -Butyl [3-(6-bromo-4-oxoquinazolin-3(4 <i>H</i> )-yl)propyl]carbamate	383	Method 207

**Method 124**6-Bromo-3-[(2,2-dimethyl-1,3-dioxolan-4-yl)methyl]quinazolin-4(3*H*)-one

A solution of 6-bromo-3-(2,3-dihydroxypropyl)-quinazolin-4(3*H*)-one (Method 119; 5 300 mg, 1.00 mmol) in 2,2-dimethoxypropane (5 ml) was treated with *p*-toluenesulfonic acid (50 mg). The reaction stirred for 15 min and was then quenched with 10% NaOH(aq). The reaction mixture was extracted with EtOAc, and the organics were dried by NaCl(sat) then Na<sub>2</sub>SO<sub>4</sub>(s). The organics were concentrated under reduced pressure. The resulting solid was purified by column chromatography using an ISCO system (hexane-EtOAc, 1:1) to give 276 10 mg (81%) of an off-white solid; *m/z* 340.

**Method 125**(6-Chloro-pyridin-3-yl) carbamic acid *tert*-butyl ester

A solution of 2-chloro-5-amino-pyridine (8.7 g, 67.7 mmol) in dioxane (85 ml) was 15 treated with *tert*-butyl carbonic anhydride (16.2 g, 74.4 mmol). The resulting pale solution was heated to 80 °C for 10 h. The solvents were removed under reduced pressure to yield the desired product as white solid; *m/z* 229.

**Method 126**20 5-*tert*-Butoxycarbonyl amino-2-chloro-isonicotinic acid

A solution of (6-chloro-pyridin-3-yl) carbamic acid *tert*-butyl ester (Method 125; 4.0 g, 17.5 mmol) in ether (40 ml) at -78 °C was treated with *N,N,N,N*-tetramethyl ethylene diamine (0.78 ml, 5.25 mmol) via a syringe followed by drop-wise addition of a solution of *n*-BuLi (1.6M, 32.8 ml, 52.5 mmol). The resulting deep coloured solution was kept at -78 °C

for 1 hour. The reaction mixture was then warmed to 0 °C for 10 min and then cooled to -78 °C. CO<sub>2</sub>(g) was bubbled through the solution for 20 min and the resulting mixture was stirred for 10 min at 25 °C. The solvent was removed under reduced pressure. The resulting residue was treated with 1N HCl solution (60 ml) resulting in a solid precipitate that was  
5 collected by filtration; *m/z* 273.

#### Method 127

##### 5-Amino-2-chloro-isonicotinic acid

A solution of 5-tert-butoxycarbonyl amino-2-chloro-isonicotinic acid (Method 126;  
10 2.06 g, 7.6 mmol) in methanol (10 ml) at 0 °C was treated with a solution of HCl in dioxane (4N, 2.3 ml). The resulting cloudy solution stirred at 25 °C for 1 hour. The solvent was evaporated under reduced pressure to afford the desired product; *m/z* 173.

#### Method 128

##### 15 5-(2-Methyl-5-nitrophenoxy)-2-nitrobenzoic acid

5-Fluoro-2-nitrobenzoic acid (827 mg, 5.40 mmol), 2-methyl-5-nitrophenol (1.00 g, 5.40 mmol) and K<sub>2</sub>CO<sub>3</sub> (2.21 g, 16.02 mmol, 3.0 equiv) were dissolved in DMF (10 ml). The reaction was heated to 100 °C for 48 h. The reaction was quenched with 10% HCl(aq) and extracted with EtOAc. The organics were dried with NaCl(sat) then Na<sub>2</sub>SO<sub>4</sub>(s). The solvents  
20 were then removed under reduced pressure to give the desired material: 1.72 g, 99%; *m/z* 319.

#### Method 129

##### 2-Amino-5-(5-amino-2-methylphenoxy)benzoic acid

5-(2-Methyl-5-nitrophenoxy)-2-nitrobenzoic acid (Method 128; 1.72 g, 5.40 mmol)  
25 was dissolved in MeOH (10 ml). Pd on carbon (30%) (100 mg) was then added. The reaction was then placed on a Parr hydrogenator at 50 psi for 5 h. The reaction mixture was then filtered through celite and the solvents were removed under reduced pressure to give a brown solid (1.30 g, 93%); *m/z* 259.

#### 30 Method 130

##### 5-Benzyloxy-isophthalic acid dimethyl ester

A solution of dimethyl 5-hydroxyisophthalate (10.5 g, 50 mmol) in 50 ml of DMF was treated with benzyl bromide (7.3 ml, 60 mmol) dropwise. The reaction stirred for 12 h at 25

°C under nitrogen atmosphere. The reaction mixture was quenched with crushed ice and the resulting solid was collected by vacuum filtration. The solid was washed with water and air dried to provide the desired product (14 g, 95%). NMR:  $\delta$  8.2 (s, 1H), 7.9 (s, 1H), 7.2-7.6 m, 5H), 7.2 (s, 1H), 5.2 (s, 2H), 3.9 (s, 6H);  $m/z$  301.

5

**Method 131****3-Benzyloxy-5-hydroxymethyl-benzoic acid methyl ester**

A solution of 3-(benzyloxy)-5-(methoxycarbonyl)benzoic acid (Method 41; 4.5 g, 15.7 mmol) in THF (30 ml) was treated with BH<sub>3</sub>-dimethyl sulfide (2.0 M in THF, 9.5 ml, 19 mmol) dropwise under nitrogen at 0 °C. The mixture was stirred at 0 °C for 30 min then heated up to 60 °C for 6 h. The reaction was quenched with H<sub>2</sub>O (5 ml) and the resulting mixture was concentrated under reduced pressure. The residue was then purified by column chromatography utilizing an ISCO system (EtOAc-Hexane) to give 3.73 g (87%) of colourless oil. NMR:  $\delta$  7.70 (s, 1H), 7.40-7.68 (m, 7H), 5.55 (t, 1H), 5.38 (s, 2H), 4.70 (d, 2H), 4.01 (s, 3H);  $m/z$  273.

15

**Methods 132-135**

The following compounds were prepared by the procedure of Method 131 using the appropriate SM and BH<sub>3</sub>.

Meth	Compound	m/z	SM
132	3-Hydroxymethyl-5-methoxy-benzoic acid methyl ester	197	Method 42
133	(3-Bromo-5-fluorophenyl)methanol	206	3-Bromo-5-fluorobenzoic acid
134	2-(3-Bromophenyl)-2-methylpropan-1-ol	230	Method 63
135	Methyl 3-bromo-5-(hydroxymethyl)benzoate	246	Method 76

20

**Method 136****3-Benzyloxy-5-methanesulfonyloxymethyl-benzoic acid methyl ester**

A solution of 3-benzyloxy-5-hydroxymethyl-benzoic acid methyl ester (Method 131; 3.73 g, 14 mmol) in DCM (20 ml) was cooled to 0 °C. To this solution, triethylamine (4.2 g, 42 mmol, 3eq) and methane sulfonyl chloride (3.19 g, 28 mmol, 2eq) were added

25

respectively. The mixture was stirred at 25 °C for 2 h. The resulting salts were removed by filtration and washed with DCM and hexane. The filtrate was concentrated under reduced pressure and then purified by column chromatography utilizing an ISCO system (EtOAc-hexane) to give 3.79 g of a colourless oil as the desired product (77%). NMR:  $\delta$  7.12-7.40 (m, 5.8H), 5.05 (s, 2H), 4.91 (s, 2H), 3.60 (s, 3H), 3.00 (s, 3H);  $m/z$  351.

### Methods 137-139

The following compounds were prepared by the procedure of Method 136 using the appropriate SM and methane sulfonyl chloride.

Meth	Compound	m/z	SM
137	3-Methanesulfonyloxymethyl-5-methoxy-benzoic acid methyl ester	275	Method 132
138	3-Bromo-5-fluorobenzyl methanesulfonate	284	Method 133
139	Methyl 3-bromo-5-[(methanesulfonyl)oxy]methyl benzoate	324	Method 135

10

### Method 140

#### 3-(Cyano-dimethyl-methyl)-5-hydroxy-benzoic acid methyl ester

A suspension of 3-benzyloxy-5-(cyano-dimethyl-methyl)-benzoic acid methyl ester (Method 20; 1.7 g, 5.5 mmol) in MeOH (20 ml) was treated with 10% Pd on carbon (80 mg).

15 The reaction was then placed on a Parr hydrogenator at 48 psi for 3 h. The reaction mixture was then filtered through celite and the solvents were removed under reduced pressure to give a white solid 1.2 g (100%). NMR:  $\delta$  7.60 (s, 1H), 7.36 (s, 1H), 7.20 (s, 1H), 3.88 (s, 3H), 1.72 (s, 6H);  $m/z$  220.

### 20 Method 141

#### 3-(Cyano-dimethyl-methyl)-5-(2-dimethylamino-ethoxy)-benzoic acid methyl ester

A suspension of 3-(cyano-dimethyl-methyl)-5-hydroxy-benzoic acid methyl ester (Method 140; 500 mg, 2.283 mmol), 2-(dimethyl amino) ethyl chloride hydrochloride (427 mg, 2.97 mol, 1.3 eq), K<sub>2</sub>CO<sub>3</sub> (3.15 g, 22.8 mmol, 10 eq) and sodium iodide (35 mg, 0.23

25 mmol, 0.1 eq) in acetone was heated to reflux for 5 h. The salt was removed by filtration, and the filtrate was concentrated to yield 662 mg (100%) of light yellow oil as desired product.

NMR:  $\delta$  7.75 (s, 1H), 7.50 (s, 1H), 7.40 (s, 1H), 4.20 (t, 2H), 3.95 (s, 3H), 2.70 (t, 3H), 2.28 (s, 6H), 1.75 (s, 6H).  $m/z$  290.

### Method 142

#### 5 2-(5-Formyl-2-thienyl)-2-methylpropanenitrile

A solution of 2-methyl-2-(2-thienyl)propanenitrile (Method 22; 260 mg, 1.71 mmol) in THF (5.8 ml) was cooled to  $-78$  °C. To the cooled reaction was added 1.26 ml of *tert*-butyl lithium (1.7 M solution in pentanes) drop wise. The resulting bright yellow mixture was allowed to stir for 1 h before DMF (0.330 ml, 4.27 mmol) was added. The reaction was stirred for 6 h at  $-78$  °C before being quenched by the addition of 25 ml of  $\text{NH}_4\text{Cl}(\text{sat})$ . The resulting mixture was extracted with EtOAc. The combined organic phase was washed with  $\text{NaCl}(\text{sat})$ , dried with  $\text{MgSO}_4(\text{s})$ , and concentrated under reduced pressure giving 271 mg of the title compound (88 %) as a colourless oil;  $m/z$  180.

#### 15 Method 143

The following compound was prepared by the procedure of Method 142 using the appropriate SM.

Meth	Compound	m/z	SM
143	4-({ <i>tert</i> -Butyl(diphenyl)silyl}oxy)methylthiophene-2-carbaldehyde	381	Method 147

### Method 144

#### 20 5-(1-Cyano-1-methylethyl)thiophene-2-carboxylic acid

A solution of 2-(5-formyl-2-thienyl)-2-methylpropanenitrile (Method 142; 0.271 g, 1.51 mmol) in tertiary butyl alcohol (7.5 ml) and 2-methyl-2-butene (4.5 ml) was treated dropwise with an aqueous pre-mixed solution of  $\text{NaClO}_2$  (1.22 g, 13.60 mmol) and  $\text{NaH}_2\text{PO}_4$  (1.45 g, 10.57 mmol) in  $\text{H}_2\text{O}$  (7ml). The reaction mixture was stirred for 30 min at 25 °C before the volatiles were removed under reduced pressure. The product was washed with  $\text{NaHCO}_3(\text{sat})$  (1 x 50 ml) and extracted with EtOAc. The combined organic phase was washed with  $\text{NaCl}(\text{sat})$  (50 ml), dried with  $\text{MgSO}_4(\text{s})$ , and concentrated under reduced pressure giving 0.265 g of the title compound (90 %) as a white solid;  $m/z$  196.

**Methods 145-146.**

The following compounds were prepared by the procedure of Method 144 using the appropriate SM.

Meth	Compound	m/z	SM
145	4-({[ <i>tert</i> -Butyl(diphenyl)silyl]oxy}methyl)thiophene-2-carboxylic acid	397	Method 143
146	5-(1-Cyano-1-methylethyl)thiophene-3-carboxylic acid	180	Method 196

**5 Method 147***tert*-Butyl(diphenyl)(3-thienylmethoxy)silane

A solution of 3-thienylmethanol (5.0 g, 43.8 mmol) and imidazole (8.94 g, 131.4 mmol) in DMF (86 ml) was treated with *tert*-butylchlorodiphenylsilane (15.0 g, 54.7 mmol) at 0 °C. The reaction stirred for 6 h at 25 °C before being quenched by the addition of 250 ml NH<sub>4</sub>Cl(sat). The resulting mixture was extracted with EtOAc. The combined organic phase was washed once with NaCl(sat) (100 ml), dried with MgSO<sub>4</sub>(s), and concentrated under reduced pressure. The crude reaction product was purified by column chromatography utilizing an ISCO system (hexanes-EtOAc, 10:1) giving 14.8 g of the title compound as a colourless oil (96 %); *m/z* 353.

15

**Method 148**Methyl 4-(hydroxymethyl)thiophene-2-carboxylate

A solution of 4-({[*tert*-butyl(diphenyl)silyl]oxy}methyl)thiophene-2-carboxylic acid (Method 145; 0.900 g, 2.27 mmol) in MeOH (50 ml) was treated with concentrated HCl (1.0 ml). The reaction was heated at reflux for 12 h and then concentrated under reduced pressure. The crude reaction product was washed with NaHCO<sub>3</sub>(sat) (100 ml) and extracted with EtOAc. The organic phase was dried with MgSO<sub>4</sub>(s) and concentrated under reduced pressure. The product was purified by column chromatography utilizing an ISCO system (hexanes-EtOAc, 3:1) giving 0.190 g of the title compound as a colourless oil (50 %); *m/z* 173.

25

**Methods 149-151**

The following compounds were prepared by the procedure of Method 148 using the appropriate starting materials.

Meth	Compound	m/z	SM
149	Methyl (3-bromophenyl)acetate	230	(3-Bromophenyl)-acetic acid
150	Methyl 2-fluoro-5-methylbenzoate	169	2-Flouro-5-methyl benzoic acid
151	Methyl 3-acetylbenzoate	179	3-Acetylbenzoic acid

**5 Method 152****Methyl 4-(bromomethyl)thiophene-2-carboxylate**

A solution of methyl 4-(hydroxymethyl) thiophene-2-carboxylate (Method 148; 0.191 g, 1.10 mmol) in THF (5 ml) was treated with phosphorous tribromide (0.357 g, 1.32 mmol). The reaction was stirred for 1 h at 25 °C before being quenched NaHCO<sub>3</sub>(sat) (10 ml). The reaction mixture was extracted with EtOAc and the combined organic phase was dried with MgSO<sub>4</sub>(s) and concentrated under reduced pressure. The product was purified by column chromatography utilizing an ISCO system (hexanes-EtOAc, 10:1) giving 0.155 g of the title compound as a yellow oil (60 %); *m/z* 236.

**15 Method 153**

The following compound was prepared by the procedure of Method 152 using the appropriate SM.

Meth	Compound	m/z	SM
153	{{[5-(Bromomethyl)-3-thienyl]methoxy}(tert-butyl)diphenylsilane	251	[4-({{tert-butyl(diphenyl)silyl}oxy}methyl)-2-thienyl]methanol (Method 197)

**Method 154****20 2-Methyl-2-(6-methylpyridin-2-yl)propanenitrile**

A solution of 2-fluoro-6-methylpyridine (1.00 g, 9.00 mmol) and 2-methylpropanenitrile in toluene (30 ml) was treated with potassium hexamethyldisilazide (13.5 mmol) and the reaction was refluxed for 1 h before being cooled to 25 °C. The reaction was then quenched with saturated aqueous NH<sub>4</sub>Cl (50 ml) and the mixture was extracted with EtOAc. The combined organic phase was dried with MgSO<sub>4</sub>(s) and concentrated under

reduced pressure. The product was purified by column chromatography utilizing an ISCO system (hexanes-EtOAc, 5:1) giving 0.990 g of the title compound as a colourless oil (70 %);  $m/z$  162.

### 5 Method 155

#### 6-(1-Cyano-1-methylethyl)pyridine-2-carboxylic acid

A solution of 2-methyl-2-(6-methylpyridin-2-yl)propanenitrile (Method 154; 0.850 g, 5.30 mmol) in pyridine (50 ml) was treated with selenium dioxide (2.64 g, 23.87 mmol). The reaction was heated to reflux for 72 h. After this time, the pyridine was removed by  
 10 distillation and the resulting residue was washed with EtOAc (200 ml) and H<sub>2</sub>O (100 ml). The organic phase was washed with 1N HCl and then NaCl(sat). The organic phase was dried with MgSO<sub>4</sub>(s) and concentrated under reduced pressure. The product was purified by column chromatography utilizing an ISCO system (EtOAc-MeOH, 10:1) giving 0.313 g of the title compound as a white solid (32 %)  $m/z$  191.

15

### Method 156

#### Methyl 3-(bromomethyl)-4-chlorobenzoate

A solution of methyl 4-chloro-3-methylbenzoate (2.50 g, 13.54 mmol) and *N*-bromosuccinimide (3.00 g, 16.93 mmol) in carbon tetrachloride (50 ml) was treated with  
 20 azobisisobutyronitrile (500 mg). The solution was heated to 80 °C for 4 h before being cooled to 25 °C. The reaction mixture was filtered through a pad of celite and the filtrate was concentrated under reduced pressure. The product was purified by column chromatography utilizing an ISCO system (hexanes-EtOAc, 10:1) giving 2.70 g of the title compound as a white solid (76 %);  $m/z$  264.

25

### Methods 157-168

The following compounds were prepared by the procedure of Method 156 using the appropriate SM.

Meth	Compound	$m/z$	SM
157	Ethyl 2-(bromomethyl)-1,3-thiazole-4-carboxylate	251	Ethyl 2-(methyl)-1,3-thiazole-4-carboxylate
158	Methyl 4-(bromomethyl)-3-(trifluoromethyl)benzoate	298	Methyl 4-methyl-3-(trifluoromethyl)benzoate

Meth	Compound	m/z	SM
159	Methyl 5-(bromomethyl)nicotinate	231	Methyl 5-methylnicotinate
160	Methyl 3-(bromomethyl)-1-methyl-1 <i>H</i> -pyrazole-5-carboxylate	234	Methyl 1,3-dimethyl-1 <i>H</i> -pyrazole-5-carboxylate
161	Methyl 5-(bromomethyl)-1-methyl-1 <i>H</i> -pyrazole-3-carboxylate	234	Methyl 1,5-dimethyl-1 <i>H</i> -pyrazole-3-carboxylate
162	Methyl 5-(bromomethyl)-2-furoate	220	Methyl 5-methyl-2-furoate
163	Methyl 5-(bromomethyl)isoxazole-3-carboxylate	221	Methyl 5-methylisoxazole-3-carboxylate
164	Methyl 5-(bromomethyl)-2-fluorobenzoate	248	Method 150
165	4-Bromomethyl-3-trifluoromethylbenzoic acid methyl ester	297	Method 211
166	Methyl 3-(bromomethyl)-5-methylbenzoate	244	Methyl 3,5-dimethylbenzoate
167	Methyl 3-(bromomethyl)-5-(1-cyano-1-methylethyl)benzoate	297	Method 38
168	Methyl 3-(bromomethyl)-4-fluorobenzoate	248	Method 210

### Method 169

#### 3-[(Dimethylamino)sulfonyl]benzoic acid

A solution of 3-(chlorosulfonyl) benzoic acid (2.60 g, 12 mmol) in DCM (20 ml) was treated with dimethylamine (2.0 M in THF, 20 ml, 40 mmol, 3.3 equiv). After 30 min, the reaction was quenched with 10% HCl and extracted with EtOAc. The organics were washed with NaCl(sat) and then dried with Na<sub>2</sub>SO<sub>4</sub>(s). The organics were then removed under reduced pressure to give 1.80 g, 65%; *m/z* 229.

### 10 Methods 170-179

The following compounds were prepared by the procedure of Method 169, using the appropriate starting material.

Meth	Compound	m/z	SM
------	----------	-----	----

Meth	Compound	m/z	SM
170	3-[(Cyclopropylamino)sulfonyl]benzoic acid	241	Cyclopropylamine
171	3-(Aminosulfonyl)benzoic acid	202	Ammonia
172	3-{{4-(Hydroxymethyl)piperidin-1-yl}sulfonyl}benzoic acid	300	Piperidin-4-ylmethanol
173	3-{{3-(Hydroxymethyl)piperidin-1-yl}sulfonyl}benzoic acid	300	Piperidin-3-ylmethanol
174	3-{{2-(Hydroxymethyl)piperidin-1-yl}sulfonyl}benzoic acid	300	Piperidin-2-ylmethanol
175	3-{{Methoxy(methyl)amino}sulfonyl}benzoic acid	246	(Methoxyamino)-methane
176	3-{{(2,3-Dihydroxypropyl)(methyl)amino}sulfonyl}benzoic acid	304	3-(Methylamino)propane-1,2-diol
177	3-{{(Tetrahydrofuran-2-ylmethyl)amino}sulfonyl}benzoic acid	286	(Tetrahydrofuran-2-ylmethyl)amine
178	3-(Morpholin-4-ylsulfonyl)benzoic acid	272	Morpholine
179	3-(Azetidin-1-ylsulfonyl)-benzoic acid	241	Azetidine

**Method 180****Methyl 4-{{(tert-butoxycarbonyl)(cyclopropyl)amino}methyl}-3-(trifluoromethyl)benzoate**

A mixture of methyl 4-[(cyclopropylamino)methyl]-3-(trifluoromethyl)benzoate  
 5 (Method 234; 0.80 g, 0.29 mmol), di-*tert*-butyl dicarbonate (0.70 g, 0.32 mmol) and K<sub>2</sub>CO<sub>3</sub>  
 (1.21 g, 0.87 mmol) was stirred in THF (12 ml) and water (4 ml) at 25 °C for 4.5 h and the  
 solvents were removed under reduced pressure. The crude residue was taken up in EtOAc,  
 washed with water, NaCl(sat), dried, filtered and concentrated under reduced pressure.  
 Purification by chromatography (SiO<sub>2</sub>) afforded the desired product; *m/z* 374.

10

**Method 181****6-Bromo-3-methyl-2-thioxo-2,3-dihydroquinazolin-4(1H)-one**

A solution of 2-amino-5-bromobenzoic acid (2.0 g, 9.26 mmol) and methyl  
 isothiocyanate (0.63 ml, 9.26 mmol) in acetic acid (20 ml) was stirred at 120 °C for 3 h. The  
 15 reaction mixture was concentrated under reduced pressure. The residue was taken up in  
 diethyl ether, filtered and washed twice with diethyl ether to give 1.47 g (59%); *m/z* 272.

**Method 182****6-Bromo-3-methyl-2-(methylthio)quinazolin-4(3H)-one**

Iodomethane (0.51 ml, 8.13 mmol) was added to a stirring solution of 6-bromo-3-methyl-2-thioxo-2,3-dihydroquinazolin-4(1H)-one (Method 181; 1.47 g, 5.42 mmol) in 1 N sodium hydroxide (20 ml) and acetone (50 ml) was stirred at 25 °C for 30 min. The resultant solids were collected by vacuum filtration and washed with diethyl ether; *m/z* 286.

**Method 183****2-Methyl-2-(4-methylpyridin-2-yl)propanenitrile**

10 A 100 ml round bottom flask fitted with a reflux condenser was charged with 2-fluoro-4-methylpyridine (1.00 g, 9.00 mmol), 2-methylpropanenitrile (2.48 g, 36 mmol), and toluene (30 ml). Potassium Hexamethyldisilazide (13.5 mmol) was added and the reaction was refluxed for 1 h. before being cooled to 25 °C. The reaction was then quenched with NH<sub>4</sub>Cl(sat) (50 ml) and the mixture was extracted with EtOAc (2 x 50 ml). The combined  
15 organic phase was dried with MgSO<sub>4</sub> and concentrated *in vacuo* to yield the crude reaction product which was purified on 40 g SiO<sub>2</sub> hexanes-EtOAc (5:1) as eluent giving 0.870 g of the title compound as a colourless oil (60 %); *m/z* 161.

**Method 184****20 2-(1-Cyano-1-methylethyl)isonicotinic acid:**

A 50 ml three neck flask equipped with a reflux condenser was charged with 2-methyl-2-(4-methylpyridin-2-yl)propanenitrile (Method 183; 0.870 g, 5.43 mmol), and water (15 ml). The reaction mixture was heated to 60 °C and KMnO<sub>4</sub> (4.3 g, 27 mmol) was added. The reaction was heated to reflux for 2 h, and was then filtered through a bed of Celite. The  
25 pH was adjusted to 4 by the careful addition of 1N HCl and the aqueous phase was extracted with EtOAc (4 x 25 ml). The organic phase was dried with MgSO<sub>4</sub> and concentrated *in vacuo* to yield the crude reaction product which was purified on 40 g SiO<sub>2</sub> using EtOAc-MeOH (10:1) as eluent giving 0.700 g of the title compound as a white solid (68 %); *m/z* 191.

**30 Methods 185-186**

The following compounds were prepared by the procedure of Method 184, using the appropriate starting material.

Meth	Compound	m/z	SM
185	3-(1-Cyano-1-methylethyl)-2-fluorobenzoic acid	208	Method 37
186	3-(1-Carboxy-1-methylethyl)-2-fluorobenzoic acid <sup>1</sup>	227	Method 37
187	3-tert-Butylbenzoic acid	179	1-tert-Butyl-3-methylbenzene

<sup>1</sup> Formed as a by-product of Method 185

### Method 188

#### Ethyl 3-(3,3-dimethylbut-1-yn-1-yl)benzoate

- 5 Ethyl 3-bromobenzoate (0.500 g, 2.18 mmol) was dissolved in CH<sub>3</sub>CN ( 8.70 ml). Triethylamine (1.53 ml, 10.9 mmol) was added followed by 3,3-dimethylbut-1-yne (0.27 g, 3.27 mmol). With stirring Pd(PPh<sub>3</sub>)<sub>4</sub> (0.25 g, 0.21 mmol) and CuI (0.083 g, 0.436 mmol) were added and the reaction was warmed to 60 °C for 4 h. The reaction was then diluted with EtOAc (~ 50 ml), filtered through a pad of SiO<sub>2</sub>, and concentrated *in vacuo*. The crude
- 10 product was purified on 40 g SiO<sub>2</sub> using hexanes-EtOAc (10:1) as eluent giving 0.45 g of the title compound as a colourless oil (91 %); *m/z* 231.

### Methods 189-191

- The following compounds were prepared by the procedure of Method 188, using the
- 15 appropriate starting materials.

Meth	Compound	m/z	SM
189	Ethyl 3-(3-hydroxy-3-methylbut-1-yn-1-yl)benzoate	233	2-Methylbut-3-yn-2-ol and ethyl 3-bromobenzoate
190	Ethyl 3-(cyclopropylethynyl)benzoate	215	Ethynylcyclopropane and ethyl 3-bromobenzoate
191	Methyl 3-(1-cyano-1-methylethyl)-5-(3-hydroxyprop-1-yn-1-yl)benzoate	258	Prop-2-yn-1-ol and Method 39

**Method 192****Methyl 5-piperidin-1-ylnicotinate**

A 25 ml round bottom flask was charged with methyl 5-bromonicotinate (0.500 g, 2.31 mmol), piperidine (0.305 g, 3.46 mmol), and toluene (5 ml). Caesium carbonate (2.25 g, 6.93 mmol), palladium (II) acetate (52 mg, 0.23 mmol), and BINAP (0.287 g, 0.46 mmol) were then added. The reaction was heated to 80 °C for 8 h before being diluted with EtOAc (~50 ml), filtered through a pad of SiO<sub>2</sub>, and concentrated *in vacuo*. The crude product was purified on 40 g SiO<sub>2</sub> using EtOAc as eluent giving 0.376 g of the title compound as a colourless oil (74 %); *m/z* 221.

10

**Methods 193-194**

The following compounds were prepared by the procedure of Method 192, using the appropriate starting material.

Meth	Compound	m/z	SM
193	Methyl 3-piperidin-1-ylbenzoate	220	Piperidine
194	Methyl 5-morpholin-4-ylnicotinate	223	Morpholine

15 **Method 195****2-[4-(Hydroxymethyl)-2-thienyl]-2-methylpropanenitrile**

THF (25 ml) was added to 2-[4-({*tert*-butyl(diphenyl)silyl}oxy)methyl]-2-thienyl]-2-methylpropanenitrile (Method 31; 0.880 g, 2.10 mmol). A 1 M solution of tetrabutylammonium fluoride in THF (5.25 mmol) was added dropwise via syringe and the reaction was allowed to stir for 12 h at 25 °C before being quenched with NH<sub>4</sub>Cl(sat) (50 ml). The reaction mixture was extracted with EtOAc (2 x 50 ml) and the combined organic phase was dried with MgSO<sub>4</sub> and concentrated *in vacuo* to yield the crude reaction product which was purified on 40 g SiO<sub>2</sub> using hexanes-EtOAc (2:1) as eluent giving 0.270 g of the title compound as a colourless oil (71 %). *m/z* 182.

25

**Method 196****2-(4-Formyl-2-thienyl)-2-methylpropanenitrile**

To DMSO (0.277 g, 3.55 mmol) was added 10 ml of DCM. The reaction was cooled to -78 °C and oxalyl chloride (0.225 g, 1.78 mmol) was added dropwise via syringe and the reaction was allowed to stir for 30 min at this temperature. A 1 M solution of 2-[4-

30

(hydroxymethyl)-2-thienyl]-2-methylpropanenitrile (Method 195; 0.270 g, 1.48 mmol) in DCM was then added dropwise via syringe and the reaction was allowed to stir for 30 min at this temperature. Triethylamine (0.718 g, 7.40 mmol) was then added and the reaction was allowed to warm to 25 °C with stirring over 1 h before being quenched with NaHCO<sub>3</sub>(sat) 5 (250 ml). The reaction mixture was then extracted with EtOAc (2 x 50 ml) and the combined organic phase was dried with MgSO<sub>4</sub> and concentrated *in vacuo* to yield the crude reaction.

#### Method 197

##### 4-({[*tert*-Butyl(diphenyl)silyl]oxy}methyl)-2-thienyl]methanol

10 4-({[*tert*-Butyl(diphenyl)silyl]oxy}methyl)thiophene-2-carbaldehyde (Method 143; 3.99 g, 10.48 mmol) was dissolved in MeOH (50 ml). With stirring, NaBH<sub>4</sub> (0.792 g, 20.96 mmol) was added in one portion. After 1 h, the reaction was carefully quenched with a solution of NH<sub>4</sub>Cl(sat) (~250 ml). The resulting mixture was extracted with EtOAc (3 x 125 ml). The combined organic phase was washed with NaCl(sat) (250 ml), dried with MgSO<sub>4</sub>, 15 and concentrated *in vacuo* giving the crude reaction product which was purified on 120 g SiO<sub>2</sub> using hexanes-EtOAc (5:2) as eluent giving 3.99 g of the title compound as a colourless oil (98 %). *m/z* 384.

#### Method 198

##### 20 3-(Cyano-dimethyl-methyl)-5-hydroxy-*N*-(4-methyl-3-nitro-phenyl)-benzamide

A solution of 3-(cyano-dimethyl-methyl)-5-methoxy-*N*-(4-methyl-3-nitro-phenyl)-benzamide (Method 80; 353 mg, 1 mmol) in 1M BBr<sub>3</sub> in DCM (5 ml) was stirred at 25 °C for 1 h. Crushed ice was then slowly added to the mixture, and then 1N NaOH was added to adjust the pH to 10. The organic layer was then separated and discarded. The water layer was 25 then acidified with 10% HCl aq to pH 1~3, and the resulting solid was collected by vacuum filtration to give 311 mg (91.7%) of the title compound. NMR: 10.45 (s, 1H), 10.00 (s, br, 1H), 8.41 (s, 1H), 7.95 (d, 1H), 7.40 (m, 2H), 7.25 (s, 1H), 7.08 (s, 1H), 2.45 (s, 3H), 1.65 (s, 6H); *m/z* 339.

**Method 199****3-(Cyano-dimethyl-methyl)-5-methylcarbamoylmethoxy-N-(4-methyl-3-nitro-phenyl)-benzamide**

A suspension of 3-(cyano-dimethyl-methyl)-5-hydroxy-N-(4-methyl-3-nitro-phenyl)-  
 5 benzamide (Method 198; 180 mg, 0.53 mmol), 2-chloro-N-methyl acetamide (68 mg, 0.64  
 mmol), K<sub>2</sub>CO<sub>3</sub> (731 mg, 5.3 mmol) and sodium iodide (80 mg, 0.53 mmol) in 10 ml of  
 acetone and 1,4-dioxane (1:1) was heated to reflux for 4 h. The resulting salt was filtered and  
 washed with acetone. The filtrate and washings were concentrated under reduced pressure,  
 and the residue was purified with an ISCO system (hexane-EtOAc), to give 169 mg (77.9%)  
 10 of the title compound as white solid. NMR: 10.55 (s, 1H), 8.42 (s, 1H), 8.15 (s, br, 1H), 7.96  
 (d, 1H), 7.70 (s, 1H), 7.50 (m, 2H), 7.35 (s, 1H), 4.55 (s, 2H), 3.29 (s, 3H), 2.68 (d, 3H), 1.70  
 (s, 6H); *m/z* 410.

**Methods 200-205**

15 The following compounds were prepared by the procedure of Method 199, using the  
 appropriate starting material and 3-(cyano-dimethyl-methyl)-5-hydroxy-N-(4-methyl-3-nitro-  
 phenyl)-benzamide (Method 198)

<b>Meth</b>	<b>Compound</b>	<b>m/z</b>	<b>SM</b>
<b>200</b>	3-(1-Cyano-1-methylethyl)-N-(4-methyl-3-nitrophenyl)-5-(2-morpholin-4-ylethoxy)benzamide	454	4-(2-Chloroethyl)morpholine
<b>201</b>	3-(1-Cyano-1-methylethyl)-N-(4-methyl-3-nitrophenyl)-5-(2-piperidin-1-ylethoxy)benzamide	452	1-(2-Chloroethyl)piperidine
<b>202</b>	3-(1-Cyano-1-methylethyl)-N-(4-methyl-3-nitrophenyl)-5-[3-(4-methylpiperazin-1-yl)propoxy]benzamide	480	1-(3-Chloropropyl)-4-methylpiperazine
<b>203</b>	3-(1-Cyano-1-methylethyl)-N-(4-methyl-3-nitrophenyl)-5-[2-(1-methylpyrrolidin-2-yl)ethoxy]benzamide	451	2-(2-Chloroethyl)-1-methylpyrrolidine
<b>204</b>	3-(2-Azepan-1-ylethoxy)-5-(1-cyano-1-methylethyl)-N-(4-methyl-3-nitrophenyl)benzamide	465	1-(2-Chloroethyl)azepane

205	3-(1-Cyano-1-methylethyl)-5-(2-methoxyethoxy)- <i>N</i> -(4-methyl-3-nitrophenyl)benzamide	398	1-Chloro-2-methoxyethane
-----	--------------------------------------------------------------------------------------------	-----	--------------------------

**Method 206**Benzyl 4-(iodomethyl)piperidine-1-carboxylate

Triphenylphosphine (7.87 g, 30 mmol) and imidazole (2.05 g, 30 mmol, 1.5 equiv) in DCM at 0 °C under Ar was treated with I<sub>2</sub> (7.61 g, 30 mmol, 1.5 equiv). After 5 min, benzyl 4-(hydroxymethyl)tetrahydro-1(2H)-pyridinecarboxylate (5.00 g, 20 mmol) in DCM was added. The reaction was stirred for 1 h and then quenched with 10% HCl. The reaction mixture was extracted with EtOAc and the organic layer was washed with NaHCO<sub>3</sub>(sat). The organics were dried with NaCl(sat) and Na<sub>2</sub>SO<sub>4</sub>(s) and then removed under reduced pressure. The residue was then purified by column chromatography utilizing an ISCO system (EtOAc-hexane) to give 6.20 g (86%) of a white solid; *m/z* 360.

**Method 207**

The following compound was prepared by the procedure of Method 206, using the appropriate starting materials

Meth	Compound	<i>m/z</i>	SM
207	<i>tert</i> -Butyl (3-iodopropyl)carbamate	286	<i>tert</i> -Butyl (3-hydroxypropyl)carbamate

**Method 208**3-(1-Cyano-1-methylethyl)-5-fluorobenzoic acid

2-(3-Bromo-5-fluorophenyl)-2-methylpropanenitrile (Method 32; 258 mg, 1.07 mmol) in THF (10 ml) at -78 °C under Ar was treated with *t*-BuLi (1.7 M in pentane, 2.13 mmol, 2.0 equiv). The reaction stirred for 15 min and then CO<sub>2(g)</sub> was bubbled through the reaction mixture. After 10 min, the reaction was quenched with 10% NaOH and extracted with EtOAc. The aqueous layer was acidified with 10% HCl and extracted with EtOAc. The organics were dried with NaCl(sat) and Na<sub>2</sub>SO<sub>4</sub>(s) and then removed under reduced pressure; *m/z* 208.

**Method 209**

The following compound was prepared by the procedure of Method 208, using the appropriate starting material.

Meth	Compound	m/z	SM
209	3-(2-Methoxy-1,1-dimethylethyl)benzoic acid	209	Method 34

**5 Method 210****Methyl 4-fluoro-3-methylbenzoate**

To a stirring solution of 4-fluoro-3-methylbenzoic acid (5.0 g, 0.032 mol) and  $K_2CO_3$  (9.0 g 0.064 mol) in 80 ml DMF was added iodomethane (2.4 ml, 0.038 mol). The reaction mixture was allowed to stir at 25 °C for 15 h. The DMF was removed under reduced pressure and the resulting residue was washed with EtOAc and  $H_2O$ . The organic layer was dried and the solvent was removed under reduced pressure. *m/z* 169.

**Method 211**

The following compounds were prepared by the procedure of Method 210, using the appropriate starting material.

Meth	Compound	m/z	SM
211	4-Methyl-3-trifluoromethyl-benzoic acid methyl	218	4-Methyl-3-trifluoromethyl-benzoic acid

**Method 212****4-Iodo-1-methylpiperidine**

4-Chloro-1-methyl-piperidine hydrochloride (4 g, 23.5 mmol) was dissolved in 40 ml of  $K_2CO_3$  solution. The solution was extracted with EtOAc (3 × 50 ml). The combined extracts were dried and concentrated under reduced pressure to about 50 ml. NaI (3.55g, 23.7 mmol) was then added to the solution and the suspension was stirred at 25 °C for 30 min. Water was added and the organic layer separated and dried. The organics were concentrated to give the title compound as a yellow oil.

**Method 213**3-(Cyano-dimethyl-methyl)-N-(4-methyl-3-nitro-phenyl)-5-(1-methyl-piperidin-4-yloxy)-benzamide

To a cooled suspension of NaH (60% dispersed in mineral oil) (32 mg, 0.79 mmol) in DMF (4 ml) was added dropwise a solution of 3-(cyano-dimethyl-methyl)-5-hydroxy-N-(4-methyl-3-nitro-phenyl)-benzamide (Method 198; 268 mg, 0.79 mmol) in DMF (2 ml). Then 4-iodo-1-methyl-piperidine (Method 212; 178 mg, 0.79mmol) in DMF (2 ml) was added. The reaction mixture was heated to reflux for 12 h. After cooling to 25 °C, water (20 ml) was added to the mixture. The resulting solution was extracted with EtOAc (3 × 30 ml). The combined extracts were dried and concentrated under reduced pressure. The resulting residue was then purified by a Gilson HPLC (0.1% TFA in acetonitrile and water) to yield 60 mg (17%) of the title compound; *m/z* 436.

**Method 214**15 4-Dimethylaminomethyl-3-trifluoromethyl-benzoic acid methyl ester

A mixture of 4-bromomethyl-3-trifluoromethyl-benzoic acid methyl ester (Method 165; 400 mg, 1.35 mmol), dimethyl amine (2.0 M in THF) (2 ml, 4 mmol) and K<sub>2</sub>CO<sub>3</sub> (373 mg, 2.7 mmol) in CH<sub>3</sub>CN (10 ml) was stirred at 25 °C for 1h. The temperature was then raised to 80°C over 1 h and stirred at this temperature for 3 h. The reaction mixture was cooled to 25°C and washed with DCM. The organics were concentrated under reduced pressure, and the resulting residue was purified by column chromatography utilizing an ISCO system (hexane-EtOAc) to yield the title compound as a colourless oil 230mg (65.3%). NMR: 8.25 (d, 1H), 8.20 (s, 1H), 7.95 (d, 1H), 3.90 (s, 3H), 3.60 (s, 2H), 2.18 (s, 6H); *m/z* 261.

25 **Methods 215-216**

The following compounds were prepared by the procedure of Method 214, using the appropriate starting materials

Meth	Compound	m/z	SM
215	Methyl 3-(1-cyano-1-methylethyl)-5-[(4-methylpiperazin-1-yl)methyl]benzoate	315	Method 167 and N-methyl piperazine
216	Methyl 3-(1-cyano-1-methylethyl)-5-[[dimethylamino)methyl]benzoate	260	Method 167 and dimethylamine

**Method 217****Methyl 3-[3-(trimethylsilyl)prop-2-yn-1-yl]benzoate**

Trimethylsilyl acetylene (2.4 ml, 17.0 mmol) was added to a solution of methyl 3-(bromomethyl)benzoate (3.0 g, 13.1 mmol), Pd<sub>2</sub>dba<sub>3</sub> (300 mg, 0.3 mmol), triphenylphosphine (343 mg, 1.3 mmol), Cs<sub>2</sub>CO<sub>3</sub> (6.0 g, 18.3 mmol), and CuI (187 mg, 1.0 mmol) in THF (50 ml). The reaction mixture was stirred for 12 h at 50 °C. After allowing the mixture to cool back to 25 °C, it was then diluted with EtOAc (~ 100 ml) and washed with NaCl(sat). The mixture was then filtered through a pad of celite, dried and concentrated *in vacuo*. The crude product was purified on SiO<sub>2</sub> using hexanes-EtOAc 4:1 as eluent giving 2.2 g (67 %) as product. H NMR (300 MHz): 8.03 (s, 1H), 7.92 (d, 1H), 7.57 (d, 1H), 7.40 (t, 1H), 3.93 (s, 3H), 3.71 (s, 2H), 0.21 (s, 9H).

**Method 218****Methyl 3-[1,1-dimethyl-3-(trimethylsilyl)prop-2-yn-1-yl]benzoate**

A solution of methyl 3-[3-(trimethylsilyl)prop-2-yn-1-yl]benzoate (Method 217; 350 mg, 1.28 mmol) in THF (6 ml) was treated with NaHMDS (2.8 ml, 2.81 mmol) at -78 °C. Iodomethane (0.2 ml) was added and the reaction mixture was warmed to 25 °C and stirred for an additional 2 hr. The reaction mixture was then quenched with NH<sub>4</sub>Cl(sat) solution and extracted with EtOAc. The combined organics were dried and concentrated under reduced pressure. The crude product was purified by column chromatography utilizing an ISCO system (hexane-EtOAc) to give 200 mg (52%) of desired product. H NMR (300 MHz): 8.25 (s, 1H), 7.91 (d, 1H), 7.78 (d, 1H), 7.40 (t, 1H), 3.92 (s, 3H), 1.62 (s, 6H), 0.23 (s, 9H).

**Method 219****3-(1,1-Dimethylprop-2-yn-1-yl)benzoic acid**

To a solution of methyl 3-[1,1-dimethyl-3-(trimethylsilyl)prop-2-yn-1-yl]benzoate (Method 218; 110 mg, 0.36 mmol) in a solvent system of THF (4 ml), MeOH (2 ml) and H<sub>2</sub>O (2 ml) was added lithium hydroxide (26 mg, 1.09 mmol) and the reaction mixture was stirred at 25 °C for 12 h. The reaction mixture was diluted with EtOAc and water. The aqueous layer was separated and then was acidified with 10% HCl and subsequently extracted with EtOAc. The combined extracts were dried to give 60 mg (88 %) of desired product; *m/z* 188.

**Method 220****3-(1,1-Dimethylpropyl)benzoic acid**

3-(1,1-Dimethylprop-2-yn-1-yl)benzoic acid (Method 219; 170 mg, 0.90 mmol) in MeOH (5 ml) was treated with Pd/C (17 mg). The reaction mixture was stirred for 12 h under an atmosphere of Hydrogen gas at 25 °C. The mixture was filtered through celite, and the solvent was removed under reduced pressure to yield the desired product (150 mg, 86 %); *m/z* 192.

**Method 221**10 **Ethyl 3-(cyclopropylcarbonyl)benzoate**

To a solution of ethyl 3-iodobenzoate (1.8 ml, 10.0 mmol) in THF (40 ml) at -78 °C, isopropyl magnesium chloride (2.0M, 7.0 ml, 14.0 mmol) was added. After 30 mins of stirring, CuCN (1.1 g, 12.0 mmol) and LiCl (1.0 g, 24.0 mmol) were added simultaneously. After 20 min, cyclopropane carbonyl chloride (3.0 ml, 33.0 mmol) was added, and then the reaction mixture was warmed to 25 °C over 1 h. The mixture was diluted with EtOAc and washed sequentially with NH<sub>4</sub>Cl(sat) and NaCl(sat). The organics were dried, and the solvents removed under reduced pressure. The crude product was purified by column chromatography utilizing an ISCO system (hexane-EtOAc) to yield 1.2 g (50 %). H NMR (300 MHz): 8.66 (s, 1H), 8.22 (d, 1H), 8.17 (d, 1H), 7.55 (t, 1H), 4.40 (q, 2H), 2.76 - 2.67 (m, 1H), 1.40 (t, 3H), 1.29 - 1.21 (m, 2H), 1.12 - 1.01 (m, 2H).

**Method 222****Ethyl 3-(1-cyclopropyl-1-hydroxyethyl)benzoate**

To a solution of ethyl 3-(cyclopropylcarbonyl)benzoate (Method 221; 363 mg, 1.66 mmol) in THF (6 ml) at -78 °C, methyl magnesium bromide (3.0M, 0.73 ml, 2.16 mmol) was added. After 3 h, the mixture was diluted with EtOAc and then washed sequentially with NH<sub>4</sub>Cl(sat) and then NaCl(sat). The organics were dried, and the resulting material was purified by column chromatography utilizing an ISCO system (hexane-EtOAc) to yield 1.2 g (50 %) of the desired product. H NMR (300 MHz): 8.19 (s, 1H), 7.92 (d, 1H), 7.72 (d, 1H), 7.40 (t, 1H), 4.37 (q, 2H), 1.78 (s, 1H), 1.51 (s, 3H), 1.38 (t, 3H), 1.32 - 1.21 (m, 1H), 0.46 - 0.37 (m, 4H).

**Method 223****Ethyl 3-(cyclopropyl(hydroxy)methyl)benzoate**

To a solution of ethyl 3-(cyclopropylcarbonyl)benzoate (Method 221; 363 mg, 1.66 mmol) in EtOH (5 ml) at 25 °C, NaBH<sub>4</sub> (70 mg, 1.86 mmol) was added. After 4 h, the mixture was diluted with EtOAc and then washed sequentially with NH<sub>4</sub>Cl(sat) and then NaCl(sat). The organics were dried, and the resulting material was purified by column chromatography utilizing an ISCO system (hexane-EtOAc) to yield 210 mg (77 %) of the desired product. H NMR (300 MHz): 8.07 (s, 1H), 7.95 (d, 1H), 7.61 (d, 1H), 7.41 (t, 1H), 4.36 (q, 2H), 4.04 (d, 1H), 2.16 (s, 1H), 1.38 (t, 3H), 1.27 - 1.15 (m, 1H), 0.66 - 0.54 (m, 2H), 0.52 - 0.36 (m, 2H).

**Method 224****Methyl 3-(1,1-difluoroethyl)benzoate**

A solution of methyl 3-acetylbenzoate (Method 151; 700 mg, 3.9 mmol) in 5 ml of DeoxoFluor™ was stirred for 12 h at 85 °C. The reaction mixture was then added to a NaCl(sat) solution. The aqueous mixture was extracted with EtOAc. The organics were dried, and the resulting material was purified by column chromatography utilizing an ISCO system (hexane-EtOAc) to yield a clear oil (396 mg, 50 %). H NMR (300 MHz): 7.96 (s, 1H), 7.86 (d, 1H), 7.50 (d, 1H), 7.31 - 7.22 (m, 1H), 3.73 (s, 3H), 1.74 (t, 3H).

**Method 225****Sodium [3-(1-cyano-1-methylethyl)-5-(methoxycarbonyl)phenyl]methanesulfonate**

A solution of methyl 3-(bromomethyl)-5-(1-cyano-1-methylethyl)benzoate (Method 167; 230 mg, 0.777 mmol) in acetone (5 ml) and water (5 ml) was added sodium sulfite. The mixture was stirred at reflux. The solvents were removed under reduced pressure to give the product; *m/z* 297.

**Method 226****Methyl 3-(1-cyano-1-methylethyl)-5-[(methylthio)methyl]benzoate**

A solution of methyl 3-(bromomethyl)-5-(1-cyano-1-methylethyl)benzoate (Method 167; 80 mg, 0.27 mmol) in EtOH (1 ml) was added sodium sulfite. The mixture was stirred at reflux. The solvents were removed under reduced pressure to give the product; *m/z* 263.

**Method 227****Methyl 3-(1-cyano-1-methylethyl)-5-[3-(4-methylpiperazin-1-yl)prop-1-yn-1-yl]benzoate**

To a solution of methyl 3-(1-cyano-1-methylethyl)-5-(3-hydroxyprop-1-yn-1-yl)benzoate (Method 191; 115 mg, 0.447 mmol) and triethylamine (81  $\mu$ L, 0.581 mmol) in DCM was added methane sulfonyl chloride (52  $\mu$ L, 0.671 mmol). The reaction mixture was allowed to stir for 15 min at 25 °C. The solvent was removed under reduced pressure and the residue was dissolved in EtOAc. The organics were washed with NaCl(sat) and then dried. The solvents were removed under reduced pressure to provide 149 mg (quantitative yield) of the desired intermediate. The material was then dissolved in DCM (3 ml). Triethylamine (190  $\mu$ L, 1.34 mmol) and *N*-methyl piperazine were then added to the mixture and stirred for 12 h. The solvents were removed under reduced pressure and the resulting material was purified by column chromatography utilizing an ISCO system (DCM-MeOH) to yield 50 mg (33%) of desired product; *m/z* 339.

**Method 228*****N*-Cyclopropylformamide**

Cyclopropylamine (5.0 ml, 72 mmol) and methyl formate (4.5 ml, 72 mmol) were added together and heated to reflux. After 12 h, the excess starting materials were removed under reduced pressure and the material was utilized directly.

20

**Method 229*****tert*-Butyl (4-methyl-3-nitrophenyl)carbamate**

A solution of 4-methyl-3-nitroaniline (10.0 g, 0.066 mol) was dissolved in THF (25 ml) at 65 °C. Di-*tert*-butyl dicarbonate (17.2 g, 0.079 mol, 1.2 equiv) in THF (20 ml) was added dropwise over 30 min. The mixture was then refluxed under nitrogen for 12 h. The reaction was cooled to 25 °C and the solvent was removed under reduced pressure to give a brown oil. The oil was dissolved in hexane-EtOAc (4:1) and 30 g of silica gel was added to the solution. The solution was stirred for 5 min and the silica was removed by filtration. The silica was then repeatedly washed with hexane-EtOAc (4:1) until no further product was detected. The solvents were combined and concentrated under reduced pressure. The resulting yellow solid was washed with hexane and air dried to give 14.2 g of the desired product (85%). NMR (300 MHz): 8.07 (s, 1H), 7.53 (d, 1H), 7.26 - 7.30 (m, 1H), 6.66 (s, 1H), 2.55 (s, 3H), 1.55 (s, 9H).

**Method 230***tert*-Butyl (3-amino-4-methylphenyl)carbamate

A solution of *tert*-butyl (4-methyl-3-nitrophenyl)carbamate (Method 229; 10.0 g, 39.6 mmol) was dissolved in EtOH (220 ml). The solution was treated with 10% Pd/C (650 mg) and placed on a Parr Hydrogenator at 50 psi of hydrogen for 12 h. The resulting solution was filtered through celite and the solvent was removed under reduced pressure to give 8.68 g (98%). NMR (300 MHz): 6.86 - 6.98 (m, 2H), 6.48 (d, 1H), 6.36 (s, 1H), 3.59 (s, 2H), 2.09 (s, 3H), 1.42 - 1.50 (m, 9H).

10 **Method 231***tert*-Butyl {4-methyl-3-[(3-methyl-4-oxo-3,4-dihydroquinazolin-6-yl)amino]phenyl}carbamate

A stirred mixture of *tert*-butyl (3-amino-4-methylphenyl)carbamate (Method 230, 3.08 g, 0.0135 mmol), 6-bromo-3-methylquinazolin-4(3*H*)-one (Method 104; 3.24 g, 0.0135 mmol), Cs<sub>2</sub>CO<sub>3</sub> (13.20 g, 0.0405 mol, 3.0 equiv), BINAP (841 mg, 1.35 mmol, 5 mol%) in dioxane (50 ml) was treated with Pd<sub>2</sub>(dba)<sub>3</sub> (618 mg, 0.675 mmol). The reaction mixture was heated to 80 °C for 12 h. The reaction was then quenched with 10% NaOH(aq) and extracted with EtOAc. The organics were dried with NaCl(sat) and then Na<sub>2</sub>SO<sub>4</sub>(s). The organics were removed under reduced pressure and the resulting solid was treated with DCM (100 ml). The resulting precipitate was collected by vacuum filtration (3.00 g, 58%); *m/z* 387.

**Method 232**6-[(5-Amino-2-methylphenyl)amino]-3-methylquinazolin-4(3*H*)-one

A stirred mixture of *tert*-butyl {4-methyl-3-[(3-methyl-4-oxo-3,4-dihydroquinazolin-6-yl)amino]phenyl}carbamate (Method 231; 3.00 g, 7.78 mmol) in DCM (30 ml) was treated with TFA (30 ml). The solvents were removed under reduced pressure. The resulting solid was treated with 10% NaOH(aq) and extracted with EtOAc. The organics were dried with NaCl(sat) and then Na<sub>2</sub>SO<sub>4</sub>(s). The organics were then removed under reduced pressure (2.18 g, 99%); *m/z* 280.

**Method 233****Methyl 3-[2-(dimethylamino)-1,1-dimethyl-2-oxoethyl]benzoate**

2-(3-Bromophenyl)-*N,N*,2-trimethylpropanamide (Method 113; 202 mg, 0.748 mmol), MeOH (35  $\mu$ l, 7.48 mmol, 10.00 equiv), Pd(OAc)<sub>2</sub> (17 mg, 0.075 mmol, 10 mol%), Mo(CO)<sub>6</sub> (296 mg, 1.12 mmol, 1.5 equiv), Cs<sub>2</sub>CO<sub>3</sub> (365 mg, 1.12 mmol, 1.5 equiv) and BINAP (47 mg, 0.075 mmol, 10 mol%) in toluene-CH<sub>3</sub>CN 1:1 (2 ml) was heated at 90 °C under Ar for 12 h. The reaction was quenched with 10% NaOH and extracted with EtOAc. The organics were dried with NaCl(sat) and Na<sub>2</sub>SO<sub>4</sub>(s) and then removed under reduced pressure. The residue was then purified by column chromatography utilizing an ISCO system (EtOAc-hexane) to give 50 mg (27%) of the desired product; *m/z* 250.

**Method 234****Methyl 4-[(cyclopropylamino)methyl]-3-(trifluoromethyl)benzoate**

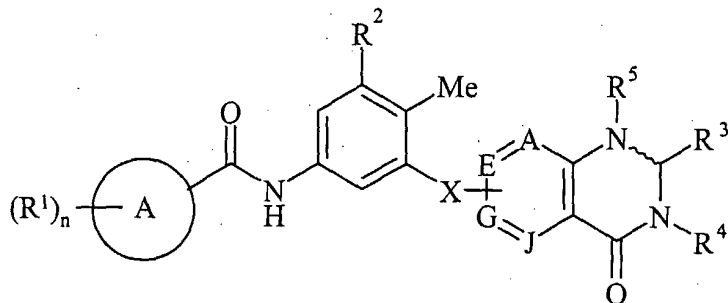
A suspension of methyl 4-(bromomethyl)-3-(trifluoromethyl)benzoate (Method 158; 0.85 g, 2.86 mmol), cyclopropylamine (0.82 g, 41.3 mmol) and K<sub>2</sub>CO<sub>3</sub> (1.19 g, 8.58 mmol) in CH<sub>3</sub>CN (15 ml) was stirred at 45 °C for 15 h. The reaction mixture was concentrated under reduced pressure and purified on silica gel; *m/z* 274.

**Method 235****Methyl 3-cyclopropylbenzoate**

To a 100 ml round bottom flask charged with a magnetic stir bar and DCM (20 ml) was added 12.3 ml of diethyl zinc (1M in hexanes). The reaction mixture was cooled to 0 °C and trifluoroacetic acid (1.40 g, 12.3 mmol) was added dropwise via syringe. The reaction was stirred at this temperature for 20 mins followed by the addition of CH<sub>2</sub>I<sub>2</sub> (3.30 g, 12.3 mmol). The reaction mixture was stirred for 20 mins before methyl 3-vinylbenzoate (1.00 g, 6.16 mmol) was added. The reaction was then allowed to warm to 25 °C with stirring for 3 h. before being quenched by the addition of ~50 ml of saturated aqueous NH<sub>4</sub>Cl. The mixture was poured into a separatory funnel and the aqueous phase was further extracted with DCM (3 X 50 ml). The combined organic extract was dried with MgSO<sub>4</sub> and concentrated *in vacuo* to yield the crude reaction product which was purified on 120 g SiO<sub>2</sub> using hexanes-EtOAc 10:1 as eluent giving 1.01 g of the title compound as a colourless oil (94 %); *m/z* 177.

## Claims

1. A compound of formula (I):



5

(I)

wherein:

**Ring A** is carbocyclyl or heterocyclyl; wherein if said heterocyclyl contains an -NH- moiety that nitrogen may be optionally substituted by a group selected from R<sup>6</sup>;

R<sup>1</sup> is a substituent on carbon and is selected from halo, nitro, cyano, hydroxy, amino, carboxy, carbamoyl, mercapto, sulphamoyl, C<sub>1-6</sub>alkyl, C<sub>2-6</sub>alkenyl, C<sub>2-6</sub>alkynyl, C<sub>1-6</sub>alkoxy, C<sub>1-6</sub>alkanoyl, C<sub>1-6</sub>alkanoyloxy, *N*-(C<sub>1-6</sub>alkyl)amino, *N,N*-(C<sub>1-6</sub>alkyl)<sub>2</sub>amino, C<sub>1-6</sub>alkanoylamino, *N*-(C<sub>1-6</sub>alkyl)carbamoyl, *N,N*-(C<sub>1-6</sub>alkyl)<sub>2</sub>carbamoyl, C<sub>1-6</sub>alkylS(O)<sub>a</sub> wherein a is 0 to 2, C<sub>1-6</sub>alkoxycarbonyl, *N*-(C<sub>1-6</sub>alkyl)sulphamoyl, *N,N*-(C<sub>1-6</sub>alkyl)<sub>2</sub>sulphamoyl, *N*-(C<sub>1-6</sub>alkoxy)sulphamoyl,

15 *N*-(C<sub>1-6</sub>alkyl)-*N*-(C<sub>1-6</sub>alkoxy)sulphamoyl, C<sub>1-6</sub>alkylsulphonylamino, carbocyclyl-R<sup>7</sup> - or heterocyclyl-R<sup>8</sup>-; wherein R<sup>1</sup> may be optionally substituted on carbon by one or more R<sup>9</sup>; and wherein if said heterocyclyl contains an -NH- moiety that nitrogen may be optionally substituted by a group selected from R<sup>10</sup>;

n is selected from 0-4; wherein the values of R<sup>1</sup> may be the same or different;

20 R<sup>2</sup> is selected from hydrogen, halo, nitro, cyano, hydroxy, amino, carboxy, carbamoyl, mercapto, sulphamoyl, C<sub>1-6</sub>alkyl, C<sub>2-6</sub>alkenyl, C<sub>2-6</sub>alkynyl, C<sub>1-6</sub>alkoxy, C<sub>1-6</sub>alkanoyl, C<sub>1-6</sub>alkanoyloxy, *N*-(C<sub>1-6</sub>alkyl)amino, *N,N*-(C<sub>1-6</sub>alkyl)<sub>2</sub>amino, C<sub>1-6</sub>alkanoylamino, *N*-(C<sub>1-6</sub>alkyl)carbamoyl, *N,N*-(C<sub>1-6</sub>alkyl)<sub>2</sub>carbamoyl, C<sub>1-6</sub>alkylS(O)<sub>a</sub> wherein a is 0 to 2, C<sub>1-6</sub>alkoxycarbonyl, *N*-(C<sub>1-6</sub>alkyl)sulphamoyl, *N,N*-(C<sub>1-6</sub>alkyl)<sub>2</sub>sulphamoyl,


25 C<sub>1-6</sub>alkylsulphonylamino, carbocyclyl-R<sup>11</sup> - or heterocyclyl-R<sup>12</sup>-; wherein R<sup>2</sup> may be optionally substituted on carbon by one or more R<sup>13</sup>; and wherein if said heterocyclyl contains an -NH- moiety that nitrogen may be optionally substituted by a group selected from R<sup>14</sup>;

X is NR<sup>15</sup> or O;

one of A, E, G and J is C which is attached to X of formula (I); the other three are independently selected from CR<sup>16</sup> or N;

R<sup>3</sup> and R<sup>16</sup> are independently selected from hydrogen, halo, nitro, cyano, hydroxy, amino, carboxy, carbamoyl, mercapto, sulphamoyl, C<sub>1-6</sub>alkyl, C<sub>2-6</sub>alkenyl, C<sub>2-6</sub>alkynyl, C<sub>1-6</sub>alkoxy, C<sub>1-6</sub>alkanoyl, C<sub>1-6</sub>alkanoyloxy, *N*-(C<sub>1-6</sub>alkyl)amino, *N,N*-(C<sub>1-6</sub>alkyl)<sub>2</sub>amino, C<sub>1-6</sub>alkanoylamino, *N*-(C<sub>1-6</sub>alkyl)carbamoyl, *N,N*-(C<sub>1-6</sub>alkyl)<sub>2</sub>carbamoyl, C<sub>1-6</sub>alkylS(O)<sub>a</sub> wherein a is 0 to 2, C<sub>1-6</sub>alkoxycarbonyl, *N*-(C<sub>1-6</sub>alkyl)sulphamoyl, *N,N*-(C<sub>1-6</sub>alkyl)<sub>2</sub>sulphamoyl, C<sub>1-6</sub>alkylsulphonylamino, carbocyclyl-R<sup>17</sup>- or heterocyclyl-R<sup>18</sup>-; wherein R<sup>3</sup> and R<sup>16</sup> independently of each other may be optionally substituted on carbon by one or more R<sup>19</sup>; and wherein if said heterocyclyl contains an -NH- moiety that nitrogen may be optionally substituted by a group selected from R<sup>20</sup>;

R<sup>4</sup>, R<sup>5</sup> and R<sup>15</sup> are independently selected from hydrogen, C<sub>1-6</sub>alkyl, C<sub>1-6</sub>alkanoyl, C<sub>1-6</sub>alkylsulphonyl, C<sub>1-6</sub>alkoxycarbonyl, carbamoyl, carbocyclyl, heterocyclyl, *N*-(C<sub>1-6</sub>alkyl)carbamoyl and *N,N*-(C<sub>1-6</sub>alkyl)carbamoyl; wherein R<sup>4</sup>, R<sup>5</sup> and R<sup>15</sup> independently of each other may be optionally substituted on carbon by one or more R<sup>21</sup>;

the bond “” between the -NR<sup>5</sup>- and -CR<sup>3</sup>- of formula (I) is either (i) a single bond wherein R<sup>5</sup> is as defined above, or (ii) a double bond wherein R<sup>5</sup> is absent;

R<sup>9</sup>, R<sup>13</sup>, R<sup>19</sup> and R<sup>21</sup> are independently selected from halo, nitro, cyano, hydroxy, amino, carboxy, carbamoyl, mercapto, sulphamoyl, C<sub>1-6</sub>alkyl, C<sub>2-6</sub>alkenyl, C<sub>2-6</sub>alkynyl, C<sub>1-6</sub>alkoxy, C<sub>1-6</sub>alkanoyl, C<sub>1-6</sub>alkanoyloxy, *N*-(C<sub>1-6</sub>alkyl)amino, *N,N*-(C<sub>1-6</sub>alkyl)<sub>2</sub>amino, C<sub>1-6</sub>alkanoylamino, *N*-(C<sub>1-6</sub>alkyl)carbamoyl, *N,N*-(C<sub>1-6</sub>alkyl)<sub>2</sub>carbamoyl, C<sub>1-6</sub>alkylS(O)<sub>a</sub> wherein a is 0 to 2, C<sub>1-6</sub>alkoxycarbonyl, C<sub>1-6</sub>alkoxycarbonylamino, *N*-(C<sub>1-6</sub>alkyl)sulphamoyl, *N,N*-(C<sub>1-6</sub>alkyl)<sub>2</sub>sulphamoyl, C<sub>1-6</sub>alkylsulphonylamino, carbocyclyl-R<sup>22</sup>- or heterocyclyl-R<sup>23</sup>-; wherein R<sup>9</sup>, R<sup>13</sup>, R<sup>19</sup> and R<sup>21</sup> independently of each other may be optionally substituted on carbon by one or more R<sup>24</sup>; and wherein if said heterocyclyl contains an -NH- moiety that nitrogen may be optionally substituted by a group selected from R<sup>25</sup>;

R<sup>7</sup>, R<sup>8</sup>, R<sup>11</sup>, R<sup>12</sup>, R<sup>17</sup>, R<sup>18</sup>, R<sup>22</sup> and R<sup>23</sup> are independently selected from a direct bond, -O-, -N(R<sup>26</sup>)-, -C(O)-, -N(R<sup>27</sup>)C(O)-, -C(O)N(R<sup>28</sup>)-, -S(O)<sub>s</sub>-, -SO<sub>2</sub>N(R<sup>29</sup>)- or -N(R<sup>30</sup>)SO<sub>2</sub>-; wherein R<sup>26</sup>, R<sup>27</sup>, R<sup>28</sup>, R<sup>29</sup> and R<sup>30</sup> is hydrogen, C<sub>1-6</sub>alkoxycarbonyl or C<sub>1-6</sub>alkyl and s is 0-2;

R<sup>6</sup>, R<sup>10</sup>, R<sup>14</sup>, R<sup>20</sup> and R<sup>25</sup> are independently selected from C<sub>1-6</sub>alkyl, C<sub>1-6</sub>alkanoyl, C<sub>1-6</sub>alkylsulphonyl, C<sub>1-6</sub>alkoxycarbonyl, carbamoyl, *N*-(C<sub>1-6</sub>alkyl)carbamoyl, *N,N*-(C<sub>1-6</sub>alkyl)carbamoyl, benzyl, benzyloxycarbonyl, benzoyl and phenylsulphonyl;

$R^{24}$  is selected from halo, nitro, cyano, hydroxy, trifluoromethoxy, trifluoromethyl, amino, carboxy, carbamoyl, mercapto, sulphamoyl, methyl, ethyl, methoxy, ethoxy, acetyl, acetoxymethyl, methylamino, ethylamino, dimethylamino, diethylamino, *N*-methyl-*N*-ethylamino, acetylamino, *N*-methylcarbamoyl, *N*-ethylcarbamoyl, *N,N*-dimethylcarbamoyl, *N,N*-diethylcarbamoyl, *N*-methyl-*N*-ethylcarbamoyl, methylthio, ethylthio, methylsulphinyl, ethylsulphinyl, mesyl, ethylsulphonyl, methoxycarbonyl, ethoxycarbonyl, *N*-methylsulphamoyl, *N*-ethylsulphamoyl, *N,N*-dimethylsulphamoyl, *N,N*-diethylsulphamoyl or *N*-methyl-*N*-ethylsulphamoyl; or a pharmaceutically acceptable salt thereof.

10

2. A compound of formula (I), or a pharmaceutically acceptable salt thereof, as claimed in claim 1 wherein Ring A is phenyl, thienyl, pyridyl, thiazolyl, isoxazolyl, furyl, 1,3-benzodioxolyl, pyrazolyl, indolyl, 2,3-dihydrobenzofuranyl, imidazo[1,2-*a*]pyridinyl or pyrimidinyl; wherein said pyrazolyl may be optionally substituted on nitrogen by a group  
15 selected from  $R^6$ ; wherein  $R^6$  is  $C_{1-6}$ alkyl.

3. A compound of formula (I), or a pharmaceutically acceptable salt thereof, as claimed in either claim 1 or claim 2 wherein:

$R^1$  is a substituent on carbon and is selected from halo, hydroxy, cyano, sulphamoyl,  $C_{1-6}$ alkyl,  $C_{2-6}$ alkenyl,  $C_{2-6}$ alkynyl,  $C_{1-6}$ alkoxy, *N,N*-( $C_{1-6}$ alkyl)<sub>2</sub>carbamoyl,  $C_{1-6}$ alkylS(O)<sub>a</sub> wherein a is 0 to 2,  $C_{1-6}$ alkoxycarbonyl, *N*-( $C_{1-6}$ alkyl)sulphamoyl, *N,N*-( $C_{1-6}$ alkyl)<sub>2</sub>sulphamoyl, *N*-( $C_{1-6}$ alkyl)-*N*-( $C_{1-6}$ alkoxy)sulphamoyl, carbocyclyl- $R^7$ - or heterocyclyl- $R^8$ -; wherein  $R^1$  may be optionally substituted on carbon by one or more  $R^9$ ; and wherein if said heterocyclyl contains an -NH- moiety that nitrogen may be optionally  
25 substituted by a group selected from  $R^{10}$ ;

$R^9$  is selected from halo, cyano, hydroxy, carboxy,  $C_{1-6}$ alkyl,  $C_{1-6}$ alkoxy, *N,N*-( $C_{1-6}$ alkyl)<sub>2</sub>amino, *N*-( $C_{1-6}$ alkyl)carbamoyl, *N,N*-( $C_{1-6}$ alkyl)<sub>2</sub>carbamoyl,  $C_{1-6}$ alkylS(O)<sub>a</sub> wherein a is 0 to 2, carbocyclyl- $R^{22}$ - or heterocyclyl- $R^{23}$ -; wherein  $R^9$  may be optionally substituted on carbon by one or more  $R^{24}$ ; and wherein if said heterocyclyl contains an -NH-  
30 moiety that nitrogen may be optionally substituted by a group selected from  $R^{25}$ ;


$R^7$ ,  $R^8$ ,  $R^{22}$  and  $R^{23}$  are independently selected from a direct bond, -O-, -N( $R^{26}$ )-, -C(O)-, -S(O)<sub>s</sub>- or -N( $R^{30}$ )SO<sub>2</sub>-; wherein  $R^{26}$  and  $R^{30}$  are independently selected from hydrogen or  $C_{1-6}$ alkoxycarbonyl; and s is 2;

R<sup>10</sup> and R<sup>25</sup> are independently selected from C<sub>1-6</sub>alkyl;  
R<sup>24</sup> is hydroxy.

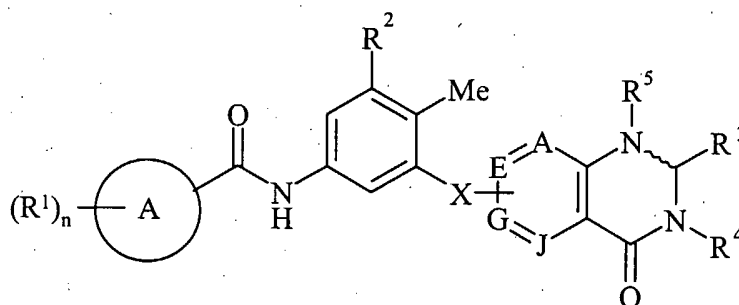
4. A compound of formula (I), or a pharmaceutically acceptable salt thereof, as claimed  
5 in any one of claims 1-3 wherein n is selected from 0-2; wherein the values of R<sup>1</sup> may be the same or different.
5. A compound of formula (I), or a pharmaceutically acceptable salt thereof, as claimed  
10 in any one of claims 1-4 wherein R<sup>2</sup> is hydrogen.
6. A compound of formula (I), or a pharmaceutically acceptable salt thereof, as claimed  
15 in any one of claims 1-5 wherein:  
X is NR<sup>15</sup> or O; wherein  
R<sup>15</sup> is selected from hydrogen or C<sub>1-6</sub>alkyl; wherein R<sup>15</sup> may be optionally substituted  
15 on carbon by one or more R<sup>21</sup>;  
R<sup>21</sup> is selected from carbocyclyl-R<sup>22</sup>;  
R<sup>22</sup> is a direct bond.
7. A compound of formula (I), or a pharmaceutically acceptable salt thereof, as claimed  
20 in any one of claims 1-8 wherein one of A, E, G and J is C which is attached to X of formula (I); the other three are all CR<sup>16</sup> or two are CR<sup>16</sup> and one is N; wherein R<sup>16</sup> is hydrogen.
8. A compound of formula (I), or a pharmaceutically acceptable salt thereof, as claimed  
25 in any one of claims 1-7 wherein:  
R<sup>3</sup> is selected from hydrogen, C<sub>1-6</sub>alkyl, N-(C<sub>1-6</sub>alkyl)amino, N,N-(C<sub>1-6</sub>alkyl)<sub>2</sub>amino or  
C<sub>1-6</sub>alkylS(O)<sub>a</sub> wherein a is 0; wherein R<sup>3</sup> may be optionally substituted on carbon by one or  
more R<sup>19</sup>; wherein  
R<sup>19</sup> is hydroxy.
- 30 9. A compound of formula (I), or a pharmaceutically acceptable salt thereof, as claimed  
in any one of claims 1-8 wherein:  
R<sup>4</sup> is selected from hydrogen, C<sub>1-6</sub>alkyl or carbocyclyl; wherein R<sup>4</sup> may be optionally  
substituted on carbon by one or more R<sup>21</sup>;

$R^{21}$  is selected from hydroxy, amino,  $C_{1-6}$ alkoxycarbonylamino, carbocyclyl- $R^{22}$ - or heterocyclyl- $R^{23}$ -; wherein  $R^{21}$  may be optionally substituted on carbon by one or more  $R^{24}$ ; and wherein if said heterocyclyl contains an -NH- moiety that nitrogen may be optionally substituted by a group selected from  $R^{25}$ ;

- 5  $R^{22}$  and  $R^{23}$  are a direct bond;  
 $R^{24}$  is methyl; and  
 $R^{25}$  is  $C_{1-6}$ alkyl or benzyloxycarbonyl.

10. A compound of formula (I), or a pharmaceutically acceptable salt thereof, as claimed  
 10 in any one of claims 1-9 wherein the bond “” between the -NR<sup>5</sup>- and -CR<sup>3</sup>- of formula (I) is a double bond wherein R<sup>5</sup> is absent.

11. A compound of formula (I):



15

wherein:

- Ring A is phenyl, thien-2-yl, thien-3-yl, pyrid-2-yl, pyrid-3-yl, pyrid-4-yl, thiazol-4-yl, isoxazol-3-yl, 1,3-benzodioxol-5-yl, fur-2-yl, 1-methylpyrazol-3-yl, 1-methylpyrazol-5-yl, 1-*t*-butylpyrazol-5-yl, indol-5-yl, indol-6-yl, 2,3-dihydrobenzofuran-7-yl,  
 20 imidazo[1,2-*a*]pyridin-2-yl or pyrimidin-4-yl;

- $R^1$  is a substituent on carbon and is selected from fluoro, chloro, bromo, hydroxy, cyano, sulphamoyl, methyl, trifluoromethyl, cyclopropylaminomethyl, methylthiomethyl, mesylmethyl, dimethylaminomethyl, 1-(cyclopropyl)-1-hydroxymethyl, *N*-cyclopropyl-*N*-(*t*-butoxycarbonyl)aminomethyl, 1-methylpiperazin-4-ylmethyl,  
 25 1-hydroxy-1-cyclopropylethyl, 1-methyl-1-cyanoethyl, 2-methoxy-1,1-dimethylethyl, 1-carboxy-1-methylethyl, 1,1-difluoroethyl, 2-(dimethylamino)-1,1-dimethyl-2-oxoethyl, 3-(dimethylamino)propyl, 1,1-dimethylpropyl, *t*-butyl, methoxy, *N*-methylcarbamoylmethoxy, 2-(dimethylamino)ethoxy, 2-(pyrrolidin-1-yl)ethoxy,

- 2-(methoxy)ethoxy, 2-(1-methylpyrrolidin-2-yl)ethoxy, 2-(piperidin-1-yl)ethoxy, 2-(azepan-1-yl)ethoxy, 2-(morpholino)ethoxy, 3-(1-methylpiperazin-4-yl)propoxy, methoxycarbonyl, morpholinocarbonyl, *N,N*-dimethylsulphamoyl, *N*-(2,3-dihydroxypropyl)-*N*-methylsulphamoyl, *N*-(methyl)-*N*-(methoxy)sulphamoyl,
- 5 1-methylpiperidin-4-yloxy, *N,N*-dimethylcarbamoyl, cyclopropyl, piperidin-1-yl, morpholino, 1-cyclopropylethenyl, 3-(4-methylpiperazin-1-yl)prop-1-yn-1-yl, 3,3-dimethylbut-1-yn-1-yl, cyclopropylethynyl, 3-hydroxy-3-methylbut-1-yn-1-yl, 1,1-dimethylprop-2-yn-1-yl, 3-(dimethylamino)prop-1-yn-1-yl, mesyl, cyclopropylaminosulphonyl, azetidin-1-ylsulphonyl, morpholinosulphonyl, tetrahydrofuran-2-ylmethylaminosulphonyl,
- 10 2-(hydroxymethyl)piperidin-1-ylsulphonyl, 3-(hydroxymethyl)piperidin-1-ylsulphonyl or 4-(hydroxymethyl)piperidin-1-ylsulphonyl;

$n$  is selected from 0-2; wherein the values of  $R^1$  may be the same or different;


$R^2$  is hydrogen;

$X$  is  $NR^{15}$  or O;

- 15 one of A, E, G and J is C which is attached to X of formula (I); the other three are all  $CR^{16}$  or two are  $CR^{16}$  and one is N;

$R^3$  is selected from hydrogen, methyl, *N*-(2-hydroxyethyl)amino, *N,N*-dimethylamino or methylthio;

- $R^4$  is selected from hydrogen, methyl, 1-methylpiperidin-3-ylmethyl,
- 20 cyclopropylmethyl, 2,2-dimethyl-1,3-dioxolan-4-ylmethyl, piperidin-4-ylmethyl, 1-benzyloxycarbonylpiperidin-4-ylmethyl, ethyl, 2-hydroxyethyl, 3-aminopropyl, 3-(*t*-butoxycarbonylamino)propyl, 3-morpholinopropyl, 2,3-dihydroxypropyl and cyclopropyl;

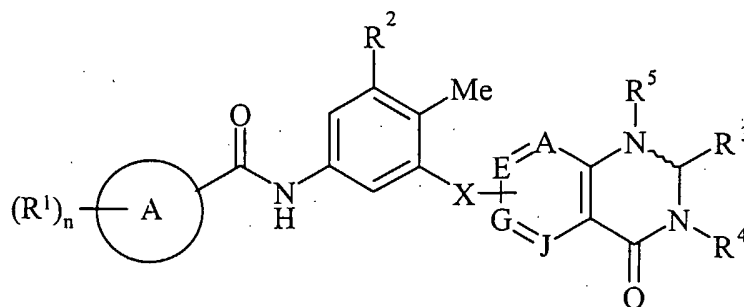
- the bond “” between the  $-NR^5-$  and  $-CR^3-$  of formula (I) is a double bond wherein
- 25  $R^5$  is absent; and

$R^{15}$  is selected from hydrogen, methyl or cyclopropylmethyl;

$R^{16}$  is hydrogen;

or a pharmaceutically acceptable salt thereof.

12. A compound of formula (I):



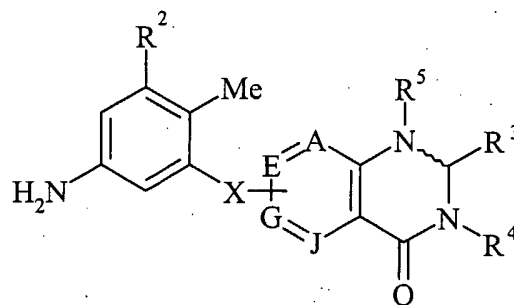
(I)

selected from:

- 5 3-(1,1-dimethylprop-2-yn-1-yl)-*N*-{4-methyl-3-[(3-methyl-4-oxo-3,4-dihydroquinazolin-6-yl)amino]phenyl} benzamide;
- 3-(1-cyano-1-methylethyl)-*N*-{4-methyl-3-[(3-methyl-4-oxo-3,4-dihydroquinazolin-6-yl)amino]phenyl} benzamide;
- 3-(1-cyano-1-methylethyl)-5-fluoro-*N*-{4-methyl-3-[(3-methyl-4-oxo-3,4-dihydroquinazolin-6-yl)amino]phenyl} benzamide;
- 10 3-(1-cyano-1-methylethyl)-5-[(dimethylamino)methyl]-*N*-{4-methyl-3-[(3-methyl-4-oxo-3,4-dihydroquinazolin-6-yl)amino]phenyl} benzamide;
- 4-dimethylaminomethyl-*N*-[4-methyl-3-(3-methyl-4-oxo-3,4-dihydroquinazolin-6-ylamino)-phenyl]-3-trifluoromethyl-benzamide;
- 15 2-(1-cyano-1-methylethyl)-*N*-{4-methyl-3-[(3-methyl-4-oxo-3,4-dihydroquinazolin-6-yl)amino]phenyl} isonicotinamide;
- 3-(1-cyano-1-methylethyl)-2-fluoro-*N*-{4-methyl-3-[(3-methyl-4-oxo-3,4-dihydroquinazolin-6-yl)amino]phenyl} benzamide;
- N*-(3-{[3-(3-aminopropyl)-4-oxo-3,4-dihydroquinazolin-6-yl]amino}-4-methylphenyl)-3-(1-
- 20 cyano-1-methylethyl)benzamide;
- 3-{[methoxy(methyl)amino]sulfonyl}-*N*-{4-methyl-3-[(3-methyl-4-oxo-3,4-dihydroquinazolin-6-yl)amino]phenyl} benzamide; and
- 3-*tert*-butyl-*N*-{4-methyl-3-[(3-methyl-4-oxo-3,4-dihydroquinazolin-6-yl)amino]phenyl} benzamide;
- 25 or a pharmaceutically acceptable salt thereof.

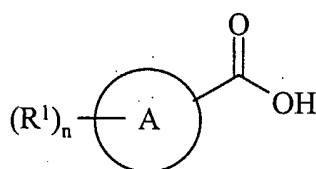
13. A process for preparing a compound of formula (I) or a pharmaceutically acceptable salt thereof which process, wherein variable are, unless otherwise specified, as defined in claim 1, comprises of:

*Process a)* reacting an amine of the formula (II)



(II)

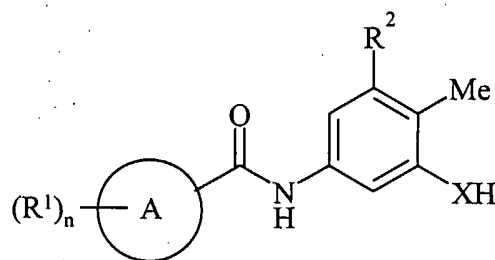
with an acid of formula (III):



(III)

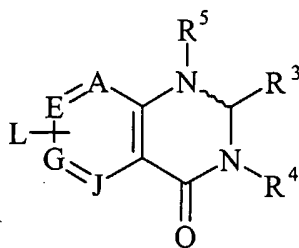
10 or an activated acid derivative thereof;

*Process b)* reacting a compound of formula (IV):



(IV)

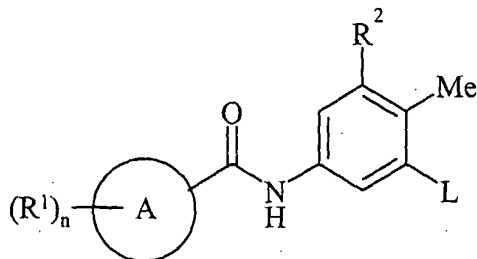
with an compound of formula (V):



(V)

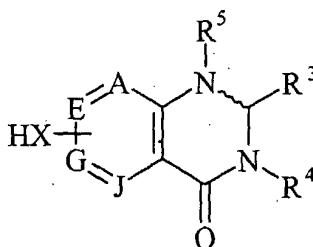
wherein L is a displaceable group;

Process c) reacting a compound of formula (VI) wherein L is a displaceable group:



(VI)

wherein L is a displaceable group; with an compound of formula (VII):



(VII)

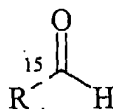
Process d) for compounds of formula (I) wherein R<sup>4</sup> is not hydrogen; reacting a compound of formula (I) wherein R<sup>4</sup> is hydrogen with a compound of formula (VIII):



(VIII)

wherein L is a displaceable group and R<sup>4</sup> is not hydrogen;

Process e) for compounds of formula (I) wherein X is NR<sup>15</sup> and R<sup>15</sup> is -CH<sub>2</sub>-C<sub>2-6</sub>alkyl optionally substituted on carbon by one or more R<sup>21</sup>; reacting a compound of formula (I) wherein X is NR<sup>15</sup> and R<sup>15</sup> is hydrogen with a compound of formula (IX):



(IX)

wherein R<sup>15</sup> is C<sub>1-5</sub>alkyl optionally substituted on carbon by one or more R<sup>21</sup>;

Process f) for compounds of formula (I) wherein X is NR<sup>15</sup> and R<sup>15</sup> is not hydrogen; reacting a compound of formula (I) wherein X is NR<sup>15</sup> and R<sup>15</sup> is hydrogen with a compound of

formula (X):



(X)

wherein L is a displaceable group and R<sup>15</sup> is not hydrogen;

and thereafter if necessary:

- i) converting a compound of the formula (I) into another compound of the formula (I);
  - ii) removing any protecting groups;
  - iii) forming a pharmaceutically acceptable salt.
- 5 14. A pharmaceutical composition which comprises a compound of the formula (I), or a pharmaceutically acceptable salt thereof, as claimed in any one of claims 1-12, in association with a pharmaceutically-acceptable diluent or carrier.
15. A compound of the formula (I), or a pharmaceutically acceptable salt thereof, as  
10 claimed in any one of claims 1-12, for use as a medicament.
16. The use of a compound of the formula (I), or a pharmaceutically acceptable salt thereof, as claimed in any one of claims 1-12, in the manufacture of a medicament for use in the production of a B-Raf inhibitory effect in a warm-blooded animal such as man.
- 15
17. The use of a compound of the formula (I), or a pharmaceutically acceptable salt thereof, as claimed in any one of claims 1-12, in the manufacture of a medicament for use in the production of an anti-cancer effect in a warm-blooded animal such as man.
- 20 18. The use of a compound of the formula (I), or a pharmaceutically acceptable salt thereof, as claimed in any one of claims 1-12, in the manufacture of a medicament for use in the treatment of melanoma, papillary thyroid tumours, cholangiocarcinomas, colon cancer, ovarian cancer, lung cancer, leukaemias, lymphoid malignancies, carcinomas and sarcomas in the liver, kidney, bladder, prostate, breast and pancreas, and primary and recurrent solid  
25 tumours of the skin, colon, thyroid, lungs and ovaries.
19. A method for producing a B-Raf inhibitory effect in a warm-blooded animal, such as man, in need of such treatment which comprises administering to said animal an effective amount of a compound of formula (I), or a pharmaceutically acceptable salt thereof, as  
30 claimed in any one of claims 1-12.
20. A method for producing an anti-cancer effect in a warm-blooded animal, such as man, in need of such treatment which comprises administering to said animal an effective amount

of a compound of formula (I), or a pharmaceutically acceptable salt thereof, as claimed in any one of claims 1-12.

21. A method of treating melanoma, papillary thyroid tumours, cholangiocarcinomas,  
5 colon cancer, ovarian cancer, lung cancer, leukaemias, lymphoid malignancies, carcinomas  
and sarcomas in the liver, kidney, bladder, prostate, breast and pancreas, and primary and  
recurrent solid tumours of the skin, colon, thyroid, lungs and ovaries, in a warm-blooded  
animal, such as man, in need of such treatment which comprises administering to said animal  
an effective amount of a compound of formula (I) or a pharmaceutically acceptable salt  
10 thereof, as claimed in any one of claims 1-12.

22. A pharmaceutical composition which comprises a compound of the formula (I), or a  
pharmaceutically acceptable salt thereof, as claimed in any one of claims 1-12, in association  
with a pharmaceutically-acceptable diluent or carrier for use in the production of a B-Raf  
15 inhibitory effect in a warm-blooded animal such as man.

23. A pharmaceutical composition which comprises a compound of the formula (I), or a  
pharmaceutically acceptable salt thereof, as claimed in any one of claims 1-12, in association  
with a pharmaceutically-acceptable diluent or carrier for use in the production of an  
20 anti-cancer effect in a warm-blooded animal such as man.

24. A pharmaceutical composition which comprises a compound of the formula (I), or a  
pharmaceutically acceptable salt thereof, as claimed in any one of claims 1-12, in association  
with a pharmaceutically-acceptable diluent or carrier for use in the treatment of melanoma,  
25 papillary thyroid tumours, cholangiocarcinomas, colon cancer, ovarian cancer, lung cancer,  
leukaemias, lymphoid malignancies, carcinomas and sarcomas in the liver, kidney, bladder,  
prostate, breast and pancreas, and primary and recurrent solid tumours of the skin, colon,  
thyroid, lungs and ovaries in a warm-blooded animal such as man.

# INTERNATIONAL SEARCH REPORT

International Application No  
PCT/GB2005/003334

**A. CLASSIFICATION OF SUBJECT MATTER**

IPC 7 C07D239/90 C07D401/12 C07D409/12 C07D405/06 C07D403/12  
 C07D417/12 C07D405/12 C07D413/12 C07D471/04 A61K31/517  
 A61K31/519 A61P35/00

According to International Patent Classification (IPC) or to both national classification and IPC

**B. FIELDS SEARCHED**

Minimum documentation searched (classification system followed by classification symbols)

IPC 7 C07D A61K A61P

Documentation searched other than minimum documentation to the extent that such documents are included in the fields searched

Electronic data base consulted during the international search (name of data base and, where practical, search terms used)

EPO-Internal, WPI Data, BEILSTEIN Data, CHEM ABS Data

**C. DOCUMENTS CONSIDERED TO BE RELEVANT**

Category °	Citation of document, with indication, where appropriate, of the relevant passages	Relevant to claim No.
A	WO 2004/029038 A (NOVARTIS AG) 8 April 2004 (2004-04-08) the whole document -----	1, 16
A	WO 01/66540 A (SMITHKLINE BEECHAM P.L.C.) 13 September 2001 (2001-09-13) the whole document -----	1, 16

Further documents are listed in the continuation of box C.

Patent family members are listed in annex.

° Special categories of cited documents:

\*A\* document defining the general state of the art which is not considered to be of particular relevance

\*E\* earlier document but published on or after the international filing date

\*L\* document which may throw doubts on priority claim(s) or which is cited to establish the publication date of another citation or other special reason (as specified)

\*O\* document referring to an oral disclosure, use, exhibition or other means

\*P\* document published prior to the international filing date but later than the priority date claimed

\*T\* later document published after the international filing date or priority date and not in conflict with the application but cited to understand the principle or theory underlying the invention

\*X\* document of particular relevance; the claimed invention cannot be considered novel or cannot be considered to involve an inventive step when the document is taken alone

\*Y\* document of particular relevance; the claimed invention cannot be considered to involve an inventive step when the document is combined with one or more other such documents, such combination being obvious to a person skilled in the art.

\*&\* document member of the same patent family

Date of the actual completion of the international search

3 November 2005

Date of mailing of the international search report

16/11/2005

Name and mailing address of the ISA

European Patent Office, P.B. 5818 Patentlaan 2  
 NL - 2280 HV Rijswijk  
 Tel. (+31-70) 340-2040, Tx. 31 651 epo nl,  
 Fax: (+31-70) 340-3016

Authorized officer

Allard, M

1

# INTERNATIONAL SEARCH REPORT

International application No.  
PCT/GB2005/003334

## Box II Observations where certain claims were found unsearchable (Continuation of Item 2 of first sheet)

This International Search Report has not been established in respect of certain claims under Article 17(2)(a) for the following reasons:

1.  Claims Nos.:  
because they relate to subject matter not required to be searched by this Authority, namely:  

Although claims 19-21 are directed to a method of treatment of the human/animal body, the search has been carried out and based on the alleged effects of the compound/composition.
2.  Claims Nos.:  
because they relate to parts of the International Application that do not comply with the prescribed requirements to such an extent that no meaningful International Search can be carried out, specifically:
3.  Claims Nos.:  
because they are dependent claims and are not drafted in accordance with the second and third sentences of Rule 6.4(a).

## Box III Observations where unity of invention is lacking (Continuation of item 3 of first sheet)

This International Searching Authority found multiple inventions in this international application, as follows:

1.  As all required additional search fees were timely paid by the applicant, this International Search Report covers all searchable claims.
2.  As all searchable claims could be searched without effort justifying an additional fee, this Authority did not invite payment of any additional fee.
3.  As only some of the required additional search fees were timely paid by the applicant, this International Search Report covers only those claims for which fees were paid, specifically claims Nos.:
4.  No required additional search fees were timely paid by the applicant. Consequently, this International Search Report is restricted to the invention first mentioned in the claims; it is covered by claims Nos.:

### Remark on Protest

The additional search fees were accompanied by the applicant's protest.

No protest accompanied the payment of additional search fees.

# INTERNATIONAL SEARCH REPORT

Information on patent family members

International Application No <b>PCT/GB2005/003334</b>
----------------------------------------------------------

Patent document cited in search report	A	Publication date	Patent family member(s)	Publication date
WO 2004029038	A	08-04-2004	AU 2003270277 A1	19-04-2004
			BR 0314797 A	26-07-2005
			CA 2499822 A1	08-04-2004
			EP 1546127 A1	29-06-2005
WO 0166540	A	13-09-2001	AT 266021 T	15-05-2004
			AU 3584401 A	17-09-2001
			DE 60103133 D1	09-06-2004
			DE 60103133 T2	14-10-2004
			DK 1261602 T3	30-08-2004
			EP 1261602 A1	04-12-2002
			ES 2217118 T3	01-11-2004
			JP 2003525937 T	02-09-2003
			PT 1261602 T	31-08-2004
			TR 200401903 T4	21-09-2004
			US 2003134837 A1	17-07-2003