



US00D760927S

(12) **United States Design Patent**
Bao

(10) **Patent No.:** **US D760,927 S**

(45) **Date of Patent:** **** Jul. 5, 2016**

(54) **WORKING LAMP**

(71) Applicant: **Yuyao Yuchang Electrical Appliance Co., Ltd.**, Yuyao (CN)

(72) Inventor: **Yong Bao**, Yuyao (CN)

(73) Assignee: **Yuyao Yuchang Electrical Appliance Co., Ltd.**, Yuyao (CN)

(**) Term: **14 Years**

(21) Appl. No.: **29/520,253**

(22) Filed: **Mar. 12, 2015**

(30) **Foreign Application Priority Data**

Sep. 29, 2014 (CN) 2014 3 0367376

(51) **LOC (10) Cl.** **26-03**

(52) **U.S. Cl.**
USPC **D26/24; D26/37**

(58) **Field of Classification Search**
USPC D26/24, 37, 38, 42, 49
CPC F21V 33/00; F21V 14/025; F21V 21/406;
F21L 13/08; F21L 17/00; F21Y 2101/02

See application file for complete search history.

(56) **References Cited**

U.S. PATENT DOCUMENTS

D649,275 S *	11/2011	Crawford	D26/49
D658,322 S *	4/2012	Wu	D26/37
D676,170 S *	2/2013	Feng	D26/38
D684,283 S *	6/2013	Zhou	D26/49
D721,841 S *	1/2015	Kwon	D26/37
D737,488 S *	8/2015	Chen	D26/42
D749,254 S *	2/2016	Robinson	D26/37
D752,792 S *	3/2016	Grandadam	D26/42

* cited by examiner

Primary Examiner — Brian N Vinson

(74) *Attorney, Agent, or Firm* — Wang Law Firm, Inc.

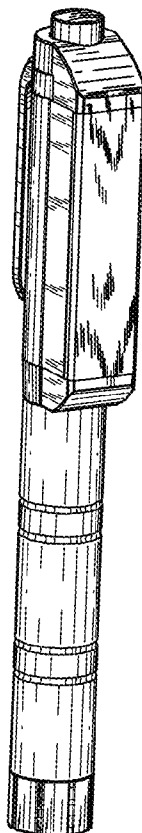
(57) **CLAIM**

The ornamental design for a working lamp, as shown and described.

DESCRIPTION

FIG. 1 is a front view showing my new design;
FIG. 2 is a left view thereof;
FIG. 3 is a right view thereof;
FIG. 4 is a bottom view thereof;
FIG. 5 is a top view thereof;
FIG. 6 is a rear view thereof; and,
FIG. 7 is a front perspective view thereof.

1 Claim, 2 Drawing Sheets



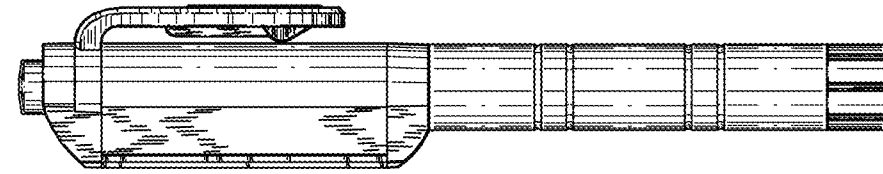


FIG. 3

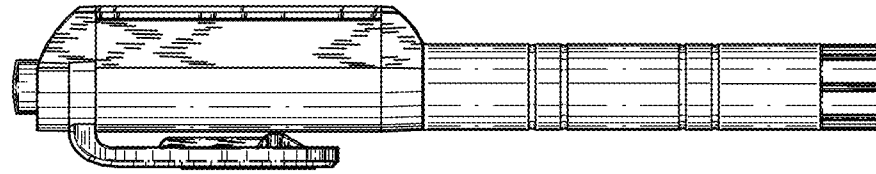


FIG. 2

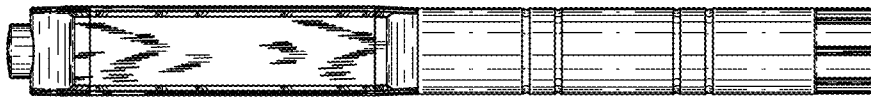


FIG. 1

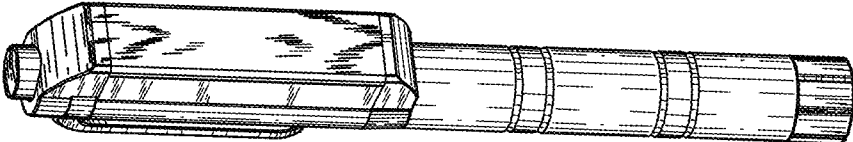


FIG. 7



FIG. 6



FIG. 4



FIG. 5