

(Model.)

C. W. BUFFUM.
BOTTLE STOPPER.

No. 350,801.

Patented Oct. 12, 1886.

Fig. 1.

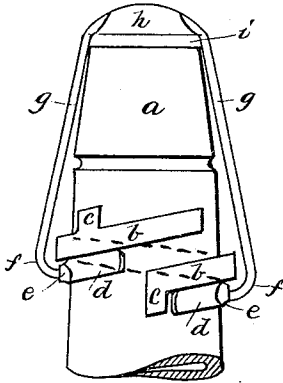


Fig. 2.

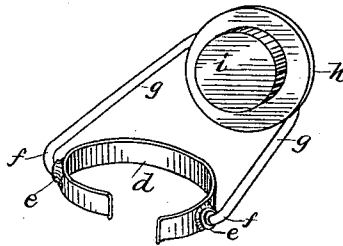
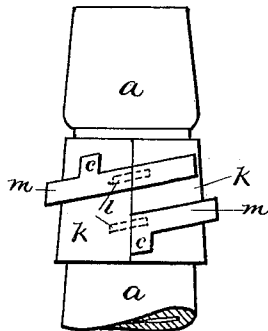


Fig. 3.



Witnesses:
M. E. Harrison.
J. A. Heron.

Inventor,
Curtis W. Buffum
Per. C. D. Lewis
Attorney.

UNITED STATES PATENT OFFICE.

CURTIS W. BUFFUM, OF PITTSBURG, PENNSYLVANIA.

BOTTLE-STOPPER.

SPECIFICATION forming part of Letters Patent No. 350,801, dated October 12, 1886.

Application filed June 19, 1886. Serial No. 205,720. (Model.)

To all whom it may concern:

Be it known that I, CURTIS W. BUFFUM, a citizen of the United States, residing at Pittsburg, in the county of Allegheny and State of Pennsylvania, have invented certain new and useful Improvements in Bottle-Stoppers; and I do hereby declare the following to be a full, clear, and exact description of the invention, such as will enable others skilled in the art to which it pertains to make and use the same, reference being had to the accompanying drawings, which form a part of this specification.

My invention relates to an improvement in bottle-stoppers, the object being to provide a stopper of simple and durable construction and of small initial cost, and to provide a stopper that may be easily and rapidly opened or closed; and with these ends in view my invention consists in certain details of construction and combination of parts, as will be more fully set forth hereinafter.

In the accompanying drawings, Figure 1 is an elevation of the neck of a bottle provided with one of my improved stoppers, constructed in accordance with my invention. Fig. 2 is a perspective view of my improved stopper detached from the bottle. Fig. 3 is a side elevation of a modification, showing the manner of applying my improvement to bottles already manufactured.

To put my invention into practice I form about the neck *a* of a bottle, and integral therewith, a coarse screw-thread, *b*, of steep pitch, elevated or raised above the surface, making but one and one-half turn about the neck *a*, and provided at either end with a downward and upward projection or stop, *c*. I now provide a light metallic circular band, *d*, having formed near the ends two small bosses, *e*, with circular openings in the center of the same, in which are secured the two bent ends *f* of a wire, *g*, having attached to the top portion a metallic cap, *h*, provided on the

under side with a circular piece of rubber, *i*. This cap *h* differs in no essential feature from those now in common use. This circular band *d* is now forced over the neck *a* of the bottle into the groove formed by the raised screw-thread *b*; as shown at Fig. 1 on the drawings. By revolving the band *d* about the screw-thread *b* the cap or stopper *h* is either released or tightened over the mouth of the bottle. If released, the cap *h* is thrown back, and, being hinged to the circular band *d*, remains attached to the bottle.

When the bottles are already manufactured, I provide a circular metallic band, *k*, divided into sections, and secure the same about the neck of the bottle by short pins *l*. This band *k*, I also provide with a screw-thread, *m*, constructed in the same manner as that before described. (See Fig. 3.) The band *d*, cap *h*, and bent wire *g* are the same as before described.

Having thus described my invention, what I claim, and desire to secure by Letters Patent, is—

1. The combination of a bottle having its neck provided with a projecting spiral thread, having an upward and a downward lug, *c*, thereon, a plain metallic band having boss-journals, and adapted to move up and down on the said thread and be stopped by the said lugs, and the bail journaled in the said collar and carrying a stopper, substantially as specified.

2. The combination of the sectional band *k*, having a thread formed about the same, and a means for securing the sections about the neck of a bottle, the bent wire *g*, having attached thereto the cap or stopper *h*, and metallic band *d*, as and for the purpose described.

CURTIS W. BUFFUM.

Witnesses:

M. E. HARRISON,
H. T. MORRIS.