



US00D736868S

(12) **United States Design Patent**
Lien

(10) **Patent No.:** **US D736,868 S**

(45) **Date of Patent:** **** Aug. 18, 2015**

- (54) **DUMBBELL**
- (71) Applicant: **USA Sports, Inc.**, Houston, TX (US)
- (72) Inventor: **Louis Lien**, Bellaire, TX (US)
- (73) Assignee: **USA Sports, Inc.**, Houston, TX (US)
- (**) Term: **14 Years**
- (21) Appl. No.: **29/467,279**
- (22) Filed: **Sep. 17, 2013**

6,099,443	A *	8/2000	Landfair	482/108
6,132,344	A *	10/2000	Vanderbleek	482/108
D456,705	S *	5/2002	Vijn	D9/668
D474,522	S *	5/2003	Monroe	D21/803
6,939,276	B2 *	9/2005	Gates	482/111
7,101,241	B2 *	9/2006	Monroe	441/129
D537,492	S *	2/2007	Paolucci et al.	D21/707
D545,927	S *	7/2007	Lien	D21/681
7,534,198	B1 *	5/2009	Strong	482/94
D597,612	S *	8/2009	Lien	D21/681
D624,614	S *	9/2010	Lien	D21/681
D650,289	S *	12/2011	Bosiljevac et al.	D9/668
2006/0240959	A1 *	10/2006	Huang	482/108
2009/0247369	A1 *	10/2009	Chang	482/49

* cited by examiner

Related U.S. Application Data

- (62) Division of application No. 29/433,774, filed on Oct. 4, 2012, now Pat. No. Des. 692,970.
- (51) **LOC (10) Cl.** **21-02**
- (52) **U.S. Cl.**
USPC **D21/681**
- (58) **Field of Classification Search**
USPC D21/662, 677-682, 684, 694; 482/47, 482/50, 92-94, 104-108, 111, 139, 140, 482/142
CPC .. A63B 21/06; A63B 21/072; A63B 21/0724; A63B 21/0726; A63B 21/0728
See application file for complete search history.

Primary Examiner — Phillip S Hyder

(74) *Attorney, Agent, or Firm* — Osha Liang LLP

(57) **CLAIM**

The ornamental design for a dumbbell, as shown and described.

DESCRIPTION

FIG. 1 is a perspective view of a dumbbell according to the design of the invention.

FIG. 2 is a front view of one of the two weights from the dumbbell, the rear, top, and bottom views of the weight being identical. The appearance of the second weight is identical thereto.

FIG. 3 is a view of the outer end of the dumbbell, both outer ends being identical; and,

FIG. 4 is a view of the inner end of one of the weights, the appearance being identical for both weights.

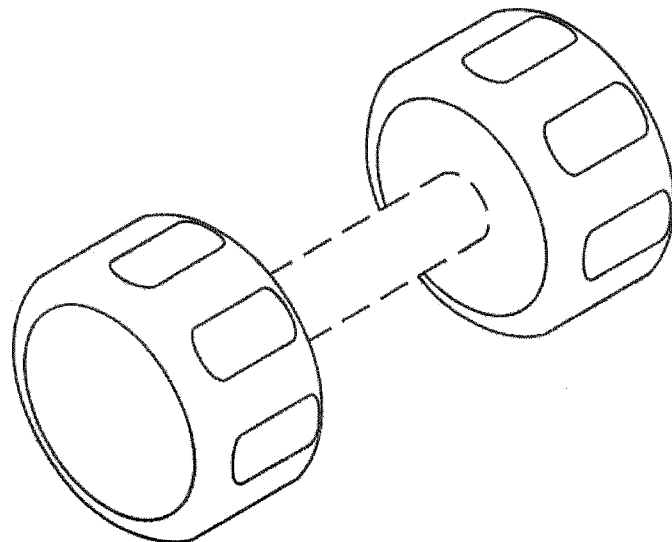
The handle of the dumbbell is shown in broken lines because it forms no part of the claimed design.

1 Claim, 2 Drawing Sheets

(56) **References Cited**

U.S. PATENT DOCUMENTS

3,617,056	A *	11/1971	Herbold	482/108
4,997,184	A *	3/1991	Sherman	482/108
D326,298	S *	5/1992	King et al.	D21/682
D355,007	S *	1/1995	Rojas et al.	D21/681
5,823,922	A *	10/1998	Eckmann	482/108
D409,266	S *	5/1999	Rojas et al.	D21/681






FIG. 1

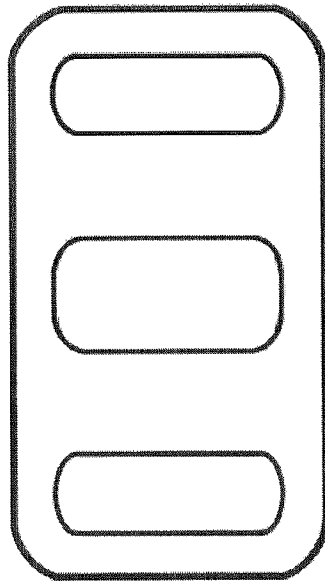


FIG. 2

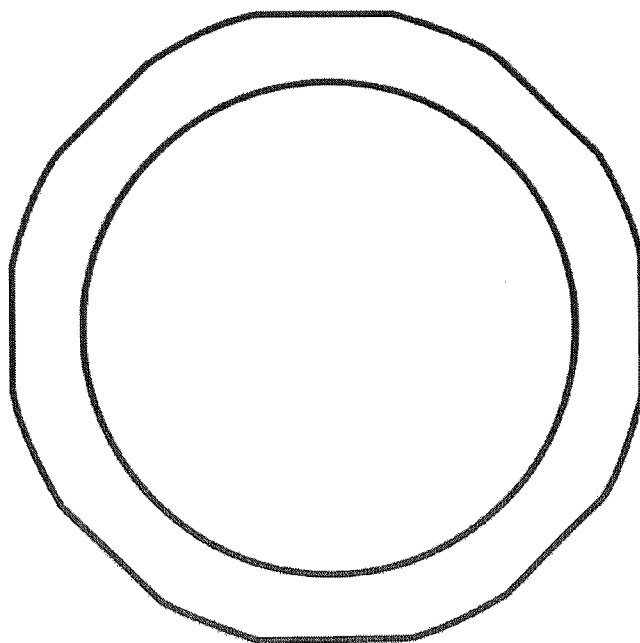


FIG. 3

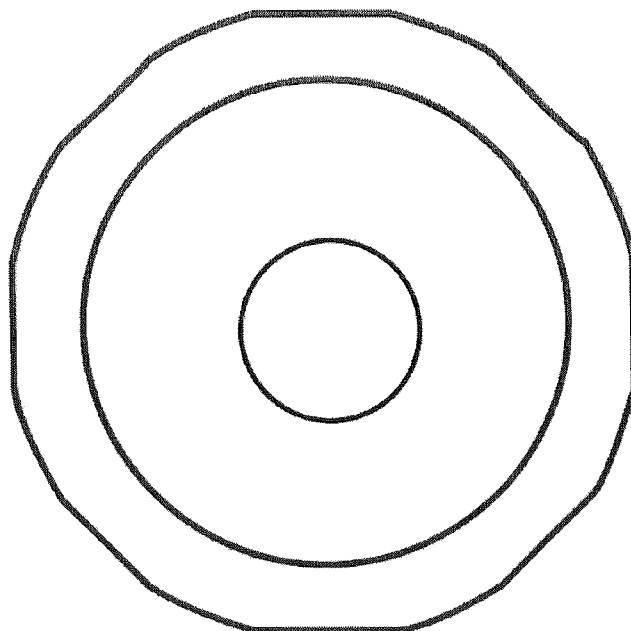


FIG. 4