



US00D726565S

(12) **United States Design Patent**
Sparrow

(10) **Patent No.:** **US D726,565 S**

(45) **Date of Patent:** **** Apr. 14, 2015**

(54) **LEAK DETECTOR FOR TIRES**

(71) Applicant: **Trever Sparrow**, Sedgewick (CA)

(72) Inventor: **Trever Sparrow**, Sedgewick (CA)

(**) Term: **14 Years**

(21) Appl. No.: **29/478,593**

(22) Filed: **Jan. 7, 2014**

(30) **Foreign Application Priority Data**

Jul. 10, 2013 (CA) 151949

(51) **LOC (10) Cl.** **10-04**

(52) **U.S. Cl.**
USPC **D10/86**

(58) **Field of Classification Search**
USPC D10/86

See application file for complete search history.

(56) **References Cited**

U.S. PATENT DOCUMENTS

7,040,153 B2 *	5/2006	Kroll et al.	73/146
D669,376 S *	10/2012	Chen	D10/86
D669,377 S *	10/2012	Chen	D10/86
8,887,769 B1 *	11/2014	Ohm et al.	141/38

* cited by examiner

Primary Examiner — Antoine D Davis

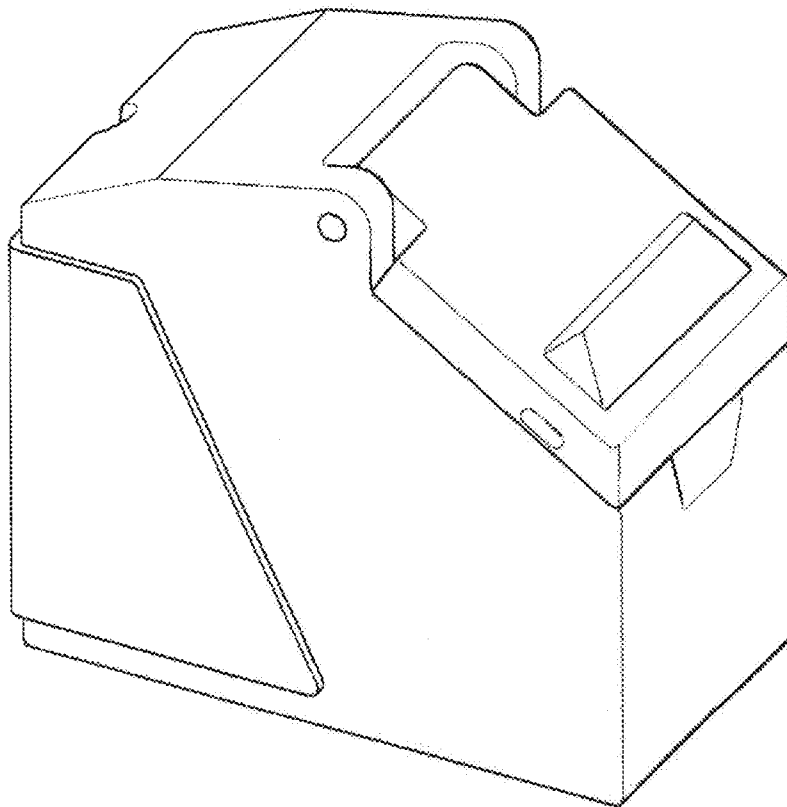
(57) **CLAIM**

The ornamental design for a leak detector for tires, as shown and described.

DESCRIPTION

FIG. 1 is a side view of a leak detector for tires; FIG. 2 is a front view of a leak detector for tires; FIG. 3 is a rear view of a leak detector for tires; FIG. 4 is a top view of a leak detector for tires; FIG. 5 is a side view of a leak detector for tires with a spray nozzle attached; and, FIG. 6 is a perspective view of a leak detector for tires.

1 Claim, 5 Drawing Sheets



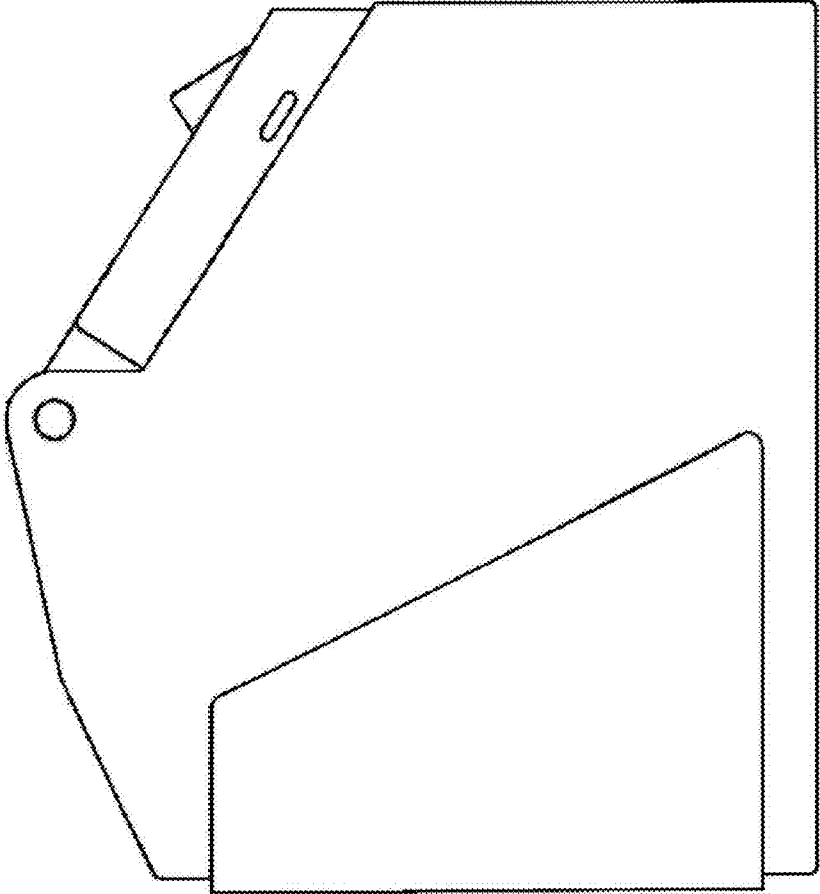


FIG. 1

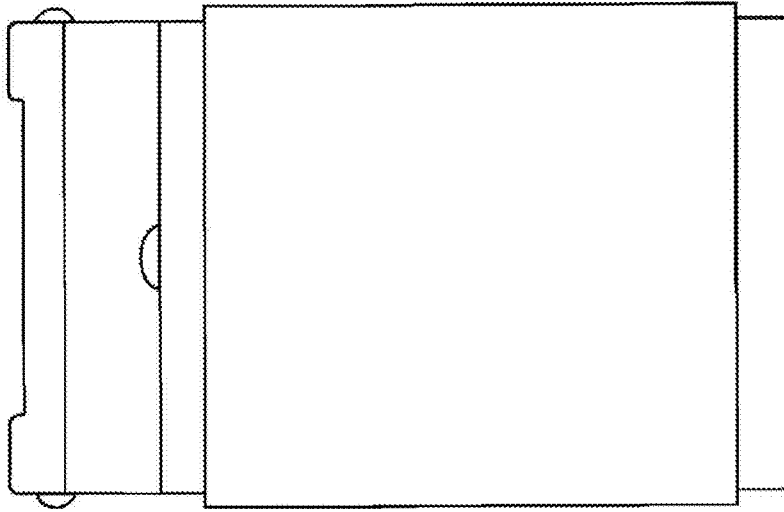


FIG. 3

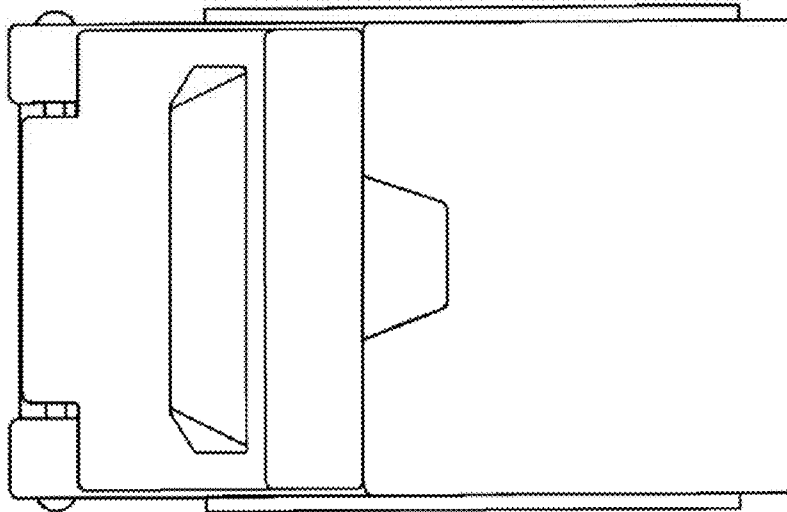


FIG. 2

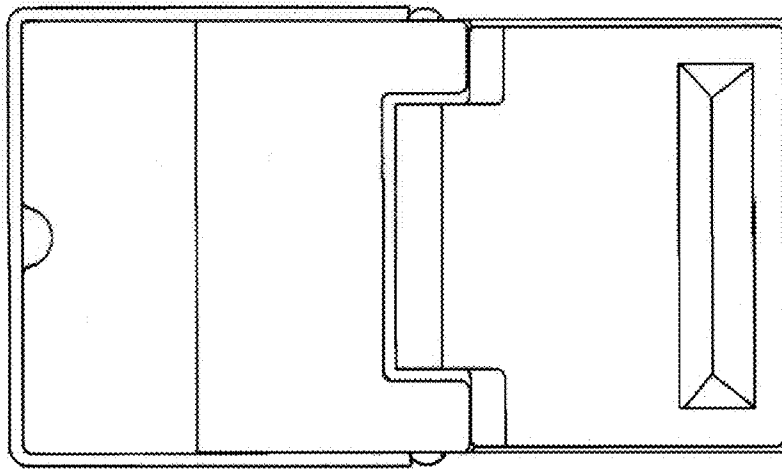


FIG. 4

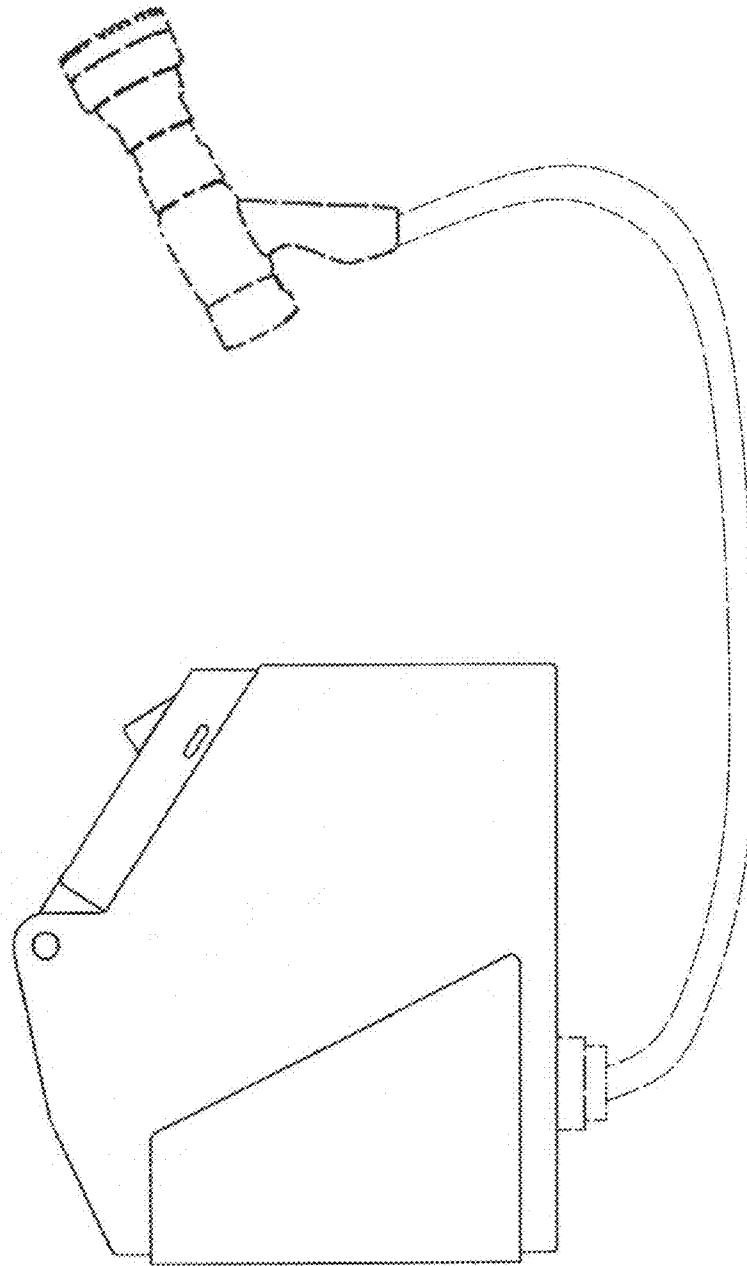


FIG. 5

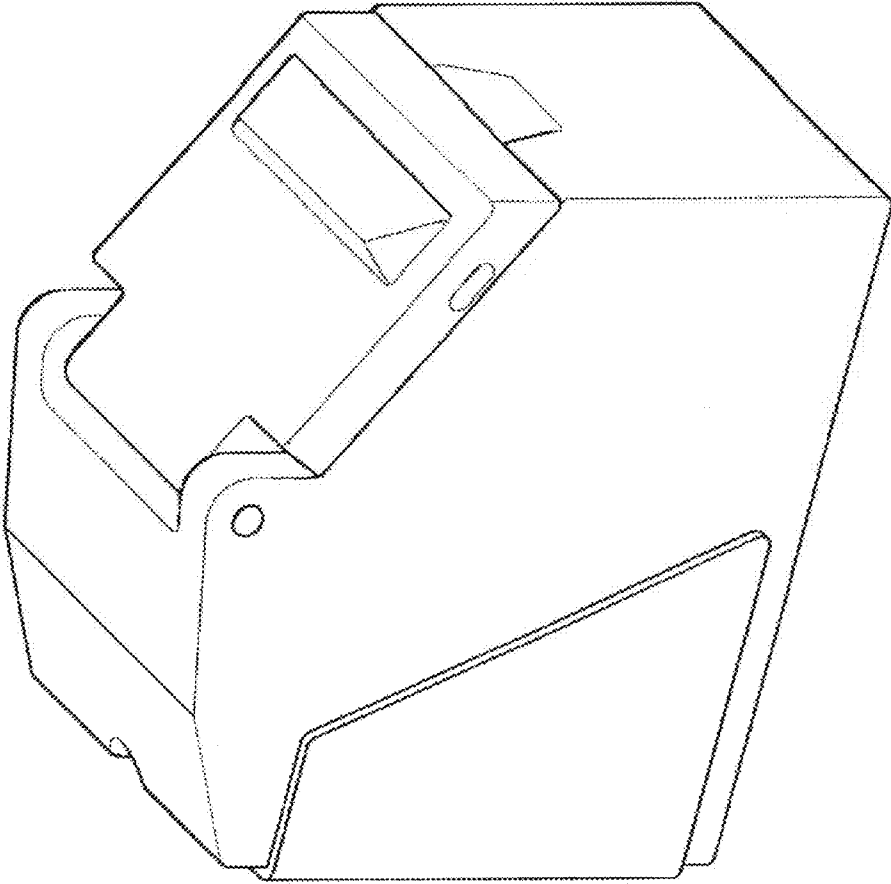


FIG. 6