

Aug. 16, 1949.

M. M. PICHNIARCZYK

2,479,509

PAINTBRUSH HOLDER

Filed Sept. 16, 1947

Fig. 1.

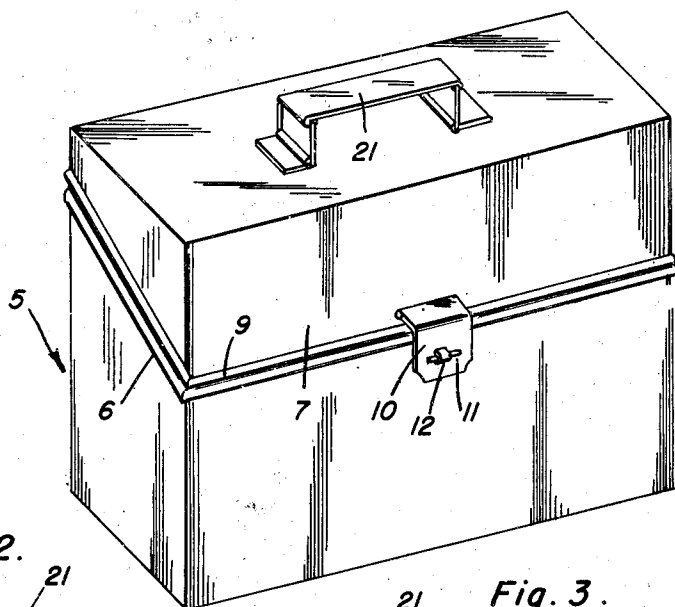


Fig. 2.

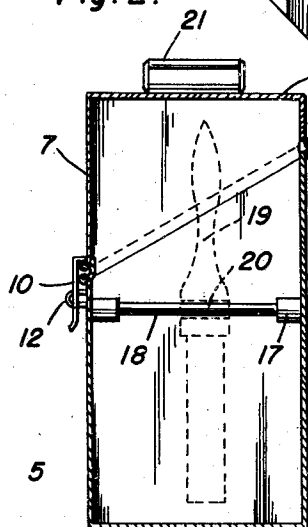
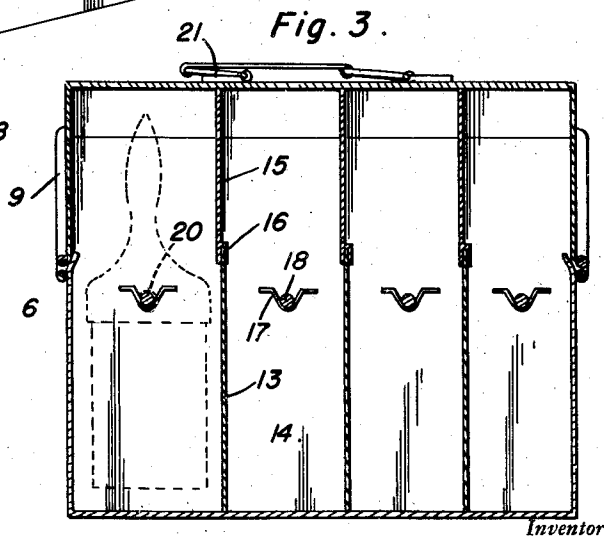


Fig. 3.



Inventor

Maciej M. Pichniarczyk

By

Clarence A. O'Brien
and Harvey B. Jacobson
Attorney

UNITED STATES PATENT OFFICE

2,479,509

PAINTBRUSH HOLDER

Maciej M. Pichniarczyk, Cleveland, Ohio

Application September 16, 1947, Serial No. 774,224

1 Claim. (Cl. 206—15.1)

1

The present invention relates to new and useful improvements in paint brush holders and more particularly to a carrying case in which paint or similar brushes may be supported with the bristles thereof immersed in a brush softening or cleaning solution whereby to preserve the brush and prevent the bristles from becoming hardened.

An important object of the present invention is to provide a carrying case of this character and provided with a plurality of compartments in which the brushes may be individually placed to more effectively clean various colored paint from the brushes.

A further object of the invention is to provide a closure for the carrying case in the form of a hinged lid and which is also provided with partitions to engage the upper edges of the partitions in the bottom portion of the case to seal the several compartments and prevent the liquid in one compartment from working into the liquid of an adjacent compartment.

A still further object is to provide a device of this character of simple and practical construction, which is neat and attractive in appearance, efficient and reliable in use, relatively inexpensive to manufacture and otherwise well adapted for the purposes for which the same is intended.

Other objects and advantages reside in the details of construction and operation as more fully hereinafter described and claimed, reference being had to the accompanying drawings forming part hereof, wherein like numerals refer to like parts throughout, and in which:

Figure 1 is a perspective view;

Figure 2 is a transverse sectional view; and

Figure 3 is a longitudinal sectional view.

Referring now to the drawing in detail wherein for the purpose of illustration I have disclosed a preferred embodiment of the invention, the numeral 5 designates a rectangular shaped box or container having its upper edge sloping toward the front and provided at its outer surface adjacent its edges with a stiffening rod 6 which is welded or otherwise suitably secured to the box.

A lid 7 is hinged at its rear edge to the rear edge of the box by a conventional hinge structure 8, the lower edges of the lid sloping to conform to the sloping upper edges of the bottom of the

2

box and the edges of the lid are likewise provided with a stiffening rod 9.

A conventional hasp 10 is secured to the front of the lid 7 and a pin 11 inserted in an eye 12 carried by the bottom of the box secures the hasp in a closed position.

The edges of the lid extend downwardly and slightly below the stiffening rod 9 and the edges of the bottom of the box extend upwardly slightly above the stiffening rod 6 and the edges of the lid telescope over the edges of the bottom of the box to substantially seal the edges thereof.

The bottom of the box is provided with a plurality of transversely extending partitions 13 to form individual compartments 14 therein and the underside of the lid 7 is also provided with partitions 15 aligned with the partitions 13 and the lower edges of the partitions 15 are formed with channels 16 to receive the upper edges of the partitions 13 to thus substantially seal the meeting edges of the partitions.

Brackets 17 are secured to the front and rear walls of the bottom section of the box to removably support the ends of rods 18 and on which paint brushes 19 are supported by inserting the rods through openings 20 in the brushes whereby the bristles of the brush may be suspended in a brush softening or cleaning solvent liquid placed in the bottom of the several compartments. The lid 7 is provided with a conventional collapsible handle 21.

In view of the foregoing description taken in conjunction with the accompanying drawings it is believed that a clear understanding of the device will be quite apparent to those skilled in this art. A more detailed description is accordingly deemed unnecessary.

It is to be understood, however, that even though there is herein shown and described a preferred embodiment of the invention the same is susceptible to certain changes fully comprehended by the spirit of the invention as herein described and the scope of the appended claim.

Having thus described the invention, what is claimed as new is:

A paint brush holder comprising a box-like container including a base portion and a cover therefor, partitions in the base portion and in the cover separating the container into a plural-

ity of compartments, said partitions carried respectively by the cover and base portion having interfitting engagement with each other to substantially seal one compartment from the other, and paint brush supporting means in each compartment, said paint brush supporting means comprising brackets in the compartments, and rods detachably supported at their ends on the brackets and inserted through a paint brush for suspending the brush in a compartment.

MACIEJ M. PICHNIARCZYK.

REFERENCES CITED

The following references are of record in the file of this patent:

5
10

Number
128,238
204,590
1,020,004
1,110,533
1,336,776
1,373,766
1,586,463
1,752,361
2,270,593

UNITED STATES PATENTS

Name	Date
Moran -----	June 25, 1872
Mackh -----	June 4, 1878
Wishman -----	Mar. 12, 1912
Carmichael -----	Sept. 15, 1914
Drinkwater -----	Apr. 13, 1920
Sather -----	Apr. 5, 1921
Paquette -----	May 25, 1926
Aulwes -----	Apr. 1, 1930
Kurath et al. -----	Jan. 20, 1942