



US00D705485S

(12) **United States Design Patent**
Lin

(10) **Patent No.:** **US D705,485 S**

(45) **Date of Patent:** **** May 20, 2014**

(54) **ELECTRIC HAIR CLIPPER**

(71) Applicant: **Ralph Lin**, Taipei (TW)

(72) Inventor: **Ralph Lin**, Taipei (TW)

(73) Assignee: **Han Lien International Corp.**, Taipei (TW)

(**) Term: **14 Years**

(21) Appl. No.: **29/460,741**

(22) Filed: **Jul. 15, 2013**

(51) **LOC (10) Cl.** **28-03**

(52) **U.S. Cl.**
USPC **D28/53**

(58) **Field of Classification Search**
USPC D28/49-54, 44-48; 30/34.05, 32, 34.1,
30/34.2, 43-43.92, 526-527, 44-45, 341,
30/226-227, 231, 233-233.5, 537,
30/539-540

See application file for complete search history.

(56) **References Cited**

U.S. PATENT DOCUMENTS

D436,229 S * 1/2001 Eguchi et al. D28/53
D495,830 S * 9/2004 Cornelissen D28/49
D555,286 S * 11/2007 Long D28/53

D600,409 S * 9/2009 Klein D28/53
D676,199 S * 2/2013 Julemont D28/53
D681,276 S * 4/2013 Colle D28/53
D683,900 S * 6/2013 Julemont D28/53

* cited by examiner

Primary Examiner — Jennifer Rivard

(74) *Attorney, Agent, or Firm* — Che-Yang Chen; Law Office of Michael Chen

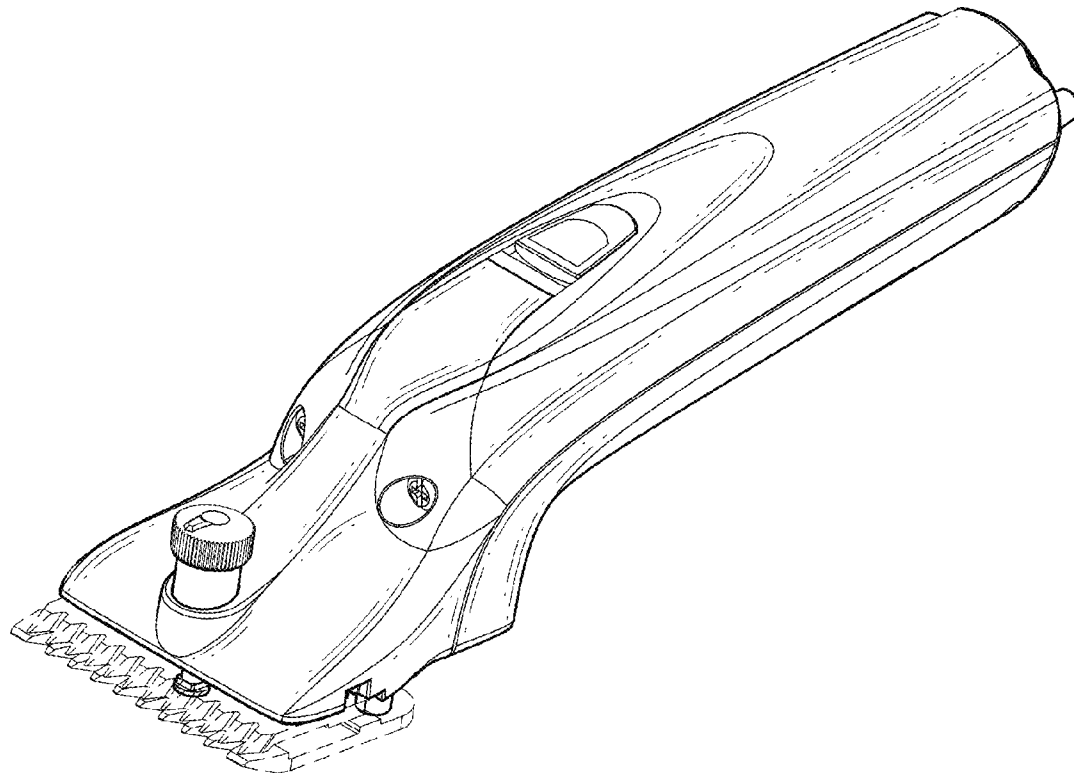
(57) **CLAIM**

The ornamental design for an electric hair clipper, as shown and described.

DESCRIPTION

FIG. 1 is a perspective view of an electric hair clipper showing my new design;
FIG. 2 is a front elevational view thereof;
FIG. 3 is a rear elevational view thereof;
FIG. 4 is a left side elevational view thereof;
FIG. 5 is a right side elevational view thereof;
FIG. 6 is a top plan view thereof;
FIG. 7 is a bottom plan view thereof; and,
FIG. 8 is a perspective schematic view illustrating an application of an electric hair clipper showing my design.
The broken lines shown in the drawings represent the environment and form no part of the claimed design.

1 Claim, 5 Drawing Sheets



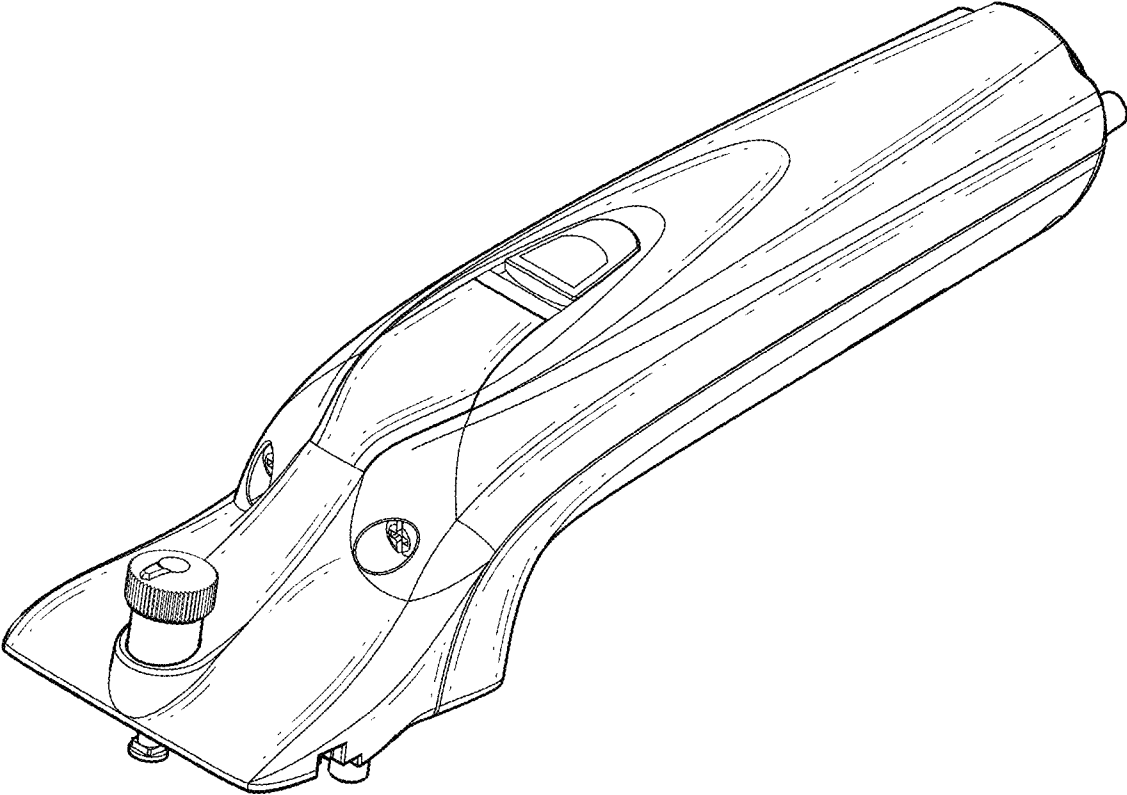


FIG. 1

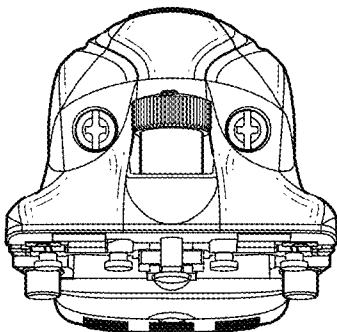


FIG. 2

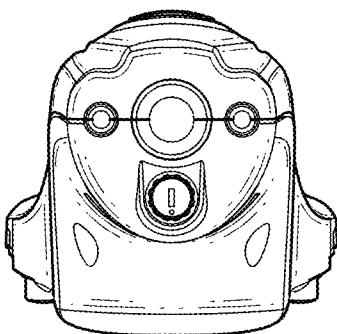


FIG. 3

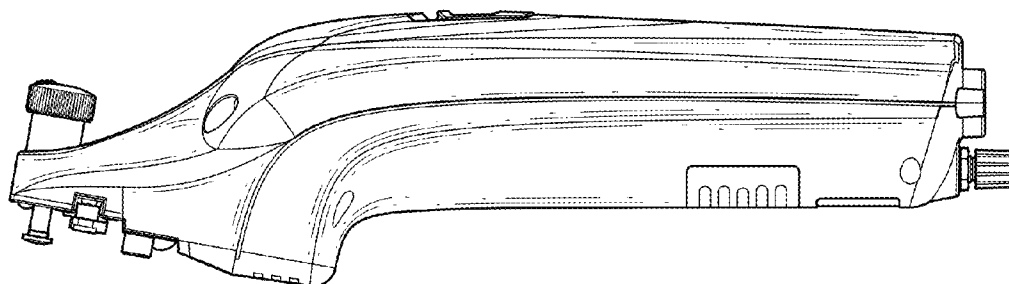


FIG. 4

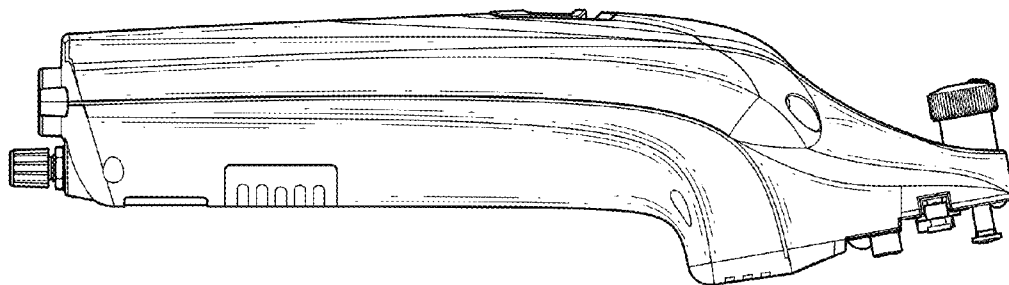


FIG. 5

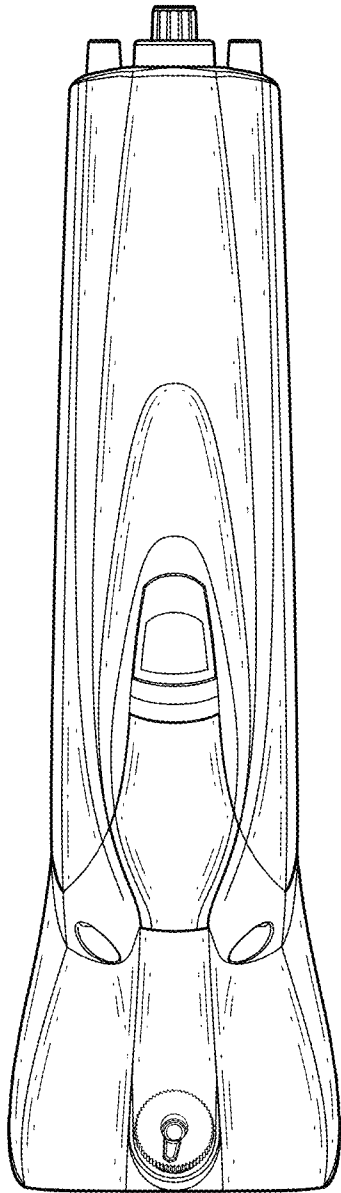


FIG. 6

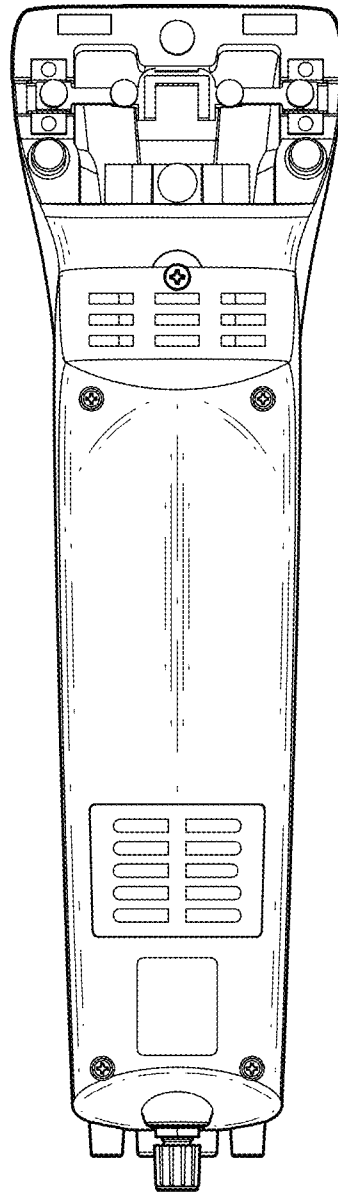


FIG. 7

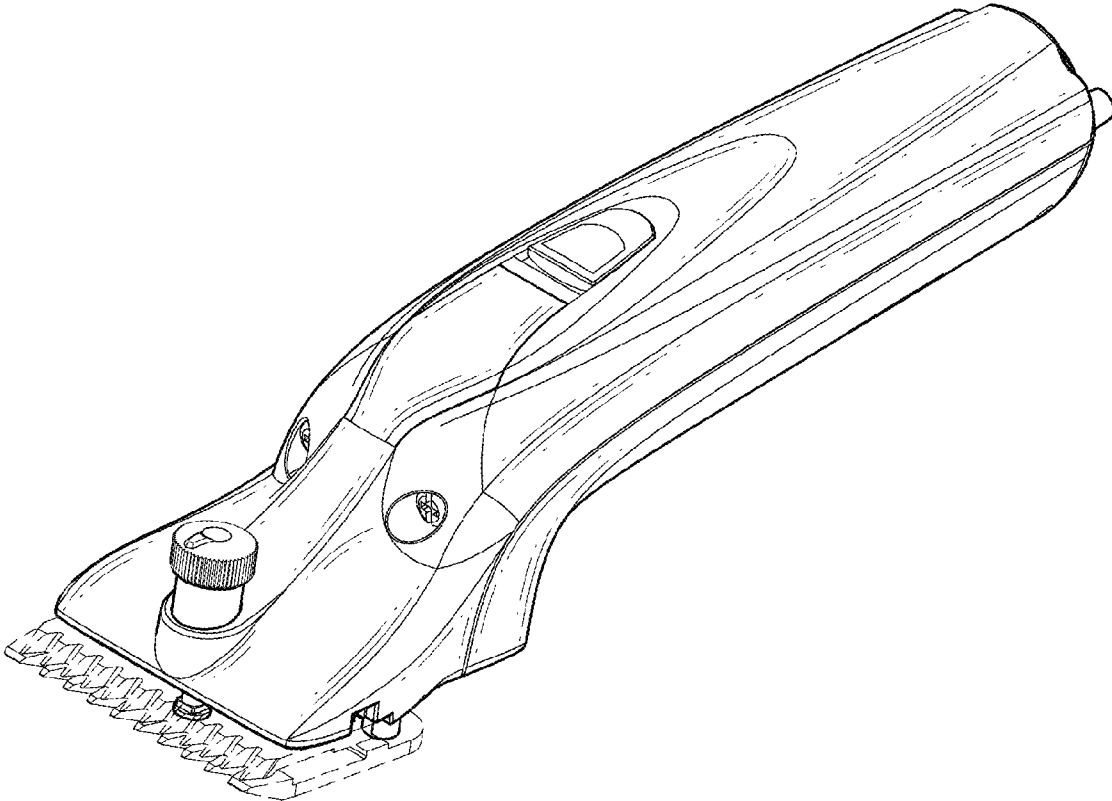


FIG. 8