



US00D631706S

(12) **United States Design Patent**
Samartgis

(10) **Patent No.:** **US D631,706 S**

(45) **Date of Patent:** **** Feb. 1, 2011**

(54) **CONTAINER**

(75) Inventor: **Jim Samartgis**, Melbourne (AU)

(73) Assignee: **The Decor Corporation Pty Ltd.**,
Scoresby, Victoria (AU)

(**) Term: **14 Years**

(21) Appl. No.: **29/353,513**

(22) Filed: **Jan. 11, 2010**

(30) **Foreign Application Priority Data**

Aug. 14, 2009 (AU) 13084/2009

(51) **LOC (9) Cl.** **07-01**

(52) **U.S. Cl.** **D7/602; D7/630**

(58) **Field of Classification Search** D7/500,
D7/538, 542-543, 545, 586-587, 601-603,
D7/612, 615, 629-630; D3/273, 302; 220/573.1,
220/660, 669-673, 675, 912, 915.1; D9/500,
D9/502-503, 424-425, 428-429

See application file for complete search history.

(56) **References Cited**

U.S. PATENT DOCUMENTS

D287,559 S *	1/1987	Daenen et al.	D7/586
D375,836 S *	11/1996	Conti	D3/304
D377,739 S *	2/1997	Carlson	D7/602
D403,924 S *	1/1999	Carlson	D7/602
D457,784 S *	5/2002	Torniainen et al.	D7/552.1
D542,591 S *	5/2007	Carlson	D7/354
D548,588 S *	8/2007	Bouveret et al.	D9/428

D555,476 S *	11/2007	Nielsen	D9/425
D581,204 S *	11/2008	Simon et al.	D7/354
D595,128 S *	6/2009	Bouveret et al.	D9/425
D601,386 S *	10/2009	Carlson	D7/602
D601,387 S *	10/2009	Carlson	D7/602
D601,388 S *	10/2009	Carlson	D7/602
D601,857 S *	10/2009	Carlson	D7/602
D614,919 S *	5/2010	Carlson	D7/602
D618,516 S *	6/2010	DiPietro et al.	D7/629

* cited by examiner

Primary Examiner—Charles A Rademaker

Assistant Examiner—Dana L Sipos

(74) *Attorney, Agent, or Firm*—Cook Alex Ltd.

(57) **CLAIM**

I claim the ornamental design for a container, as shown and described.

DESCRIPTION

FIG. 1 is a front perspective view, from above, of the claimed design;

FIG. 2 is a rear perspective view, from beneath, of the claimed design;

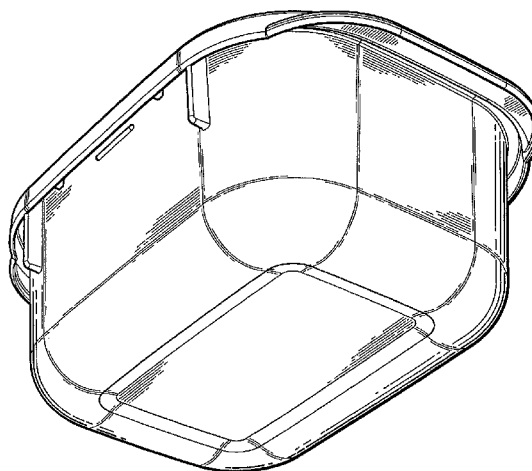
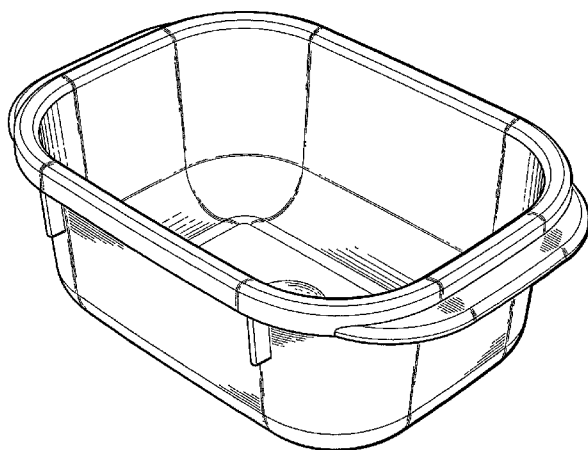
FIG. 3 is a left or right side view of the claimed design. The left side view is the same as the right side view;

FIG. 4 is an end view of the claimed design. Both end views are the same;

FIG. 5 is a top plan view of the claimed design; and,

FIG. 6 is an underneath plan view of the claimed design.

1 Claim, 3 Drawing Sheets



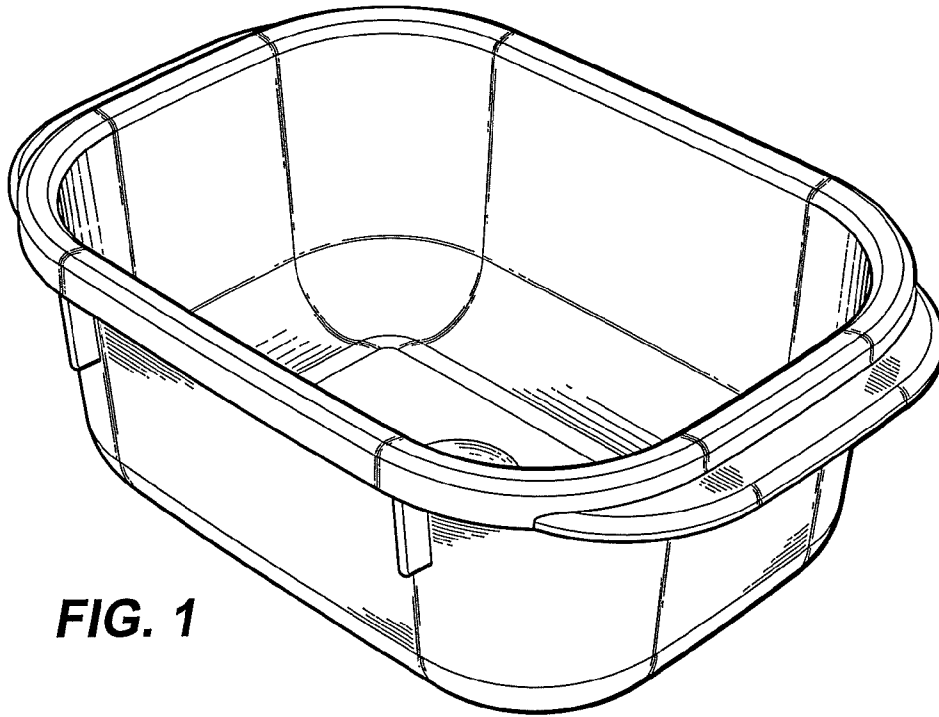


FIG. 1

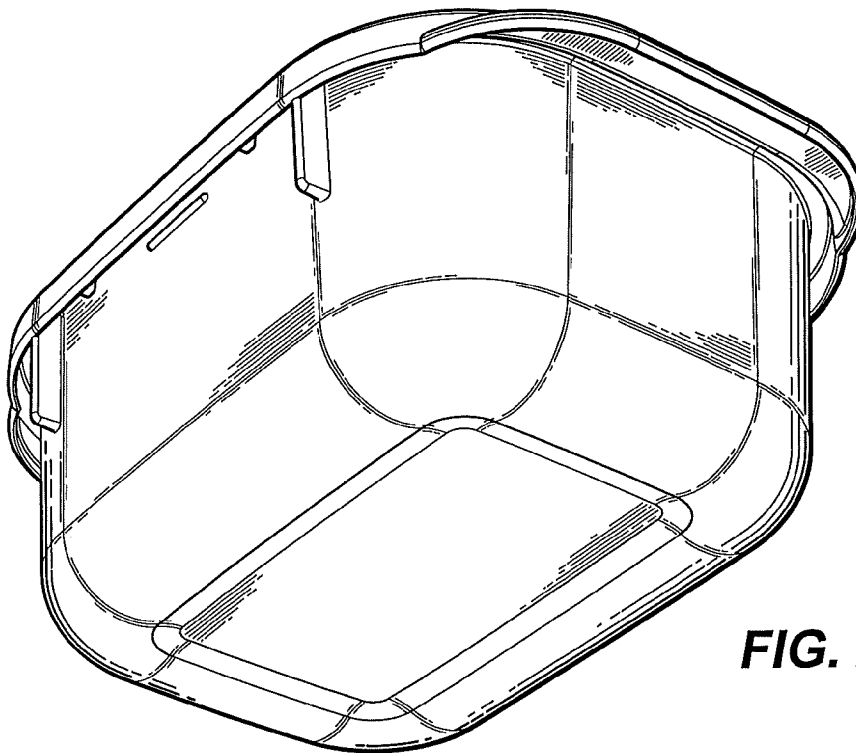


FIG. 2




FIG. 3

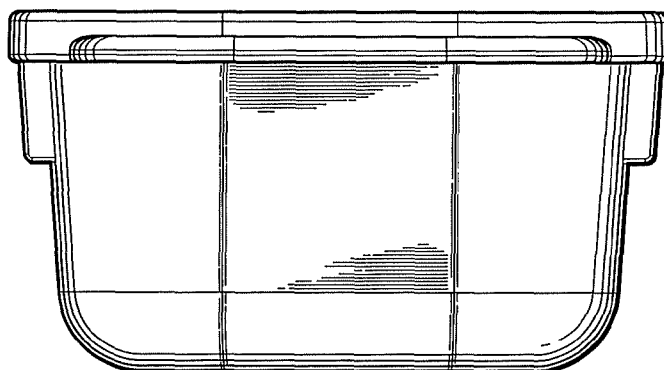


FIG. 4

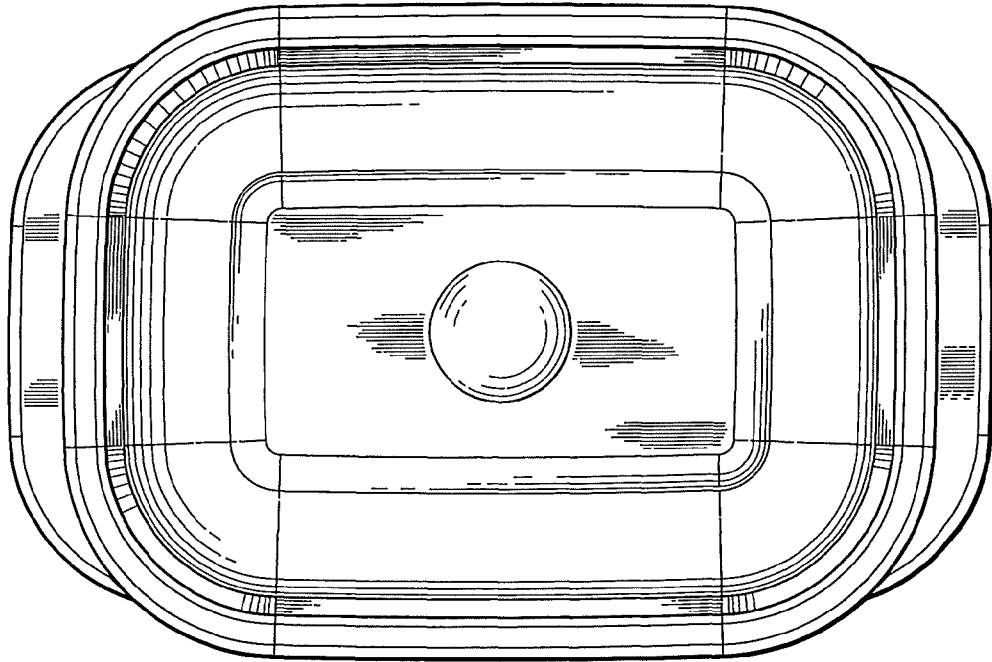


FIG. 5

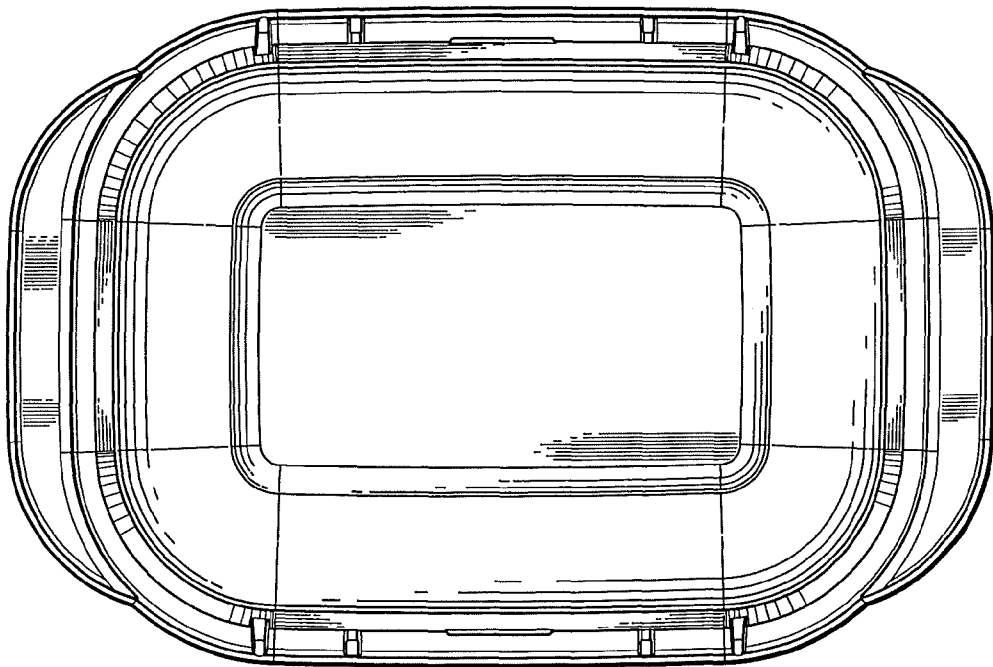


FIG. 6