

[54] MEDIC CASE

4,513,866 4/1985 Thomas ..... D3/74

[75] Inventor: Larry B. Humphries, Guelph, Canada

Primary Examiner—George P. Word  
Attorney, Agent, or Firm—D. Michael Clayton; Gregory W. O'Connor

[73] Assignee: Samsonite Corporation, Denver, Colo.

[57] CLAIM

[\*\*] Term: 14 Years

The ornamental design for a medic case, as shown and described.

[21] Appl. No.: 654,299

DESCRIPTION

[22] Filed: Sep. 25, 1984

FIG. 1 is a perspective view of a medic case showing my new design;

[30] Foreign Application Priority Data

FIG. 2 is a perspective view, showing the interior thereof;

Mar. 27, 1984 [CA] Canada ..... 27-03-84-8

[52] U.S. Cl. .... D3/74; D3/30.1

FIG. 3 is a top plan view thereof, with the case in open position;

[58] Field of Search ..... D3/30.1, 33, 35, 72, D3/74-76; 206/387, 569, 570, 316, 318; 190/109-111

FIG. 4 is a left end elevational view thereof, showing the end shown in FIG. 2;

[56] References Cited

U.S. PATENT DOCUMENTS

- D. 138,665 8/1944 Wilkie ..... D3/74
- D. 163,210 5/1951 Long ..... D3/74
- D. 178,627 9/1956 Baratelli ..... D3/74
- D. 205,580 8/1966 Schurman ..... D3/74
- D. 256,522 8/1980 Peterson ..... D3/74
- D. 271,444 11/1983 LeVine ..... D3/30.1

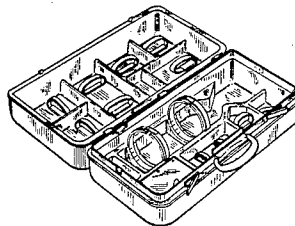
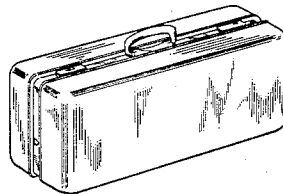
FIG. 5 is a front elevational view thereof, with the case in open position;

FIG. 6 is a rear elevational view thereof, with the case in open position;

FIG. 7 is a right end elevational view thereof, showing the end opposite that shown in FIG. 2;

FIG. 8 is a bottom plan view thereof, with the case in open position; and

FIG. 9 is a bottom plan view thereof.



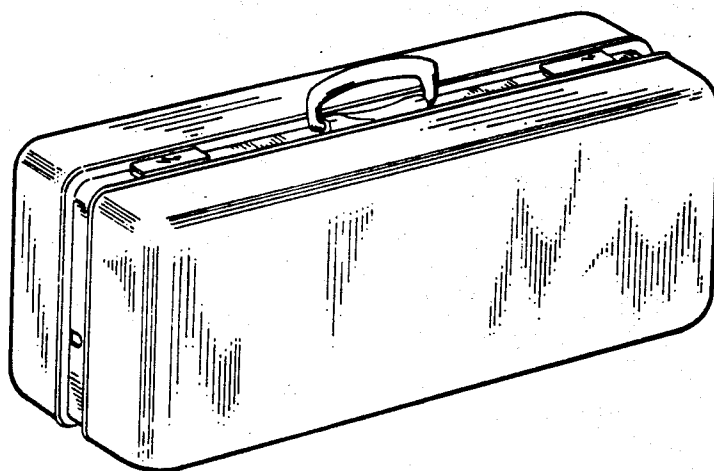


FIG. 1.

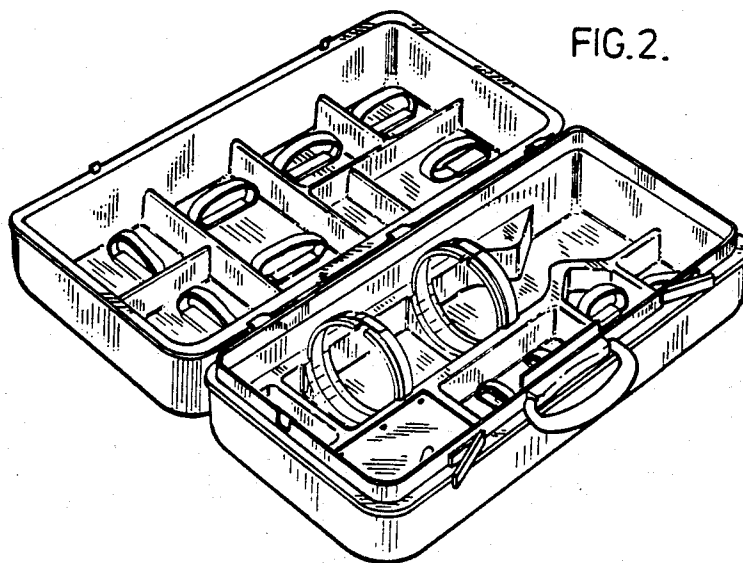


FIG. 2.

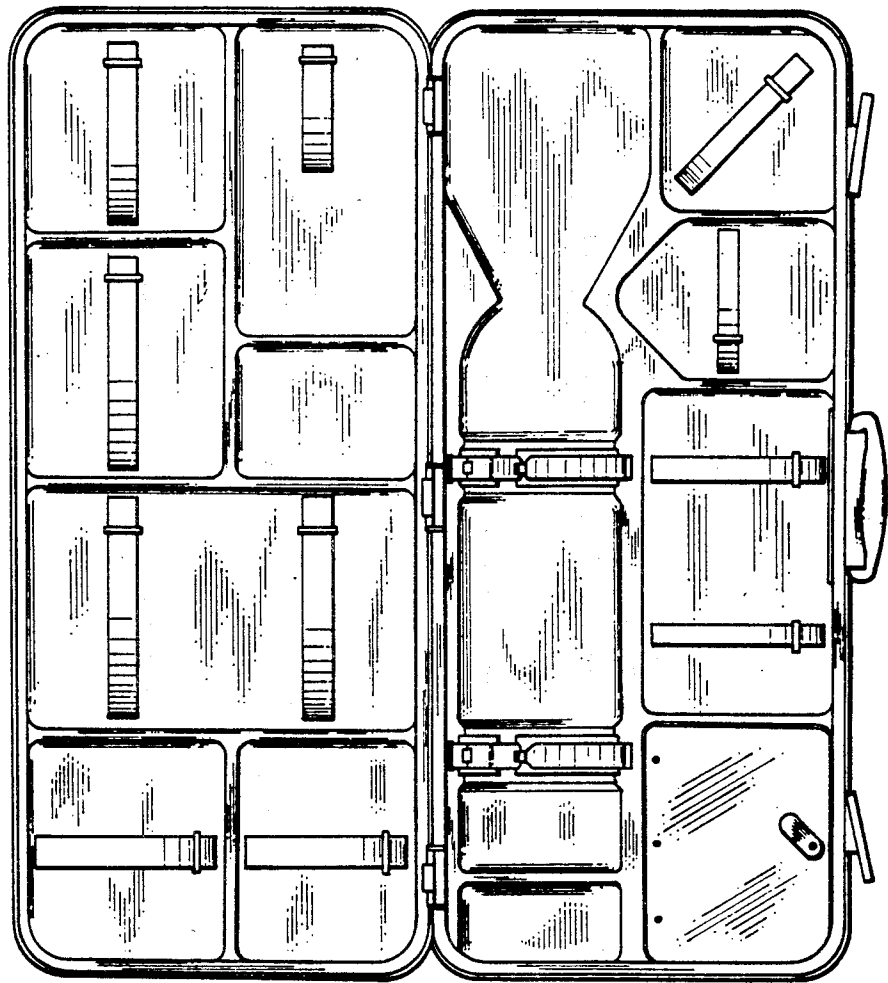


FIG. 3.

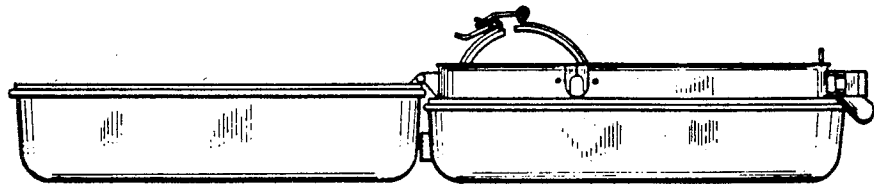


FIG. 4.

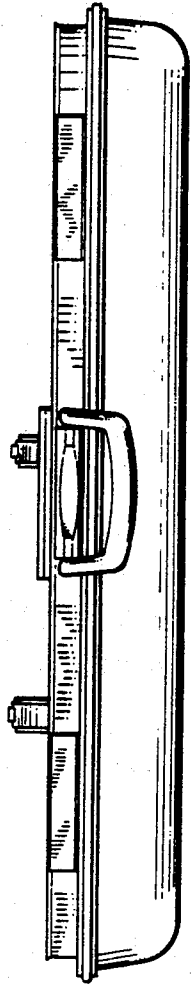


FIG. 5.

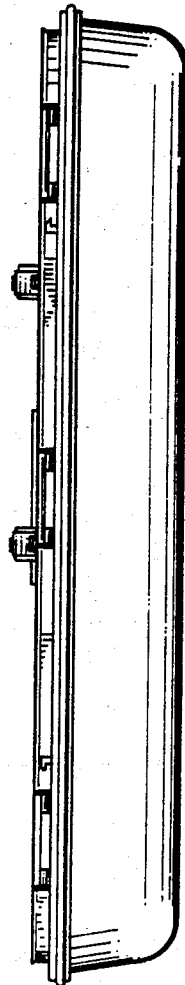


FIG. 6.

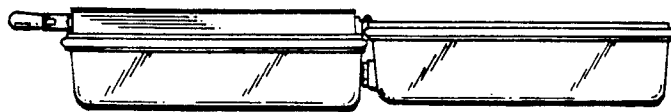


FIG. 7

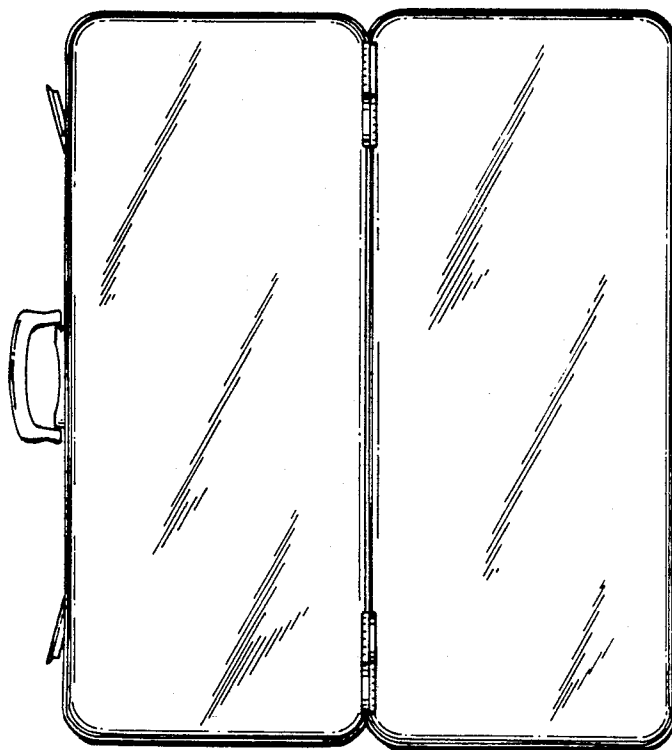


FIG. 8

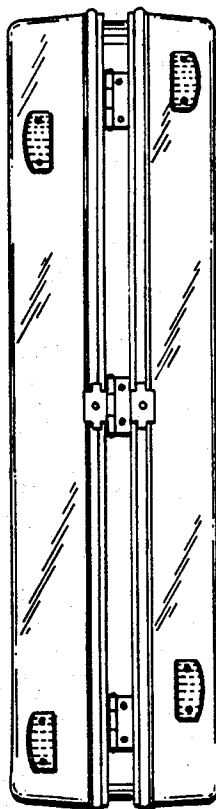


FIG. 9