



US00D717293S

(12) **United States Design Patent**
Koberling et al.

(10) **Patent No.:** **US D717,293 S**

(45) **Date of Patent:** **** Nov. 11, 2014**

(54) **ARITHMETIC AND CONTROL UNIT**

(71) Applicant: **Fujitsu limited**, Kawasaki (JP)

(72) Inventors: **Toni Koberling**, München (DE);
Nobuharu Tsusaka, Kawasaki (JP);
Hiroyuki Fujita, Tokyo (JP); **Hisao**
Morooka, Kawasaki (JP); **Eiji Nagao**,
Ichikawa (JP); **Mark Friesen**, Tokyo
(JP)

(73) Assignee: **Fujitsu Limited**, Kawasaki (JP)

(**) Term: **14 Years**

(21) Appl. No.: **29/454,056**

(22) Filed: **May 6, 2013**

(30) **Foreign Application Priority Data**

Nov. 6, 2012 (JP) 2012-027028

(51) **LOC (10) Cl.** **14-02**

(52) **U.S. Cl.**
USPC **D14/314**

(58) **Field of Classification Search**
USPC 263/300, 308, 314, 348-358, 365;
D13/162, 184, 199; 312/223.1-223.3,
312/351.11; 360/99.01-99.12;
369/34.01-36.01; 361/679.6,
361/679.31-679.33, 679.58

See application file for complete search history.

(56) **References Cited**

U.S. PATENT DOCUMENTS

D345,964 S *	4/1994	Hultgren et al.	D14/313
D378,515 S *	3/1997	Senshiki	D14/353
D422,272 S *	4/2000	Liang	D14/353
D425,494 S *	5/2000	Okonogi et al.	D14/348
D493,791 S *	8/2004	Liu	D14/368
D643,035 S *	8/2011	Chen et al.	D14/349
D647,087 S *	10/2011	Chen et al.	D14/348
2003/0007429 A1 *	1/2003	Cheng	369/30.26

* cited by examiner

Primary Examiner — Freda S Nunn

(74) *Attorney, Agent, or Firm* — Staas & Halsey LLP

(57) **CLAIM**

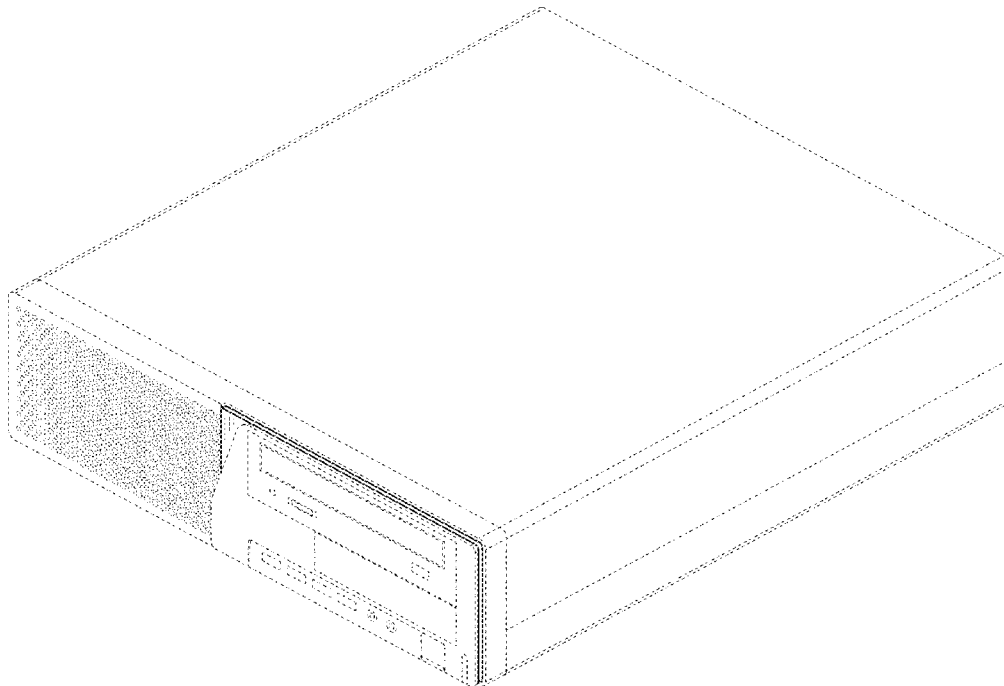
The ornamental design for an arithmetic and control unit, as shown and described.

DESCRIPTION

FIG. 1 is a perspective view of front, top and right side of an arithmetic and control unit showing our new design; FIG. 2 is a front view thereof; FIG. 3 is a rear view thereof; FIG. 4 is a left side view thereof; FIG. 5 is a right side view thereof; FIG. 6 is a top view thereof; and, FIG. 7 is a bottom view thereof.

The broken lines shown are included for the purpose of illustrating the unclaimed portions of an arithmetic and control unit and form no part of the claimed design.

1 Claim, 5 Drawing Sheets



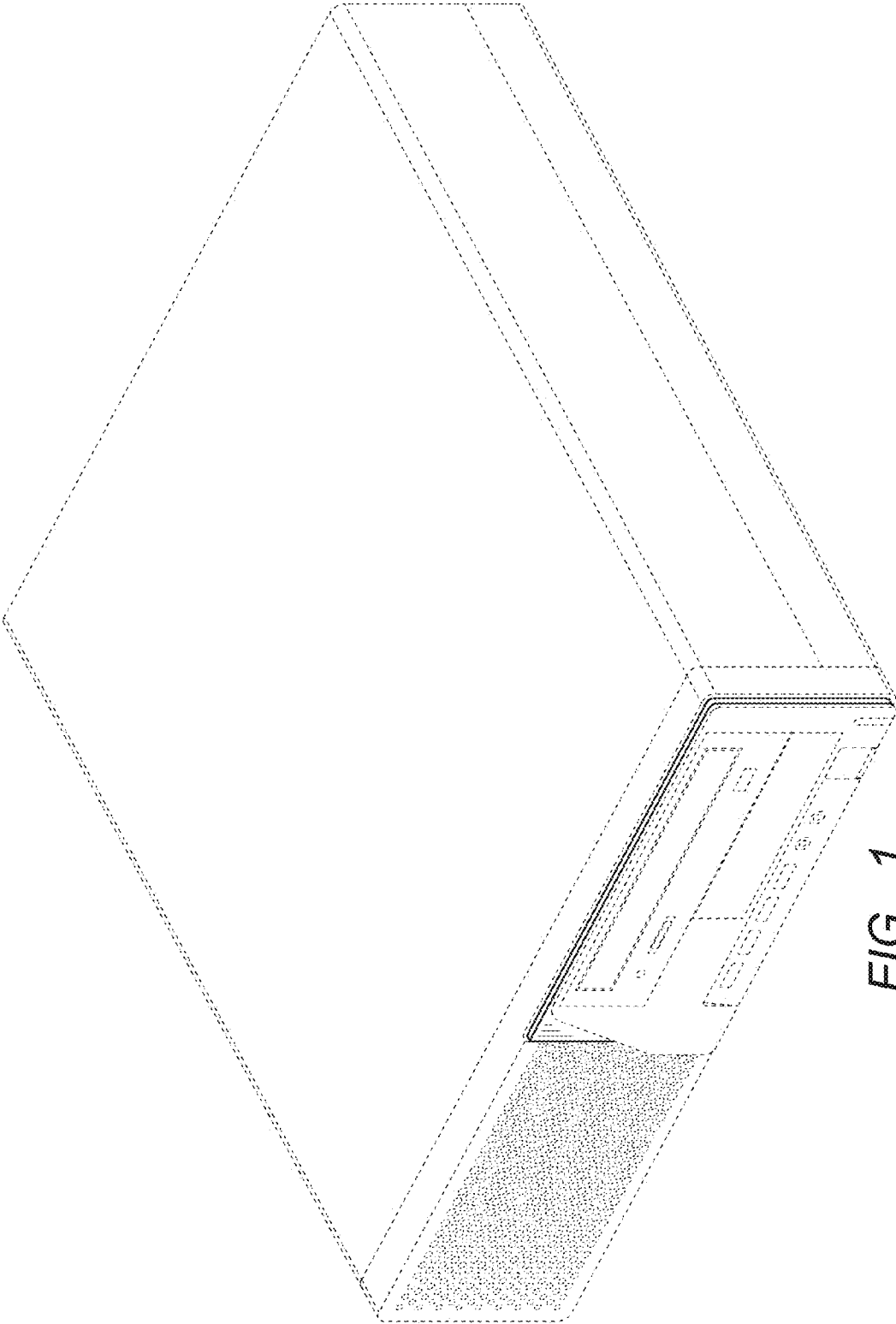


FIG. 1

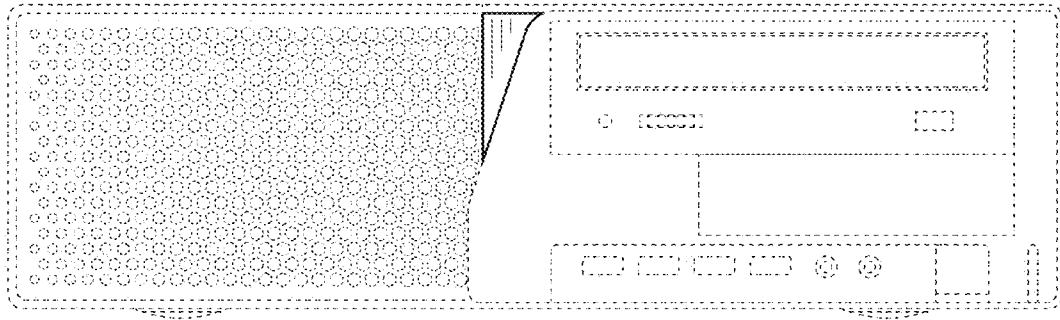


FIG. 2

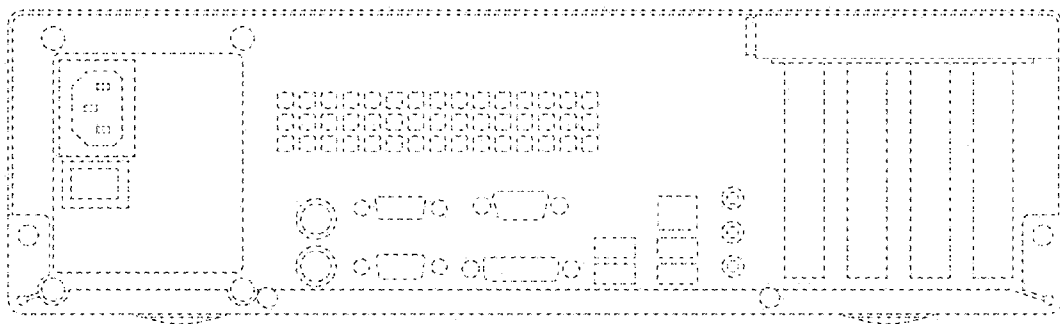


FIG. 3




FIG. 4




FIG. 5




FIG. 6




FIG. 7