



US00D897379S

(12) **United States Design Patent**
Sinn et al.

(10) **Patent No.:** **US D897,379 S**

(45) **Date of Patent:** **** Sep. 29, 2020**

(54) **TIP FOR A GROUND ENGAGING MACHINE IMPLEMENT**

(71) Applicant: **Caterpillar Inc.**, Deerfield, IL (US)

(72) Inventors: **Eric Sinn**, Tremont, IL (US); **Doug Serrurier**, Morton, IL (US); **Jason Jura**, Peoria, IL (US); **Corey Wells**, Peoria, IL (US)

(73) Assignee: **Caterpillar Inc.**, Peoria, IL (US)

(**) Term: **15 Years**

(21) Appl. No.: **29/689,075**

(22) Filed: **Apr. 26, 2019**

(51) **LOC (12) Cl.** **15-03**

(52) **U.S. Cl.**
USPC **D15/29; D15/28**

(58) **Field of Classification Search**
USPC D15/11, 28, 29; 37/456, 452, 450, 446, 37/454, 449, 453, 455, 903; 403/379.5, 403/DIG. 1; 111/152; 172/724, 730, 172/766, 770, 771, 721, 713, 699, 772
CPC Y10T 29/49826; Y10T 403/589; Y10T 403/7018; Y10T 403/7075; E02F 9/28; E02F 9/2825; E02F 9/2833; E02F 9/2866; E02F 9/2858; E02F 9/2808; E02F 9/2841
See application file for complete search history.

(56) **References Cited**

U.S. PATENT DOCUMENTS

D274,434 S *	6/1984	Nilsson	D15/28
D275,859 S *	10/1984	Nilsson	D15/28
6,871,426 B2 *	3/2005	Keech	E02F 9/2825 37/456
7,739,814 B2	6/2010	Carpenter et al.		
D706,307 S *	6/2014	Renski	D15/28
D707,264 S *	6/2014	Renski	D15/28

8,943,717 B2 *	2/2015	Renski	E02F 9/2808 37/452
D727,367 S *	4/2015	Renski	D15/28
D727,368 S *	4/2015	Renski	D15/29
D727,369 S *	4/2015	Renski	D15/28
D727,979 S *	4/2015	Renski	D15/29
D727,980 S *	4/2015	Renski	D15/29
D727,981 S *	4/2015	Renski	D15/29
D727,982 S *	4/2015	Renski	D15/28
D728,635 S *	5/2015	Kunz	D15/28
D748,679 S *	2/2016	Renski	D15/28
D748,681 S *	2/2016	Renski	D15/28
D748,685 S *	2/2016	Kunz	D15/28
D749,146 S *	2/2016	Renski	D15/28
D749,147 S *	2/2016	Kunz	D15/28
D774,108 S *	12/2016	Balan	D15/28
D774,110 S *	12/2016	Balan	D15/28
D774,565 S *	12/2016	Balan	D15/28

(Continued)

FOREIGN PATENT DOCUMENTS

KR 101250165 B1 4/2013

Primary Examiner — Mark A Goodwin

(74) *Attorney, Agent, or Firm* — Saidman Design Law Group

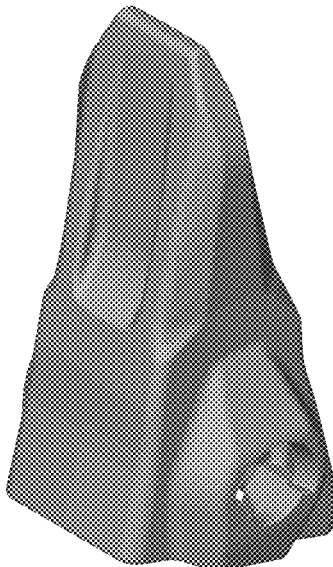
(57) **CLAIM**

The ornamental design for a tip for a ground engaging machine implement, as shown and described.

DESCRIPTION

FIG. 1 is a perspective view of a tip for a ground engaging machine implement showing our new design;
FIG. 2 is a front view thereof;
FIG. 3 is a rear view thereof;
FIG. 4 is a left side view thereof;
FIG. 5 is a right side view thereof;
FIG. 6 is a top view thereof; and,
FIG. 7 is a bottom view thereof.
Grayscale shading illustrates contour.

1 Claim, 6 Drawing Sheets



(56)

References Cited

U.S. PATENT DOCUMENTS

D774,567	S *	12/2016	Balan	D15/28
D775,241	S *	12/2016	Balan	D15/28
D775,242	S *	12/2016	Balan	D15/28
D784,424	S *	4/2017	Renski	D15/28
9,624,651	B2	4/2017	Renski et al.		
D805,562	S *	12/2017	Serrurier	D15/29
D806,139	S *	12/2017	Serrurier	D15/29
D806,140	S *	12/2017	Serrurier	D15/29
D806,141	S *	12/2017	Serrurier	D15/29
D806,142	S *	12/2017	Serrurier	D15/29
D832,310	S *	10/2018	Balan	D15/29
D840,441	S *	2/2019	Serrurier	D15/29
D857,761	S *	8/2019	Balan	D15/29
D857,762	S *	8/2019	Kunz	D15/29
2004/0010949	A1 *	1/2004	Laguarda	E02F 9/2858 37/452
2012/0131821	A1 *	5/2012	Brufau Guinovart	C22C 29/005 37/452
2012/0260540	A1 *	10/2012	Guimaraes	E02F 9/2825 37/453
2012/0297649	A1	11/2012	Gomar		
2013/0333254	A1 *	12/2013	Wallis	E02F 9/2825 37/456
2014/0259806	A1 *	9/2014	Rimmey	E02F 9/2891 37/455
2014/0259808	A1 *	9/2014	LaHood	E02F 9/2891 37/455
2015/0167278	A1 *	6/2015	Rivera	E02F 9/2875 37/452
2017/0051475	A1	2/2017	Perez Soria et al.		
2017/0241108	A1	8/2017	Kokos et al.		
2018/0171601	A1	6/2018	Serrurier et al.		

* cited by examiner

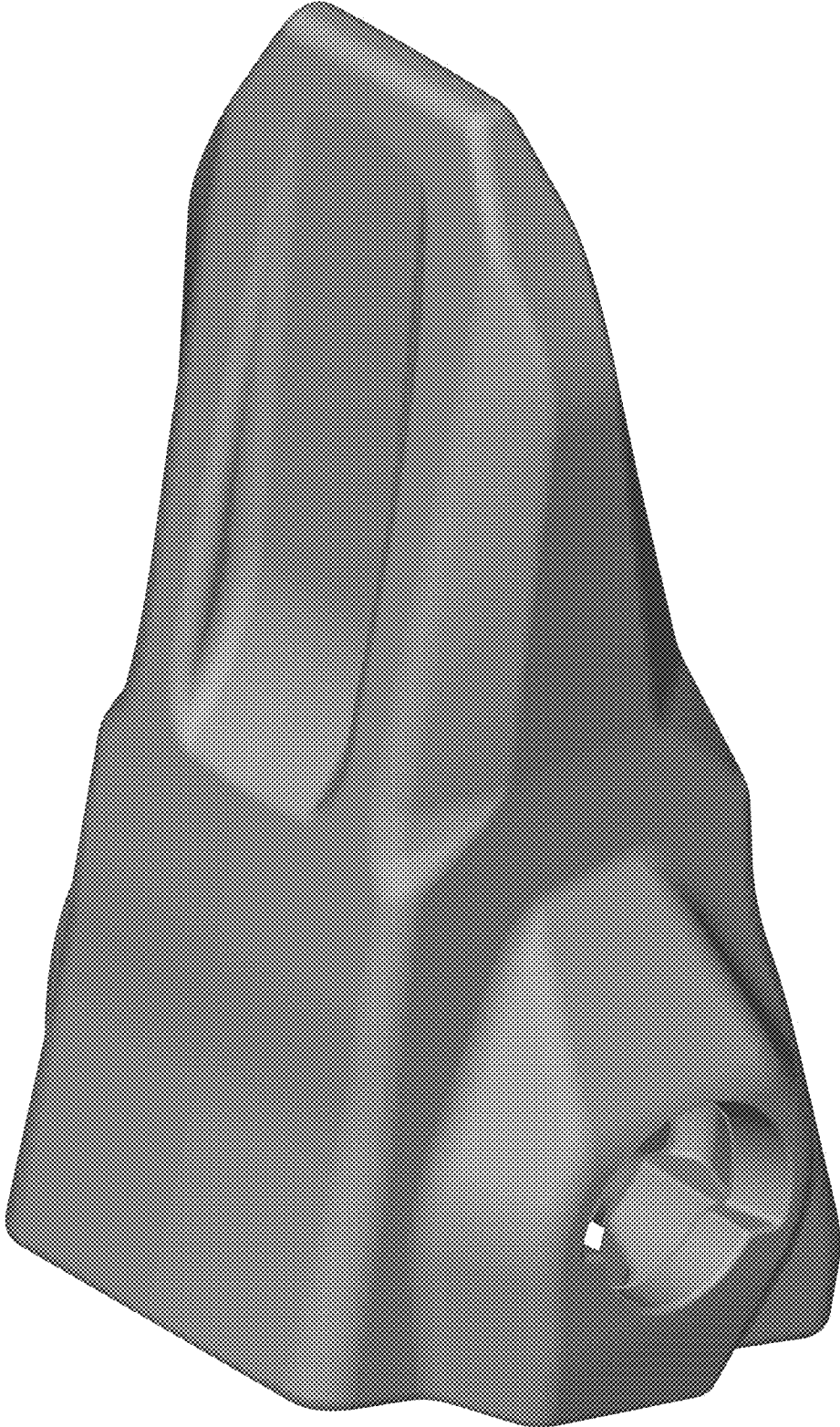


FIG. 1




FIG. 2

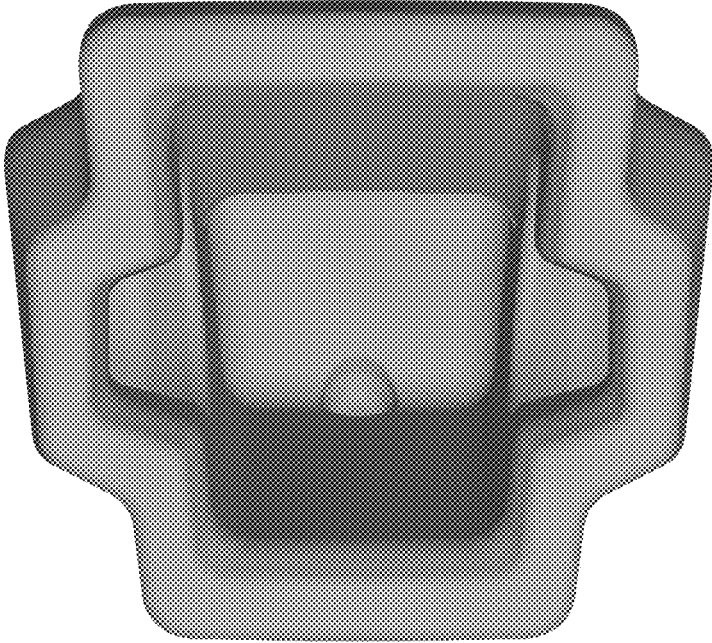


FIG. 3

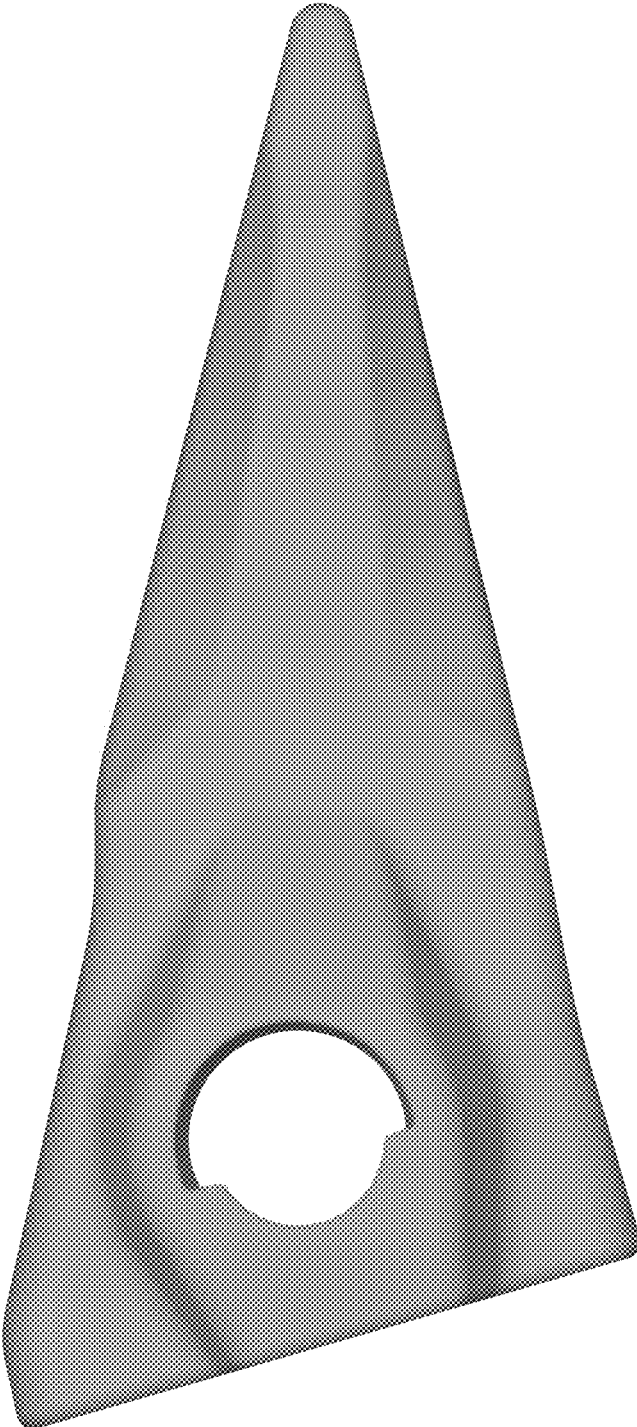


FIG. 4

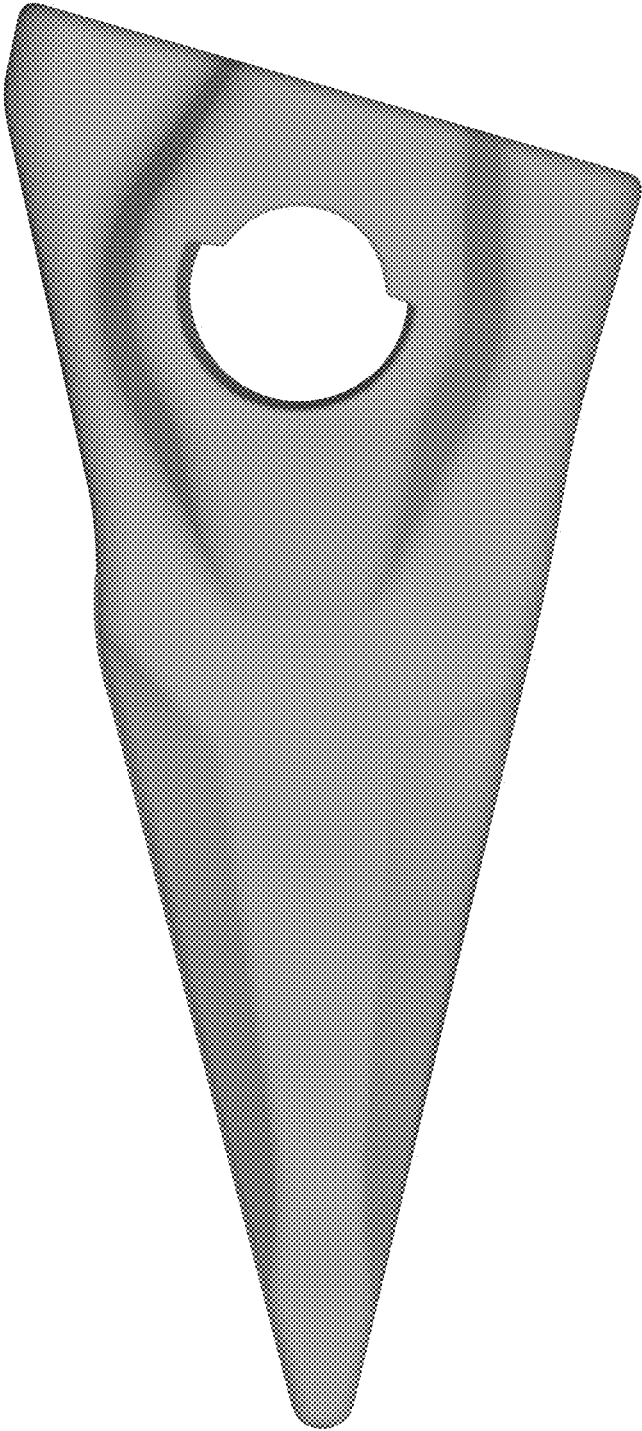


FIG. 5

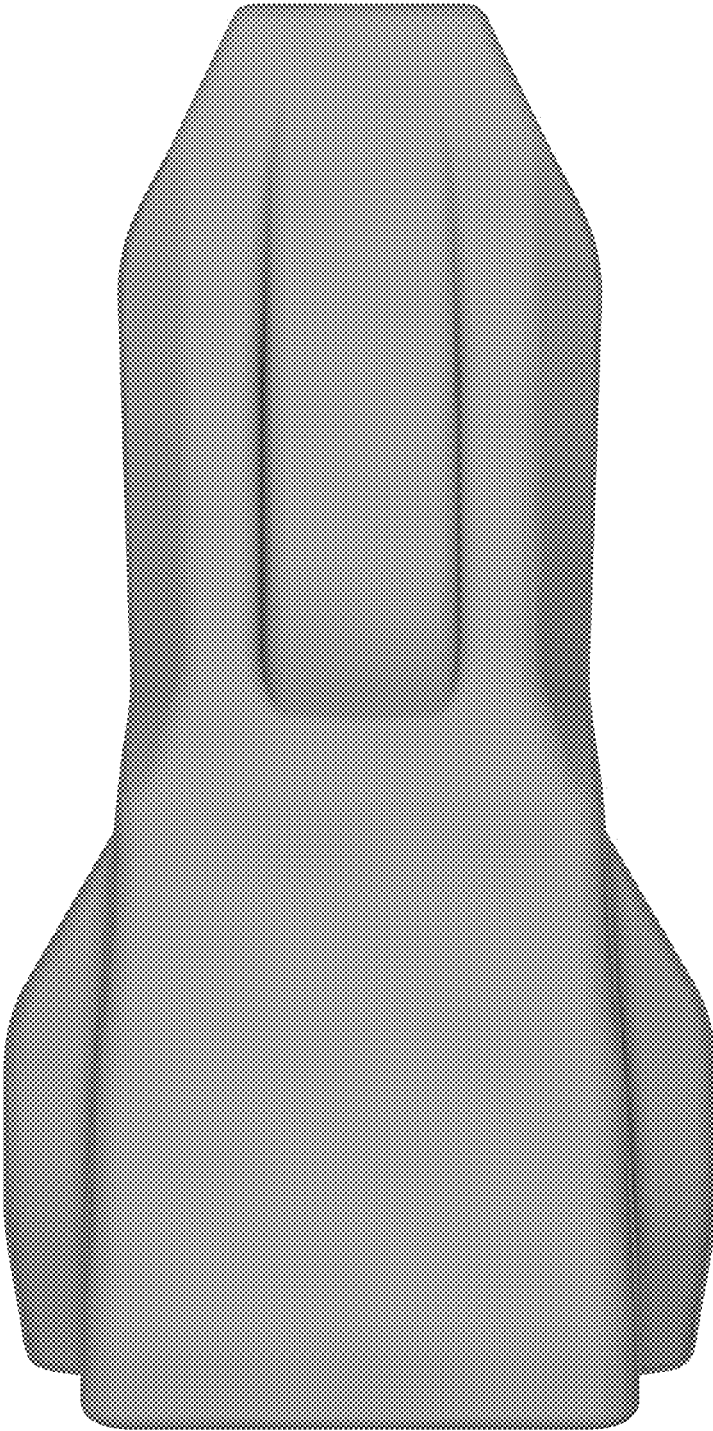


FIG. 6

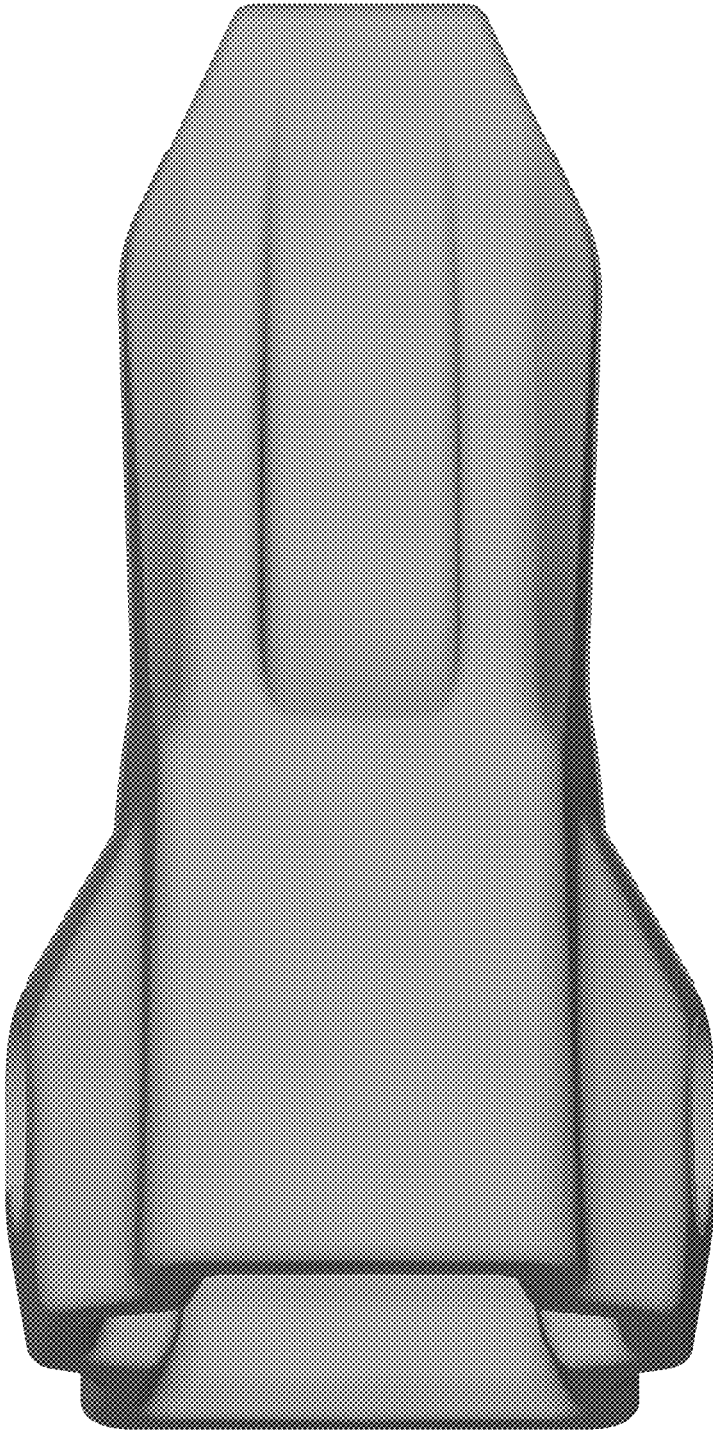


FIG. 7