



US00D736712S

(12) **United States Design Patent**
Lee et al.

(10) **Patent No.:** **US D736,712 S**

(45) **Date of Patent:** **** Aug. 18, 2015**

(54) **HOST CONNECTOR**

(71) Applicant: **FINISAR CORPORATION**,
Sunnyvale, CA (US)

(72) Inventors: **David Lee**, San Jose, CA (US); **Daniel Kossowski**, Santa Clara, CA (US); **Frank J. Flens**, Campbell, CA (US); **William H. Wang**, Pleasanton, CA (US); **Michael Joseph McReynolds, Jr.**, San Mateo, CA (US)

(73) Assignee: **FINISAR CORPORATION**,
Sunnyvale, CA (US)

(**) Term: **14 Years**

(21) Appl. No.: **29/495,392**

(22) Filed: **Jun. 30, 2014**

Related U.S. Application Data

(62) Division of application No. 29/438,787, filed on Dec. 3, 2012, now Pat. No. Des. 708,144.

(51) **LOC (10) Cl.** **13-03**

(52) **U.S. Cl.**
USPC **D13/147**

(58) **Field of Classification Search**
USPC D13/147, 154, 184, 199
See application file for complete search history.

(56) **References Cited**

U.S. PATENT DOCUMENTS

D416,864 S *	11/1999	Huang	D13/147
D708,144 S *	7/2014	Lee et al.	D13/147
D709,833 S *	7/2014	Lee et al.	D13/147
D713,345 S *	9/2014	Yokoyama	D13/147
D722,028 S *	2/2015	Lee et al.	D13/147

* cited by examiner

Primary Examiner — Daniel Bui
(74) *Attorney, Agent, or Firm* — Maschoff Brennan

(57) **CLAIM**

The ornamental design for a host connector, as shown and described.

DESCRIPTION

FIG. 1 is a top, front, and right side perspective view of a host connector showing our new design in use in an exemplary environment;

FIG. 2 is another top, front, and right side perspective view thereof;

FIG. 3 is a top plan view thereof;

FIG. 4 is a bottom plan view thereof;

FIG. 5 is a front elevation view thereof;

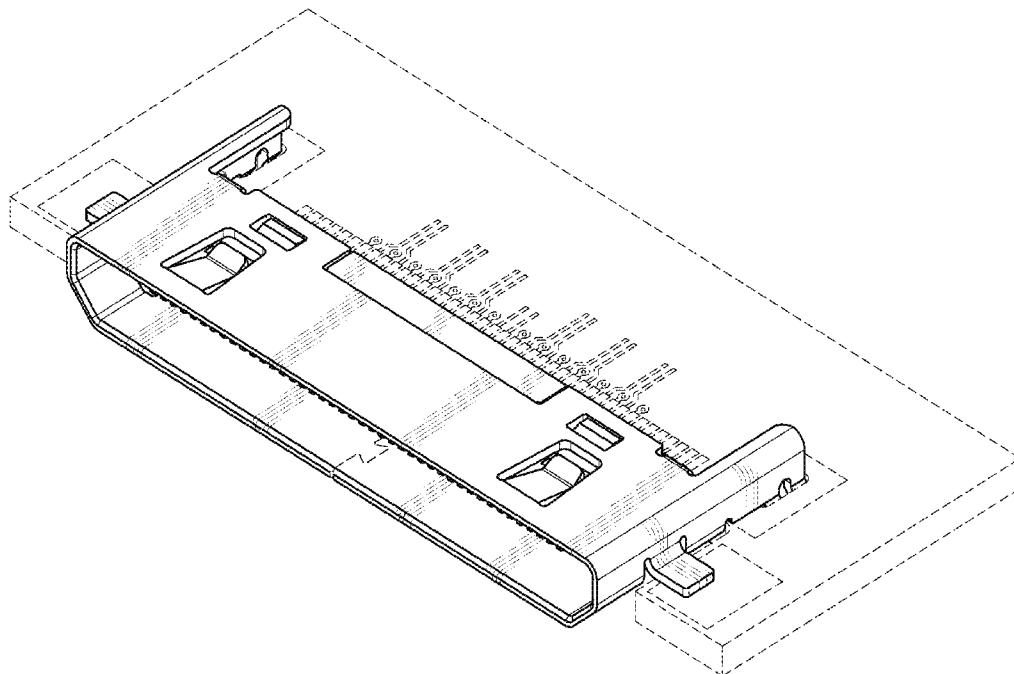
FIG. 6 is a rear elevation view thereof;

FIG. 7 is a right side elevation view thereof; and,

FIG. 8 is a left side elevation view thereof.

The broken line in the drawing is included for the purpose of illustrating unclaimed environment and forms no part of the claimed design.

1 Claim, 5 Drawing Sheets



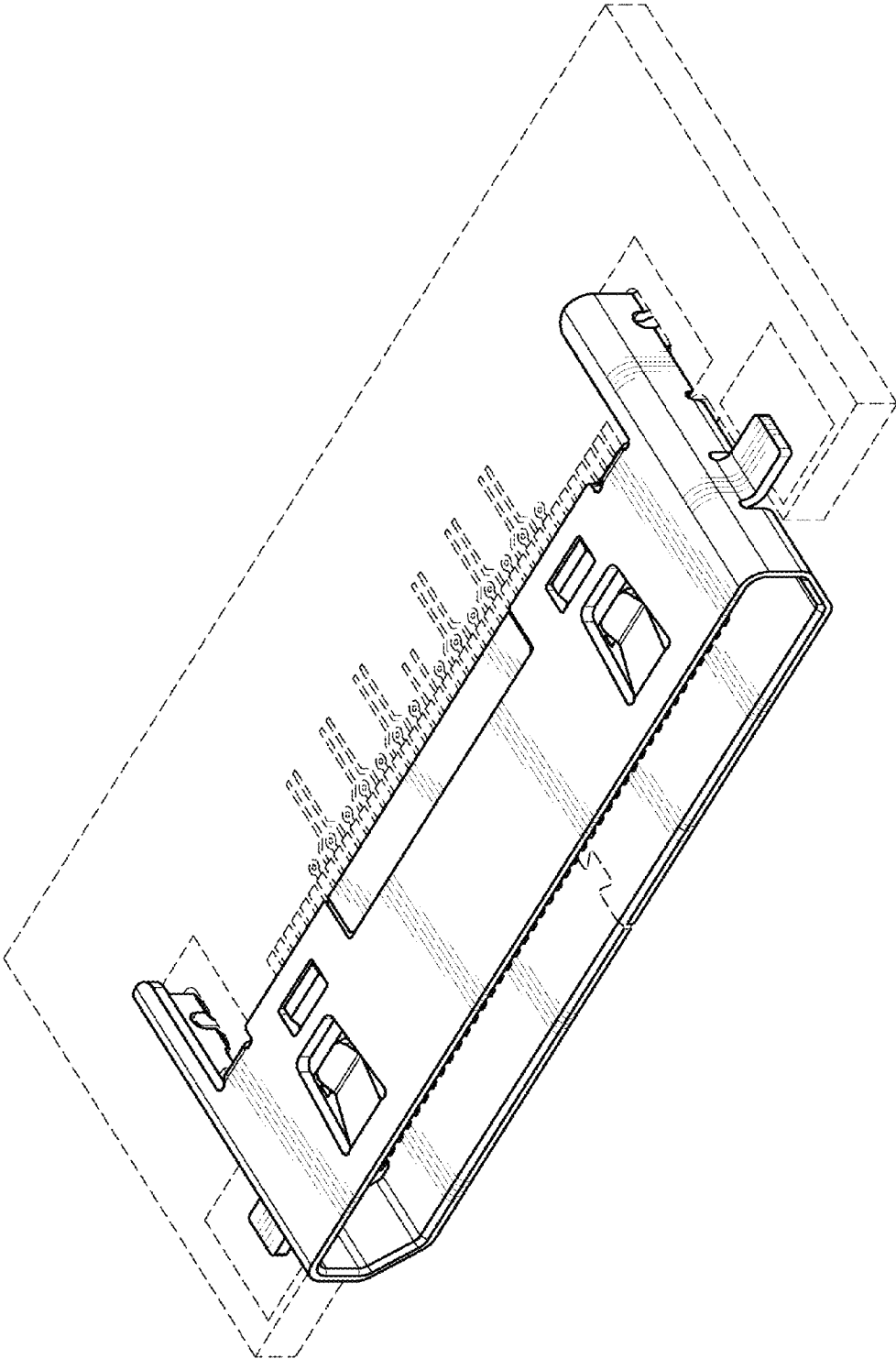


Fig. 1

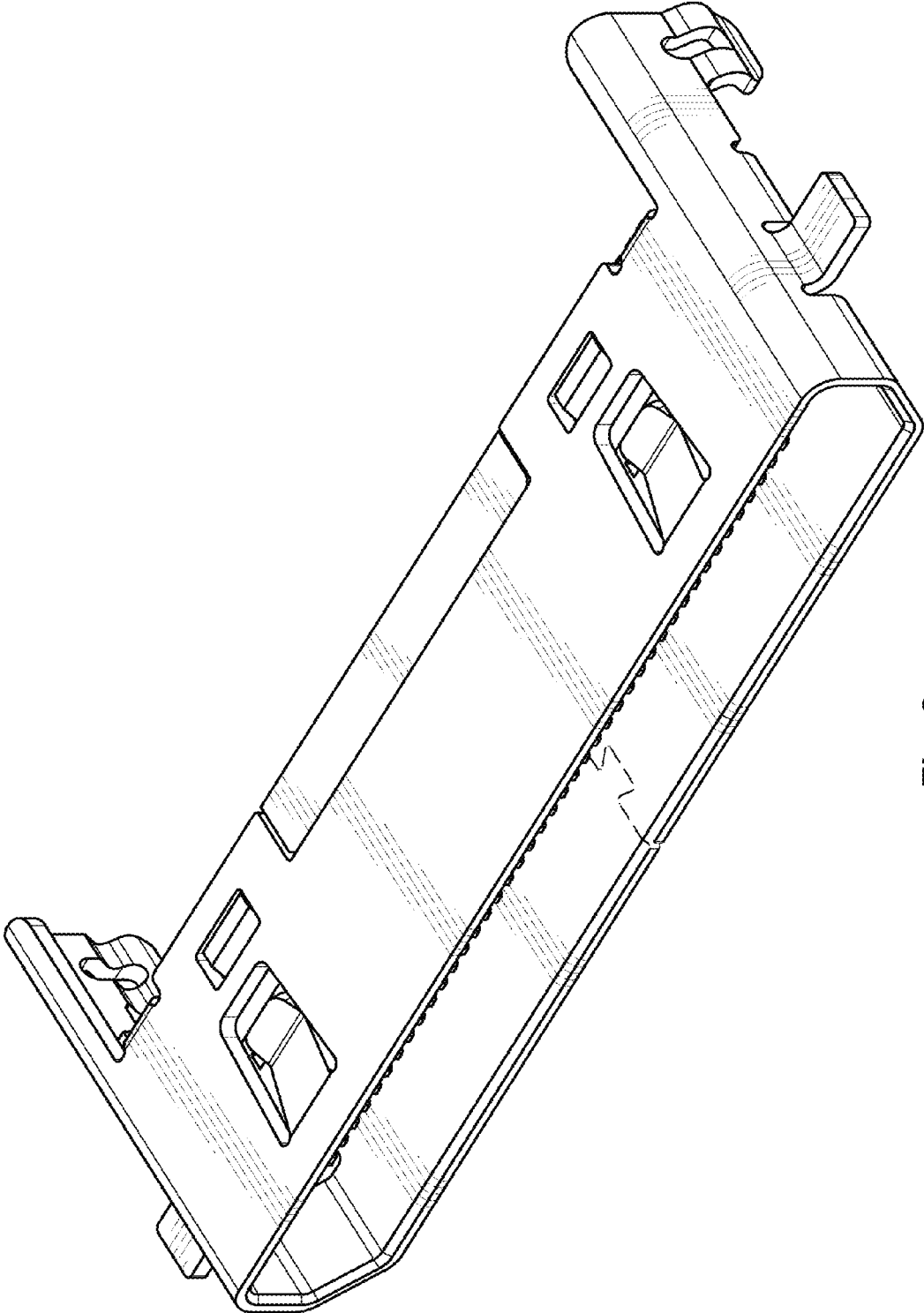


Fig. 2

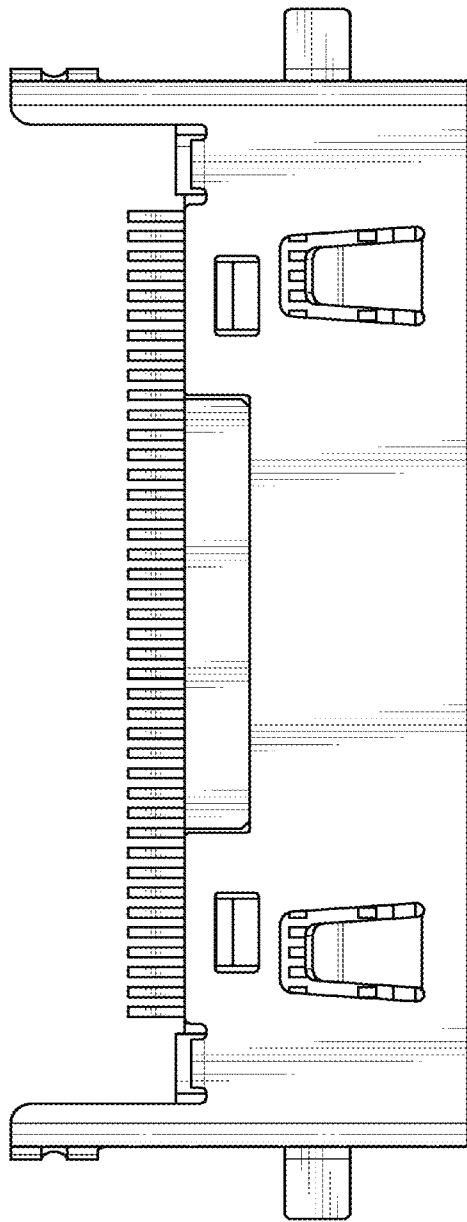


Fig. 3

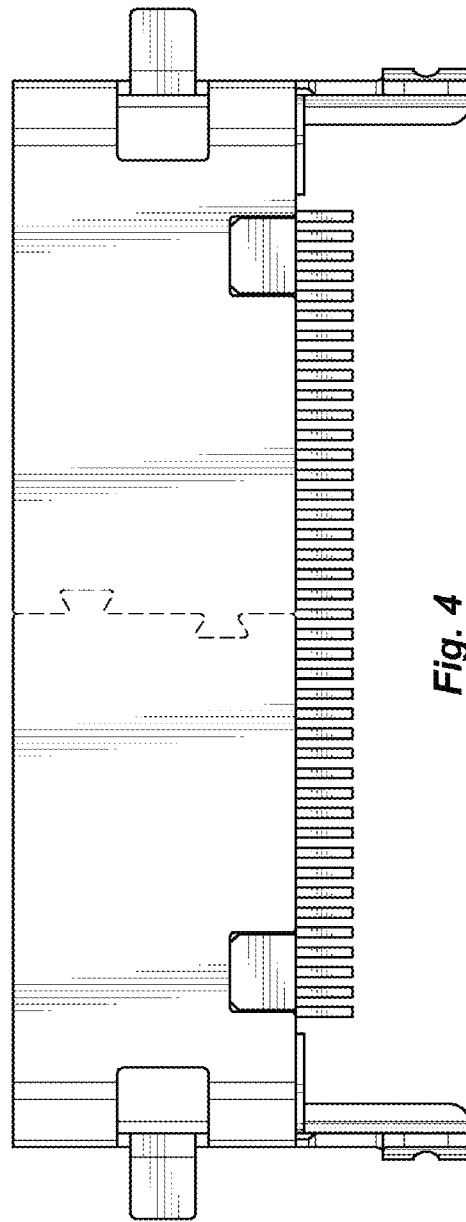


Fig. 4

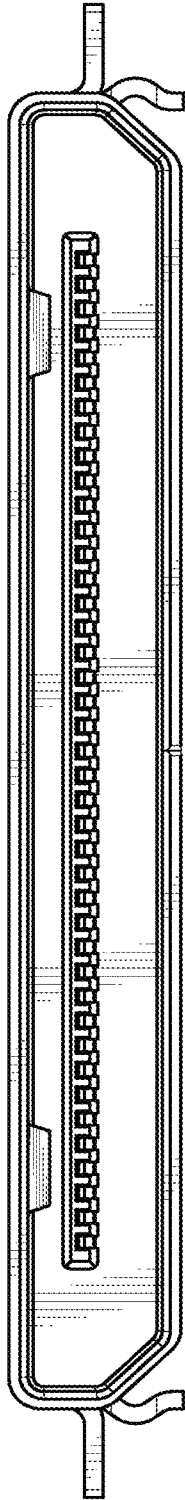


Fig. 5

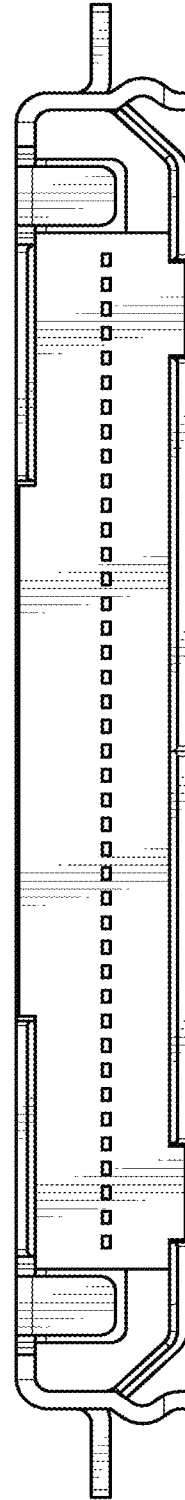


Fig. 6

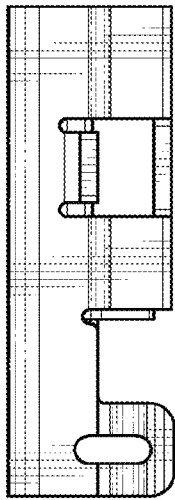


Fig. 7

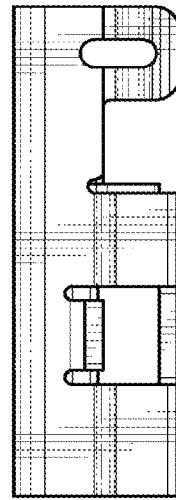


Fig. 8