



US 20170157221A1

(19) **United States**

(12) **Patent Application Publication**
Fallon

(10) **Pub. No.: US 2017/0157221 A1**

(43) **Pub. Date: Jun. 8, 2017**

(54) **METHOD FOR TREATING PERVASIVE DEVELOPMENT DISORDERS**

(71) Applicant: **Curemark, LLC**, Rye, NY (US)

(72) Inventor: **Joan M. Fallon**, Bronxville, NY (US)

(21) Appl. No.: **15/440,942**

(22) Filed: **Feb. 23, 2017**

Related U.S. Application Data

(60) Continuation of application No. 13/313,629, filed on Dec. 7, 2011, now Pat. No. 9,624,525, which is a division of application No. 12/283,090, filed on Sep. 8, 2008, now Pat. No. 8,105,584, which is a continuation of application No. 10/681,018, filed on Oct. 8, 2003, now Pat. No. 8,163,278, which is a continuation of application No. 09/707,395, filed on Nov. 7, 2000, now Pat. No. 6,632,429, which is a continuation-in-part of application No. 09/466,559, filed on Dec. 17, 1999, now Pat. No. 6,534,063.

Publication Classification

(51) **Int. Cl.**

<i>A61K 38/48</i>	(2006.01)
<i>A61K 38/22</i>	(2006.01)
<i>A61K 9/00</i>	(2006.01)
<i>A61B 5/11</i>	(2006.01)
<i>A61K 9/20</i>	(2006.01)
<i>A61B 5/00</i>	(2006.01)
<i>A61B 5/16</i>	(2006.01)
<i>A61K 38/46</i>	(2006.01)
<i>A61K 38/47</i>	(2006.01)

(52) **U.S. Cl.**

CPC .. *A61K 38/4826* (2013.01); *C12Y 304/21001* (2013.01); *C12Y 304/21004* (2013.01); *A61K 38/465* (2013.01); *A61K 38/2235* (2013.01); *A61K 9/0019* (2013.01); *A61K 38/48* (2013.01); *A61K 38/47* (2013.01); *C12Y 302/0102* (2013.01); *A61K 9/20* (2013.01); *A61B 5/4848* (2013.01); *A61B 5/16* (2013.01); *A61B 5/1118* (2013.01)

(57) **ABSTRACT**

A method of utilizing the chymotrypsin level of an individual as a measure of the success of secretin, other neuropeptides, and peptides or digestive enzyme administration to such individuals, and in particular, as a prognosticative of potential secretin, other neuropeptides, peptides, and digestive enzyme administration for persons having ADD, ADHD, Autism and other PDD related disorders. In one aspect, a method for determining the efficacy of secretin, other neuropeptides, peptides, or digestive enzymes for the treatment of an individual diagnosed with a pervasive developmental disorder (PDD) comprises obtaining a sample of feces from an individual, determining a quantitative level of chymotrypsin present in the sample, and correlating the quantitative level of chymotrypsin determined to be present in the sample with the PDD to determine the efficacy of treating the individual with secretin, other neuropeptides, peptides, or digestive enzyme administration. In another aspect, a therapeutic method for treating an individual diagnosed with a PDD pervasive developmental disorder comprises determining the efficacy of secretin, other neuropeptides, peptides, and digestive enzyme administration for the treatment of the individual based on a measure of the individual's chymotrypsin level, and administering secretin, other neuropeptides, peptides, or digestive enzymes to the individual based on the determination of the measure of the individual's chymotrypsin level.

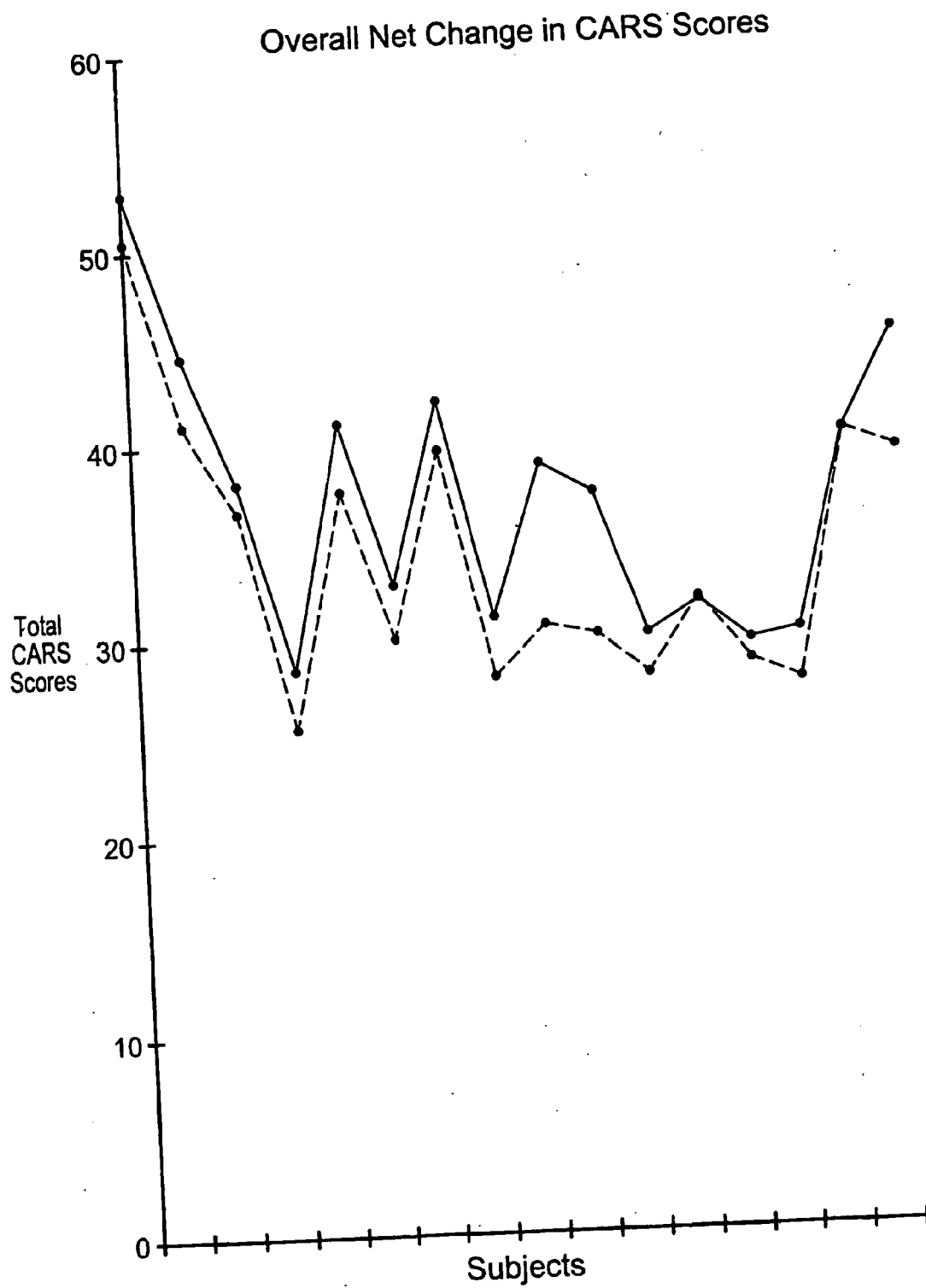


FIG. 1

% Percentage Change Post Secretin

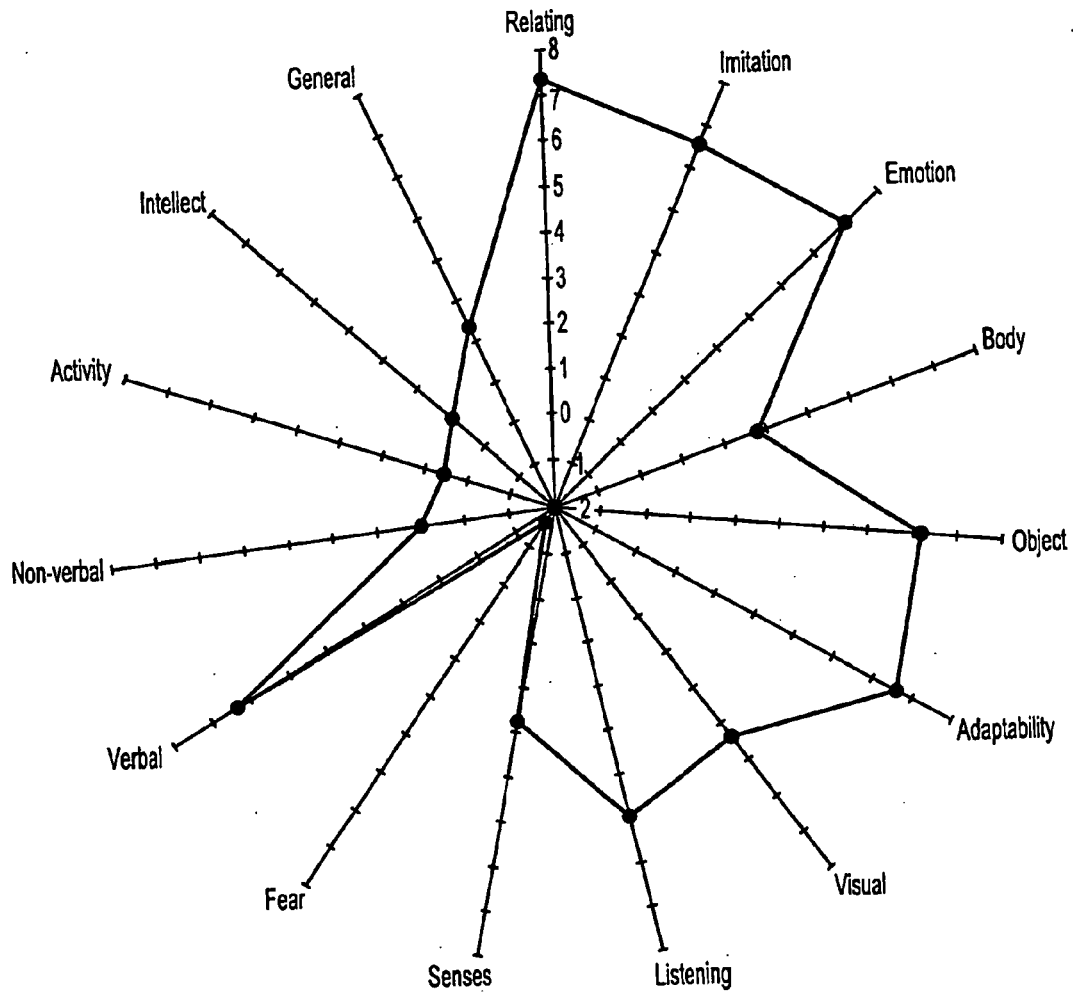
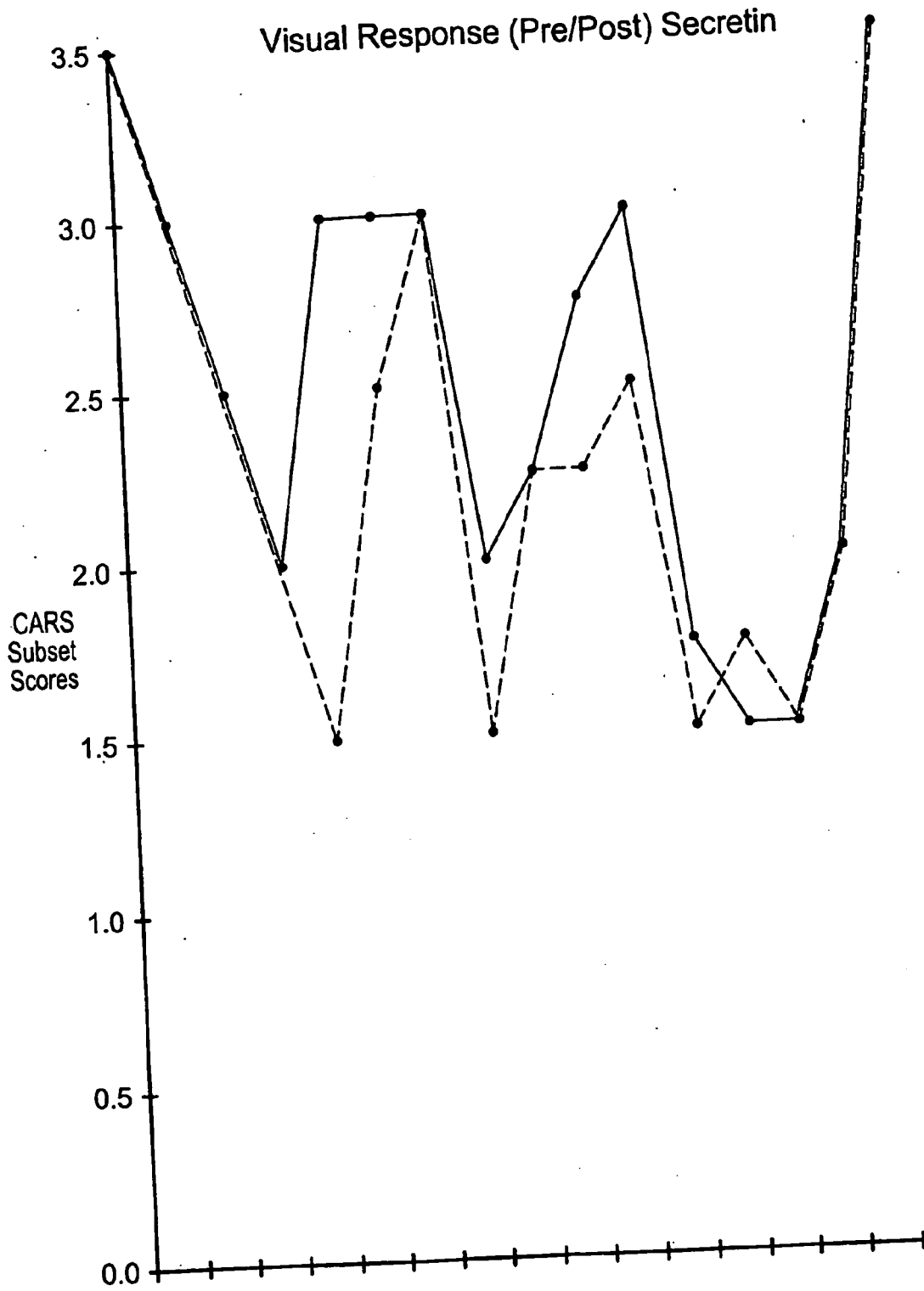
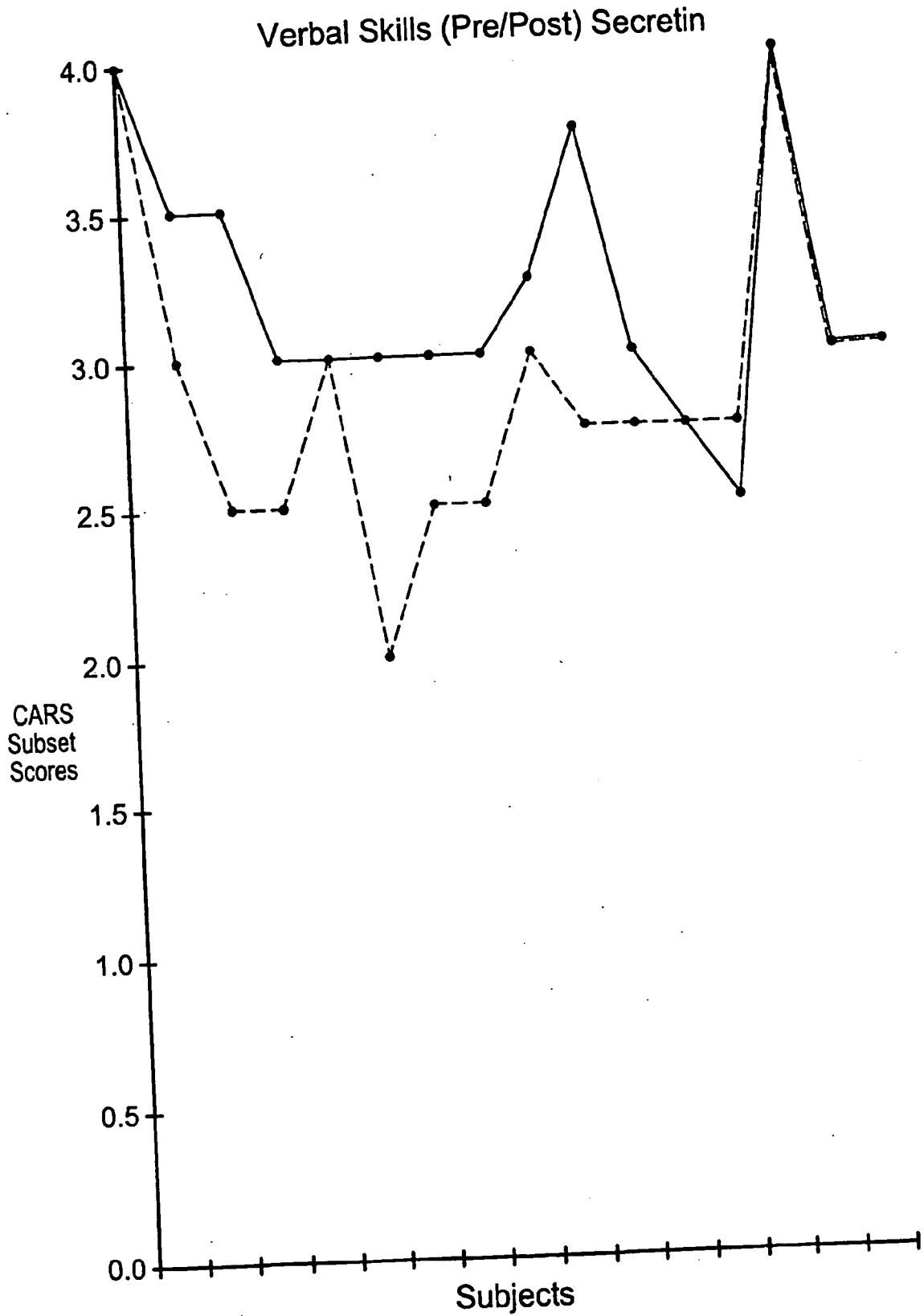


FIG. 2

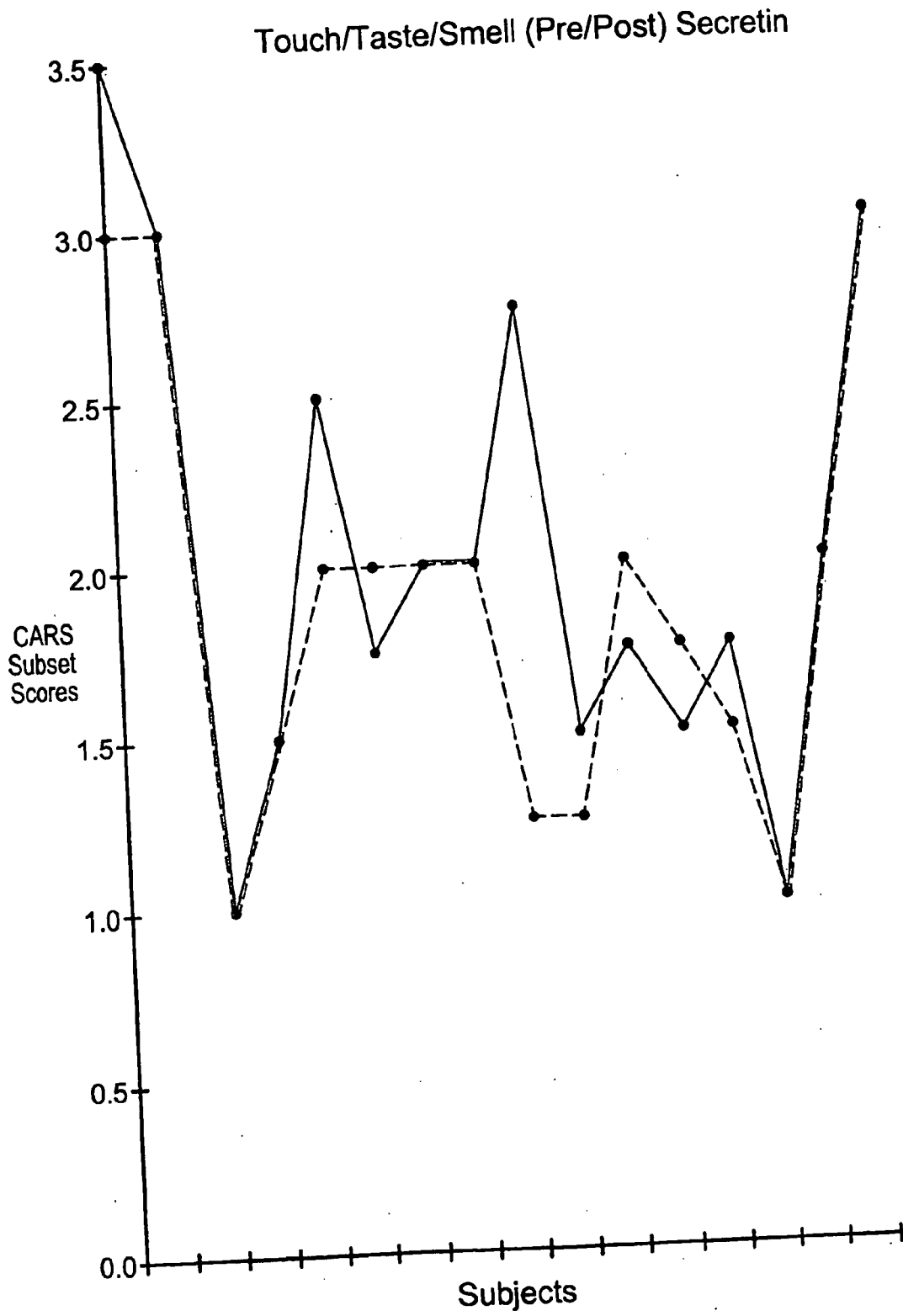


Subjects

FIG. 3



Subjects
FIG. 4



Subjects
FIG. 5

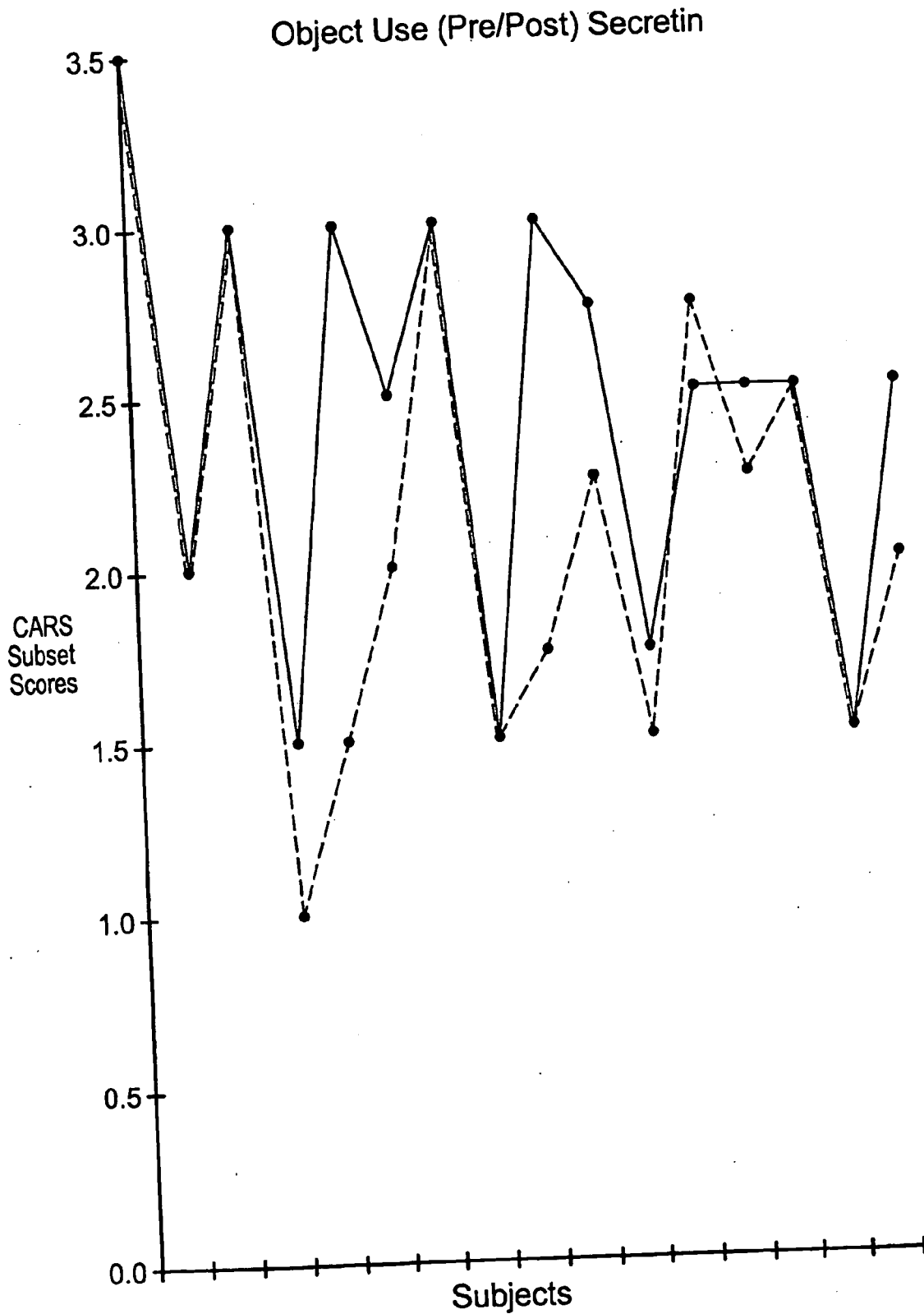


FIG. 6

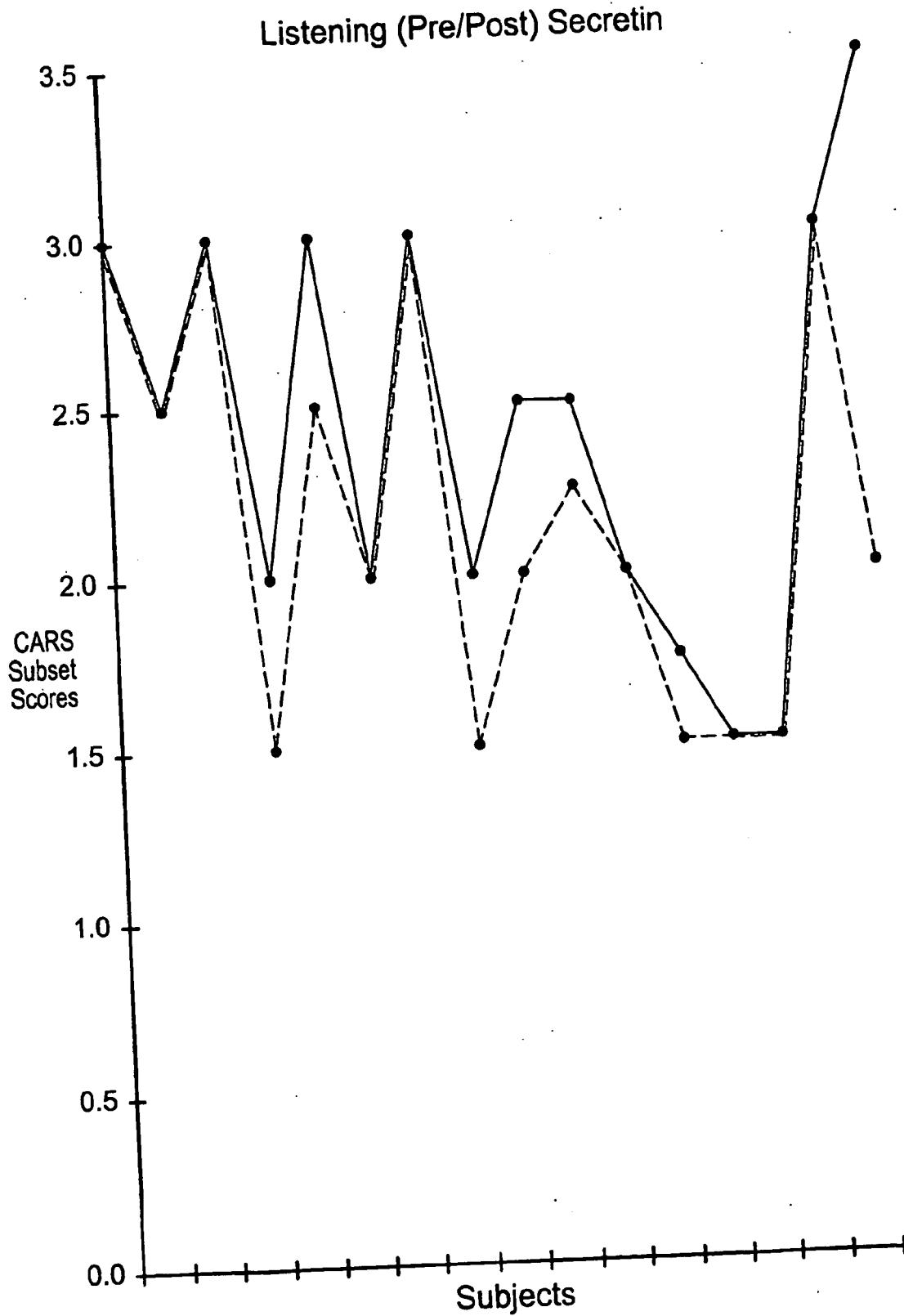
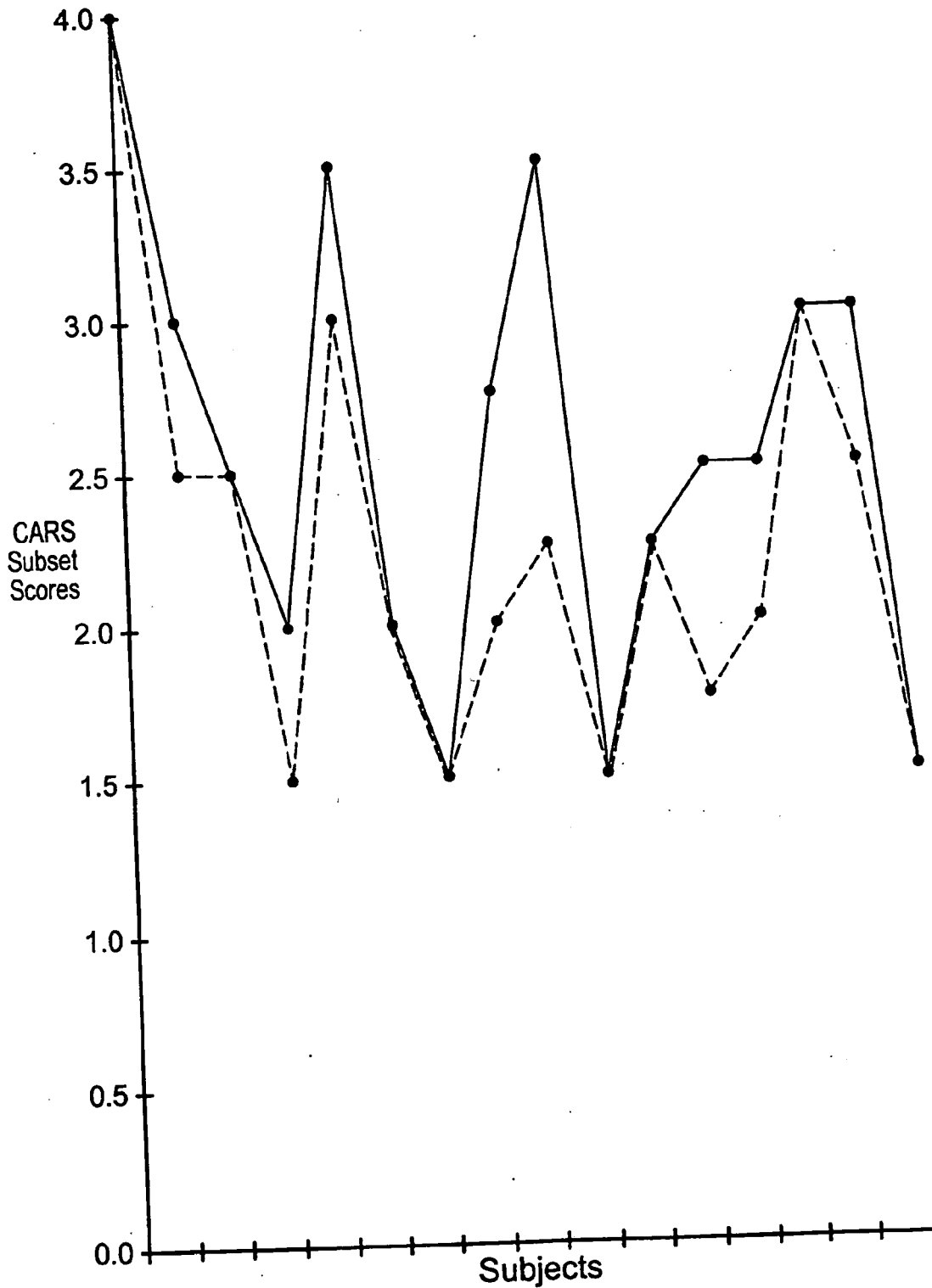


FIG. 7

Imitation (Pre/Post) Secretin



Subjects
FIG. 8

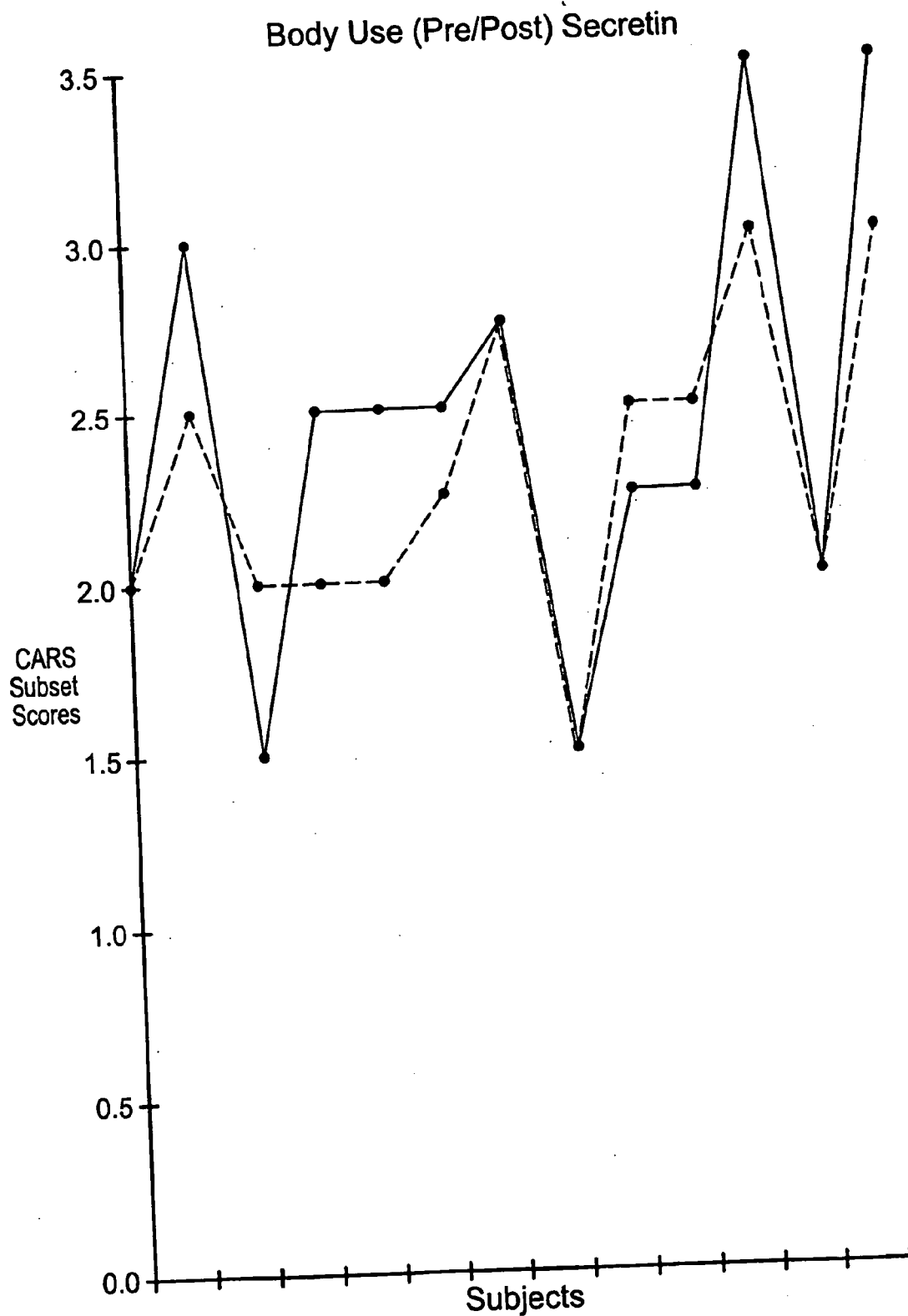


FIG. 9

Adaptation To Change (Pre/Post) Secretin

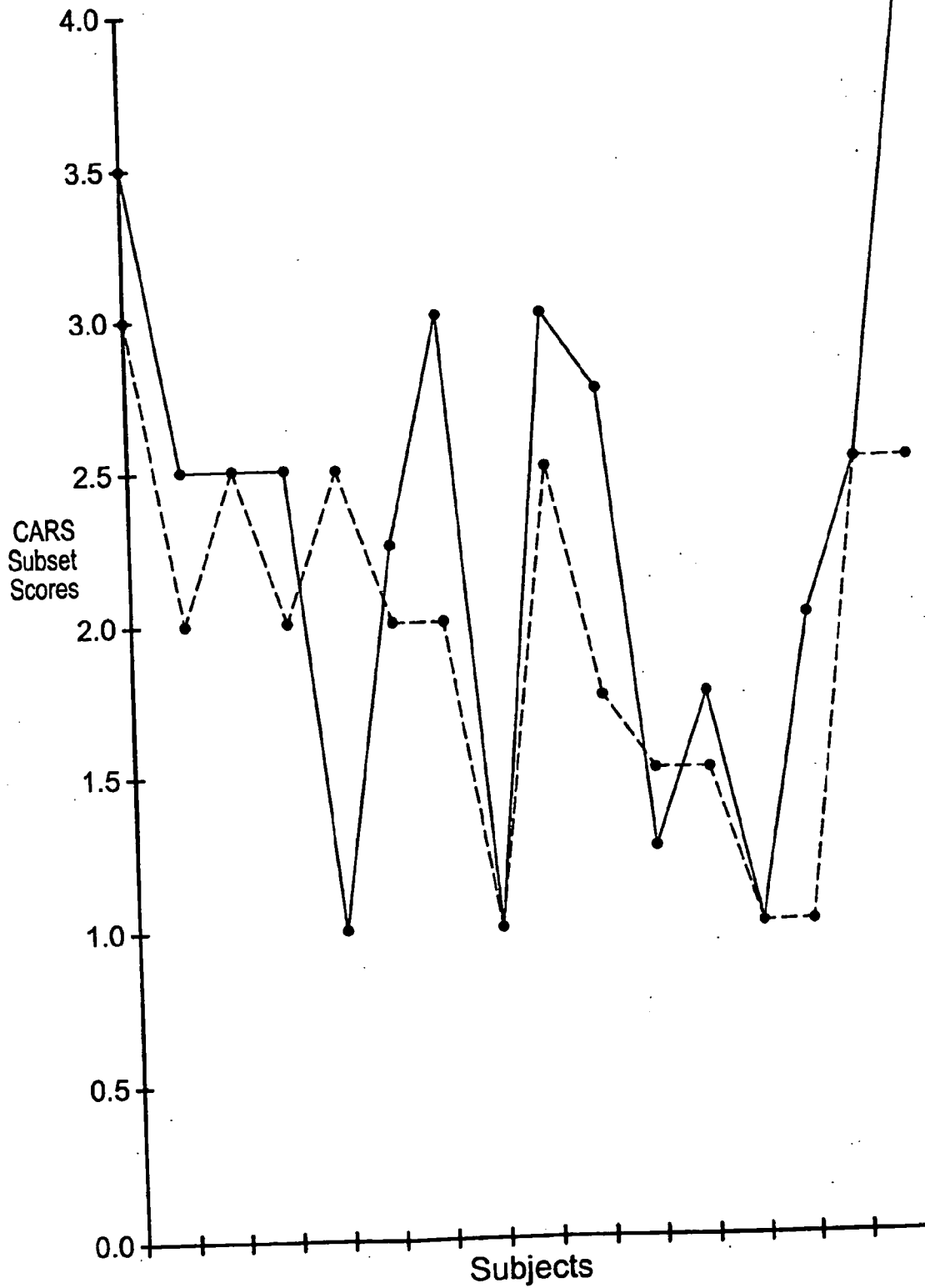
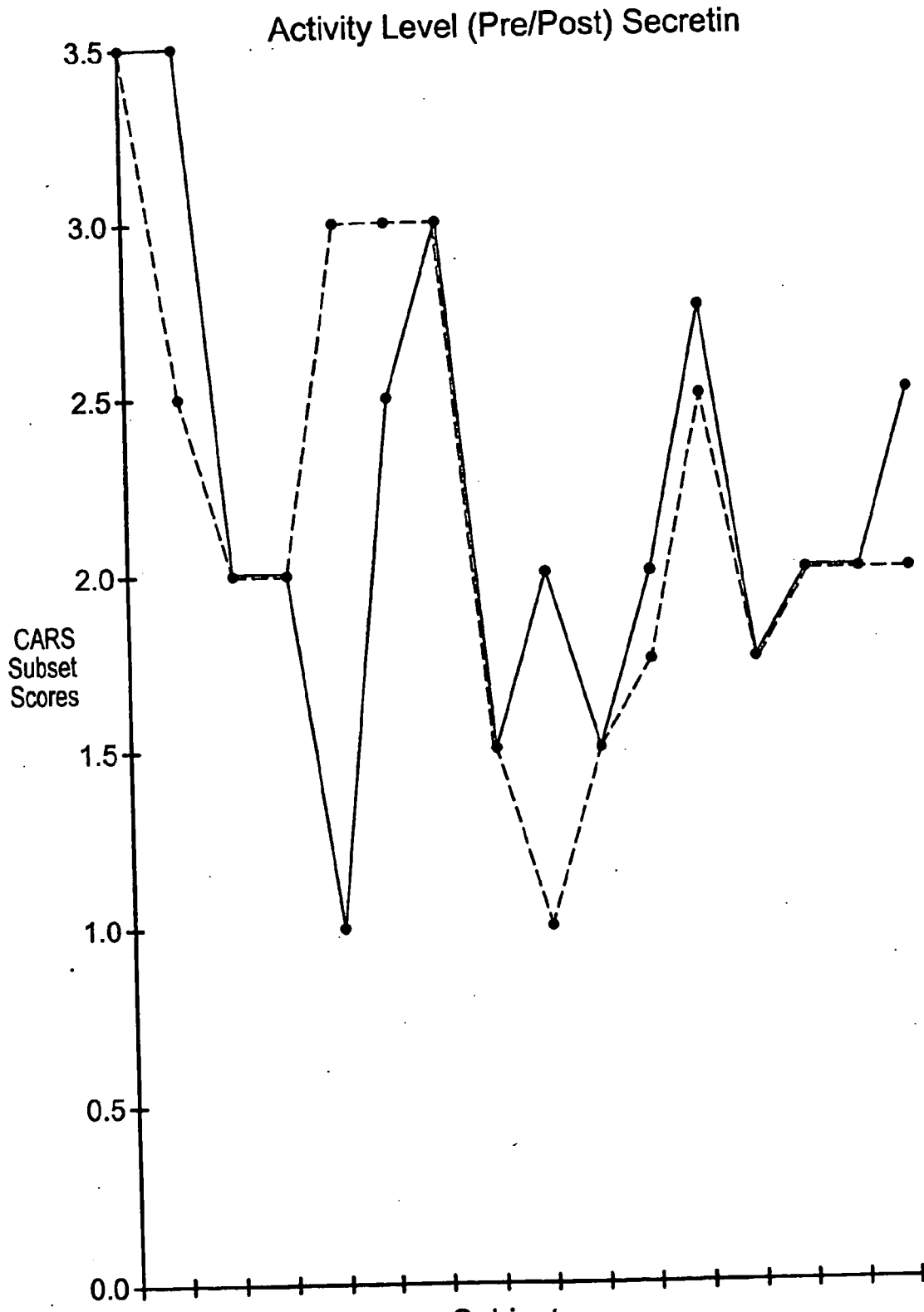
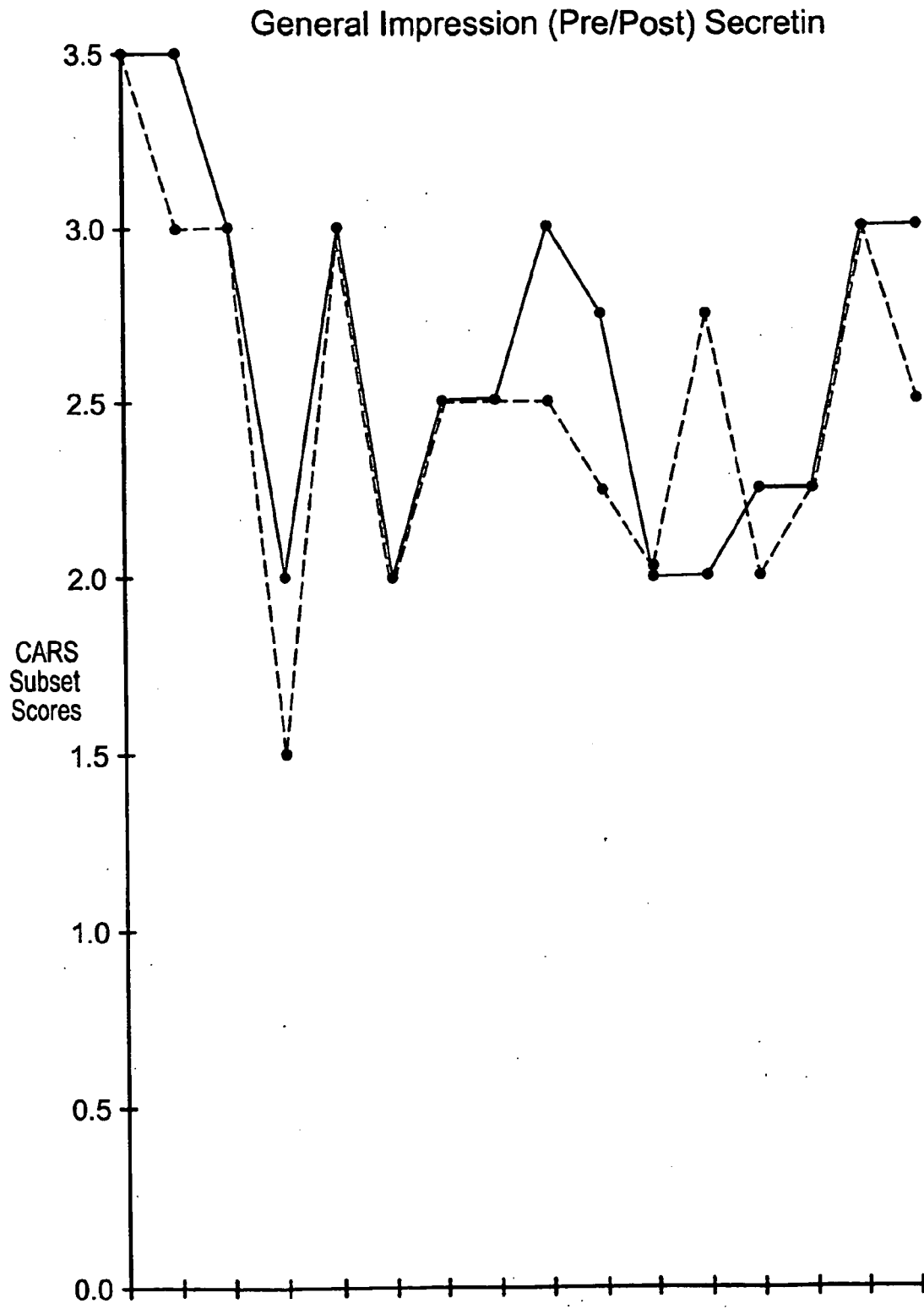


FIG. 10



Subjects
FIG. 11



Subjects
FIG. 12

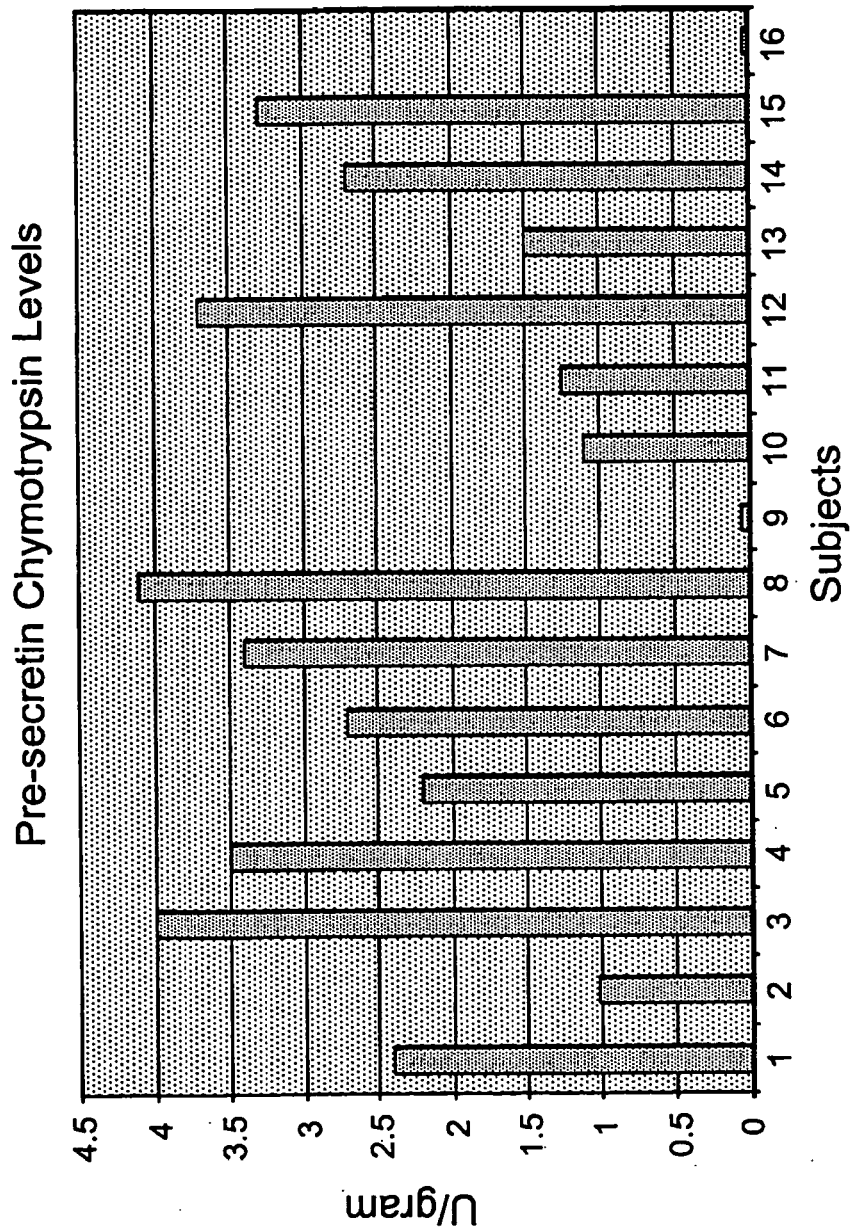


FIG. 13

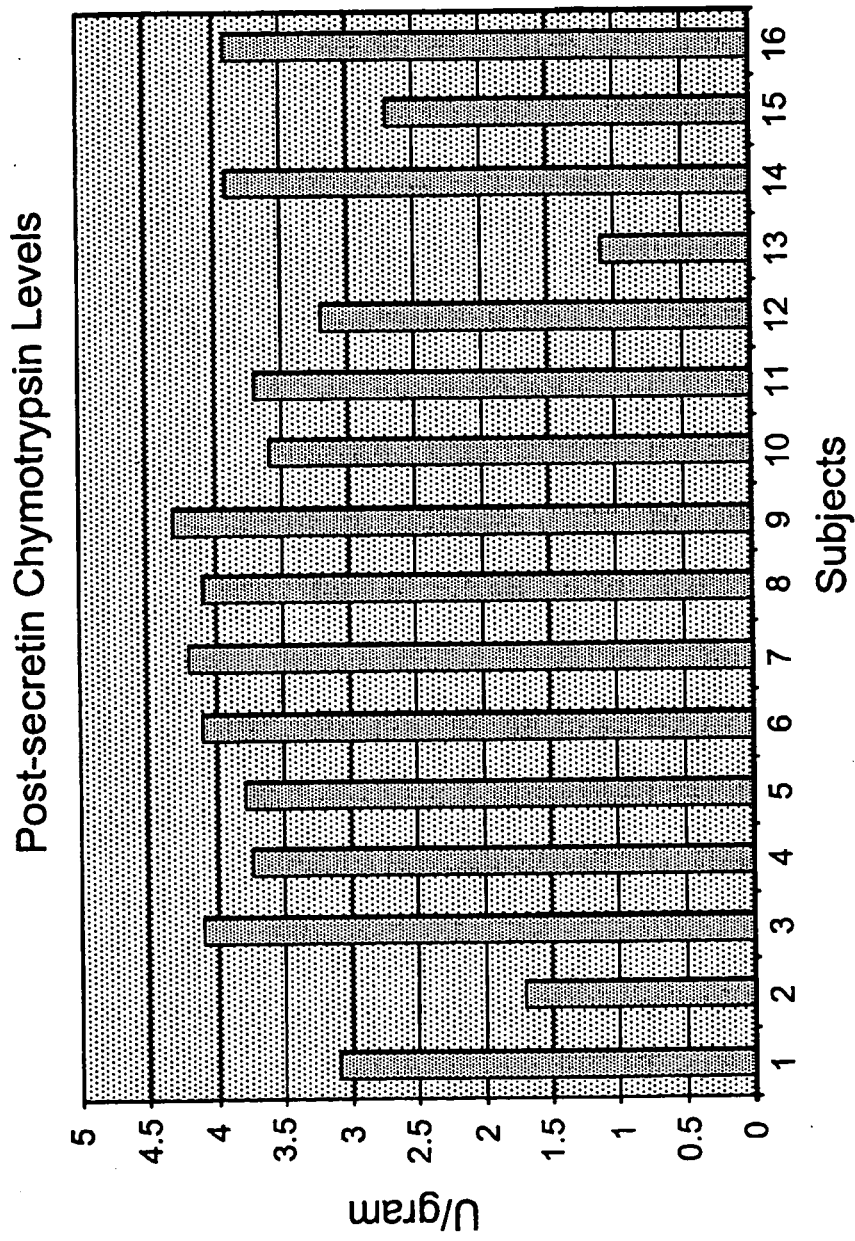
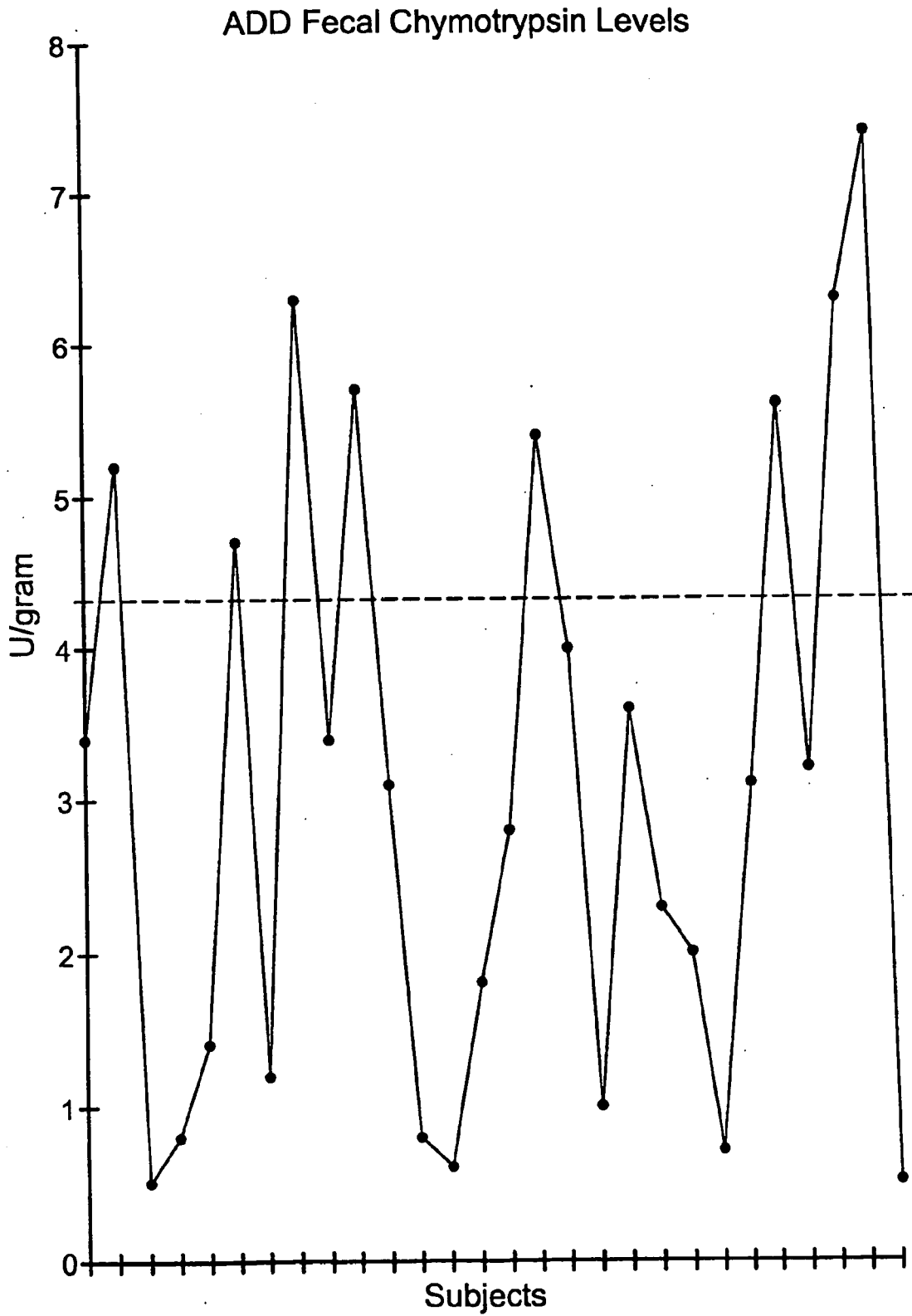
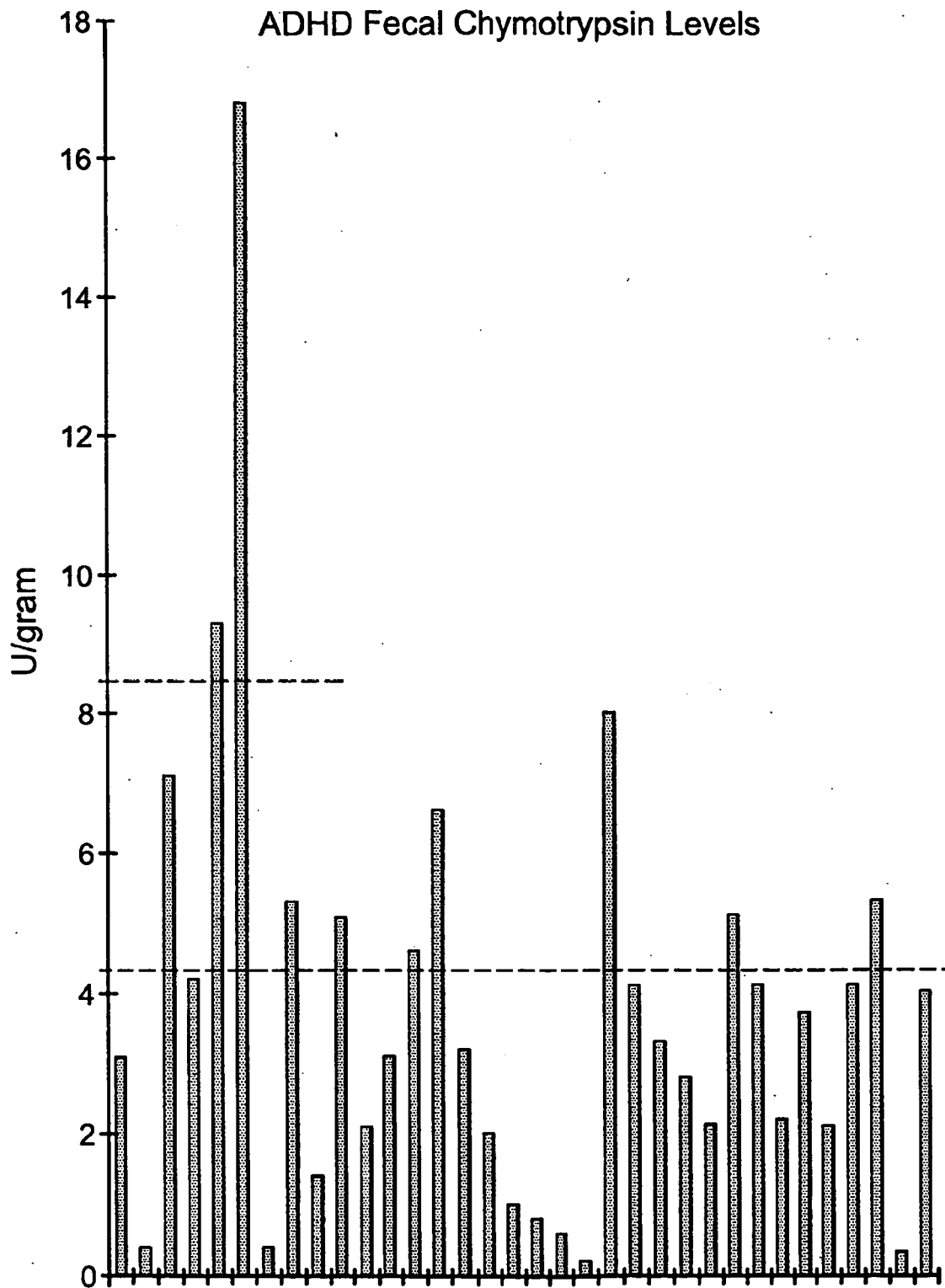


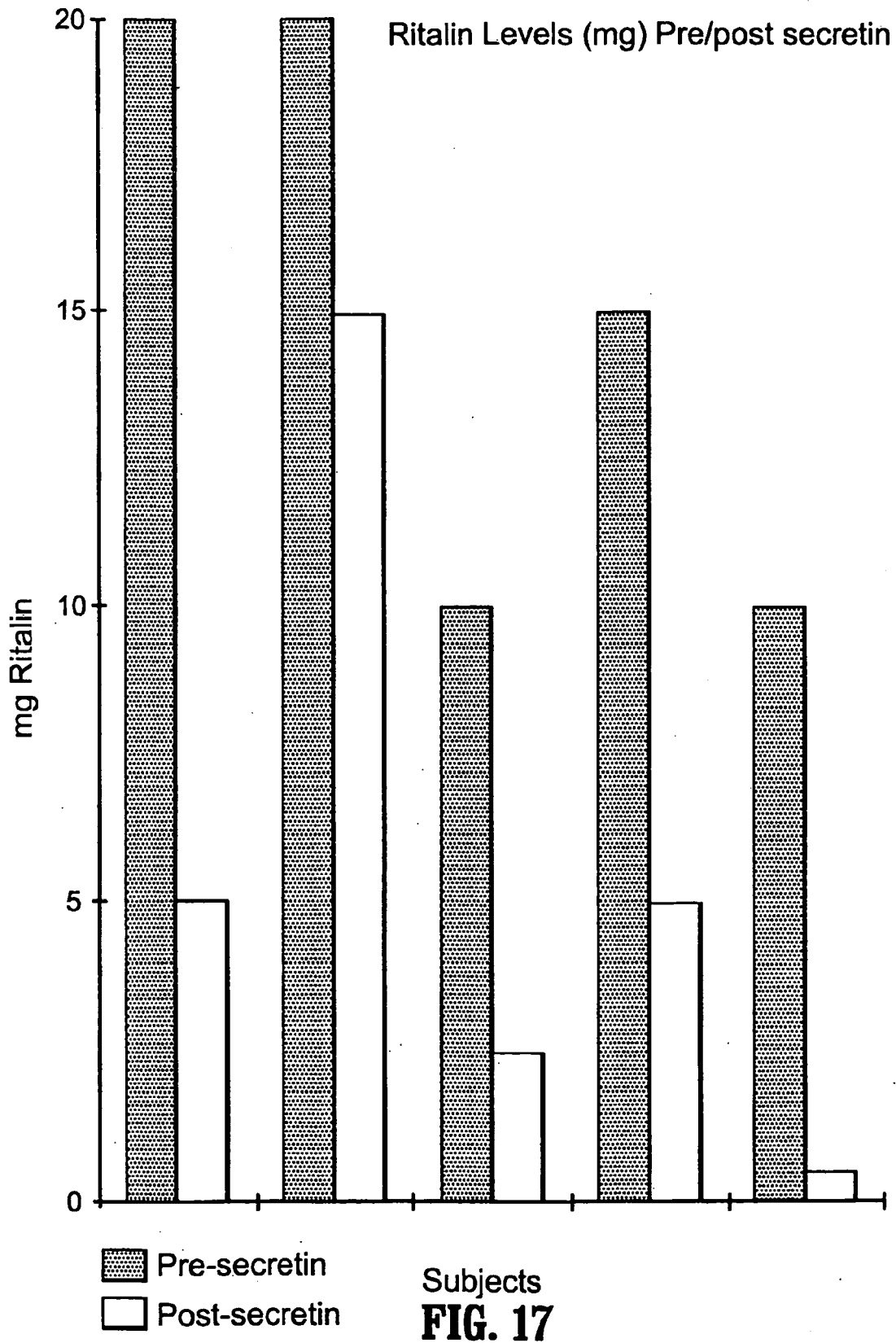
FIG. 14



Subjects
FIG. 15



Subjects
FIG. 16



METHOD FOR TREATING PERVASIVE DEVELOPMENT DISORDERS

CROSS-REFERENCE TO RELATED APPLICATION

[0001] This application is a Continuation of U.S. application Ser. No. 10/681,018, filed Oct. 8, 2003, which is a Continuation of U.S. application Ser. No. 09/707,395, filed on

[0002] Nov. 7, 2000, now U.S. Pat. No. 6,632,429, which is a Continuation-in-part of U.S. application Ser. No. 09/466,559, filed on Dec. 17, 1999, now U.S. Pat. No. 6,534,063, which are incorporated by reference as if set forth in full herein.

BACKGROUND

[0003] 1. Technical Field

[0004] The present invention relates generally to a method for treating individuals diagnosed with a form of PDD (pervasive development disorder) and other disorders such as ADD (attention deficit disorder) and ADHD (attention deficit hyperactivity disorder). More specifically, the present invention is directed to therapeutic method for treating individuals with such disorders by administering secretin, other neuropeptides, peptides, and/or digestive enzymes, as well as a prognosticative method for determining the potential effectiveness of the administration of secretin, other neuropeptides, peptides, and/or digestive enzymes for the treatment of such disorders.

[0005] 2. Description of Related Art

[0006] PDDs are a class of disorders defined by both American and International diagnostic systems (i.e., the Diagnostic and Statistical Manual of Mental Disorders, 4th edition (DSM-IV) and World Health Organization: International Classification of Diseases, Tenth revision (ICD-10)). The spectrum of PDDs includes disorders such as Autism, Aspergers, ADD, and ADHD. PDDs are typically characterized by multiple distortions in the development of basic psychological functions that are involved in the development of social skills and language, such as attention, perception reality testing and motor movement. In addition, many children diagnosed with Autism, for example, suffer from primary diffuse gastrointestinal problems such as protracted diarrhea and constipation. Although PDDs are currently of unknown etiology, many conventional methods, such as dietary alteration, behavioral modification, and medication, have been utilized for treating individuals suffering from PDD related disorders. Unfortunately, PDD related disorders have no known treatment beyond that which is symptomatic, and these conventional methods have proven unsuccessful in allowing such children and adults to become symptom, or disorder free.

[0007] A child which displays signs of developmentally inappropriate inattention, impulsivity and hyperactivity is typically diagnosed as having ADD and/or ADHD. With these disorders, there can be marked disturbances of organization, distractibility, impulsivity, restlessness, and other disturbances of language and/or social behavior. A combination of psychiatric care and medicine is typically used for treating children with ADD and ADHD.

[0008] It was recently discovered that the administration of secretin, a gastrointestinal peptide hormone, to children diagnosed with Autism resulted in ameliorating the symp-

toms associated with Autism. This finding was published in the article by Horvath et al., entitled *Improved Social and Language Skills After Secretin Administration In Patients with Autistic Spectrum Disorders*, Journal of the Association for Academic Minority Physician Vol. 9 No. 1, pp. 9-15, January, 1998. The secretin administration, as described in Horvath, was performed as a diagnostic procedure, i.e., to stimulate pancreatocobiliary secretion during an upper gastrointestinal endoscopy, rather than as a therapeutic procedure. Although the specific mechanism by which the secretin improved the autistic-related symptoms was not specifically identified, Horvath postulated that secretin may have had a direct or indirect effect on the central nervous system. What is important, however, is that this was the first time that gastrointestinal problems of autistic children were linked to a possible etiology in Autism.

[0009] Accordingly, in view of such findings, a method for determining whether an individual suffering from a disorder in the PDD spectrum will benefit from the administration of secretin, other neuropeptides, peptides and/or digestive enzymes, as well as a therapeutic method for treating such individuals with the administration of secretin, other neuropeptides, peptides and/or digestive enzymes, are highly desired.

SUMMARY OF THE INVENTION

[0010] The present invention is directed to a method of analyzing the chymotrypsin level of an individual to determine the potential benefit of the administration of secretin, other neuropeptides, peptides and/or digestive enzyme administration to such individual, and in particular, as a prognosticative of potential secretin, other neuropeptides, peptides, and/or digestive enzyme administration for individuals diagnosed as having ADD, ADHD, Autism and other PDD related disorders.

[0011] In one aspect, a method for determining the efficacy of secretin, other neuropeptides, peptides, or digestive enzymes for the treatment of an individual diagnosed with a pervasive developmental disorder (PDD) comprises obtaining a sample of feces from an individual, determining a quantitative level of chymotrypsin present in the sample, and correlating the quantitative level of chymotrypsin determined to be present in the sample with the PDD to determine the efficacy of treating the individual with secretin, other neuropeptides, peptides, or digestive enzyme administration.

[0012] In another aspect, a therapeutic method for treating an individual diagnosed with a PDD pervasive developmental disorder comprises determining the efficacy of the administration of secretin, other neuropeptides, peptides, and digestive enzyme for the treatment of the individual based on a measure of the individual's chymotrypsin level, and administering secretin, other neuropeptides, peptides, or digestive enzymes to the individual based on the determination of the measure of the individual's chymotrypsin level.

[0013] The present invention involves determining the presence of abnormal protein digestion of individuals, especially children, by measuring the chymotrypsin levels so as to determine if the individual is likely to benefit from the administration of secretin, digestive enzymes, peptides and/or neuropeptides. Although there have been methods to test fecal samples for indications of cystic fibrosis and pancreatic diseases in infants, none of the known methods have tested

fecal samples in determining the benefits of administering secretin, other neuropeptides, peptides and/or digestive enzymes to individuals suffering from a PDD. Indeed, insofar as an individual's fecal chymotrypsin level is a broad measure of protein and fat digestion, such levels can be applied to all those who may benefit from improvements in this mode of digestion. Furthermore, as low measures of fecal chymotrypsin expresses an abnormality of protein digestion, it is postulated that an improvement of protein digestion to promote normal growth and development of an individual suffering from a PDD by the administration of secretin, other neuropeptides, peptides and/or digestive enzymes, can ameliorate the symptomatology of PDDs.

[0014] Accordingly, in another aspect of the present invention, a therapeutic method is provided for treating an individual diagnosed with a PDD including but not limited to Autism, Aspergers, ADD and ADHD, comprising the steps of:

[0015] determining the effectiveness of secretin administration for the treatment of the individual based on a measure of the individual's chymotrypsin level; and

[0016] administering secretin therapy to the individual based on the determination of the measure of the individual's chymotrypsin level.

[0017] In yet another aspect, the therapeutic method involves administering a fecal chymotrypsin test to measure an individual's fecal chymotrypsin level. Preferably, an enzymatic spectrophotometry method is used for measuring the fecal chymotrypsin level of the individual. Upon determining that an individual has an abnormal level of chymotrypsin, the individual is preferably administered 1 U/kg of body weight of porcine or human secretin by means of an intravenous push method. This method can be described as the administration of an IV push of saline solution and secretin to equal 1 U/kg of body weight. The individual then receives 1 unit test dose (absolute). A period of one minute is allowed to pass to determine if the individual has any allergic reactions to the secretin. After one minute has elapsed, if no urticarial reaction or any other allergic reaction has occurred, the remainder of the dose is administered. Subsequent fecal chymotrypsin samples are then gathered at one week intervals post administration to determine any changes in the chymotrypsin levels.

[0018] These and other aspects, features and advantages of the present invention will be described and become apparent from the following detailed description of preferred embodiments, which is to be read in connection with the accompanying drawings.

BRIEF DESCRIPTION OF THE DRAWINGS

[0019] FIG. 1 illustrates the overall net change in results of a CARS test (Childhood Autism Rating Scale) depicting behavior of 16 autistic children pre-secretin and post-secretin administration, where the solid lines indicate pre-secretin scores and the dotted lines indicate post-secretin scores;

[0020] FIG. 2 illustrates percentage change from pre-secretin to post-secretin administration in the average scores of the respective components of the CARS test of FIG. 1;

[0021] FIG. 3 illustrates the change in CARS scores for the sub-class Visual response from pre-secretin administration to three weeks post-secretin administration, where the solid lines indicate pre-secretin scores and the dotted lines indicate post-secretin scores;

[0022] FIG. 4 illustrates the change in CARS scores for the sub-class Verbal Skills from pre-secretin administration to three weeks post-secretin administration, where the solid lines indicate pre-secretin scores and the dotted lines indicate post-secretin scores;

[0023] FIG. 5 illustrates the change in CARS scores for the sub-class Touch/Taste/Smell from pre-secretin administration to three weeks post-secretin administration, where the solid lines indicate pre-secretin scores and the dotted lines indicate post-secretin scores;

[0024] FIG. 6 illustrates the change in CARS scores for the sub-class Object Use from pre-secretin administration to three weeks post-secretin administration, where the solid lines indicate pre-secretin scores and the dotted lines indicate post-secretin scores;

[0025] FIG. 7 illustrates the change in CARS scores for the sub-class Listening from pre-secretin administration to three weeks post-secretin administration, where the solid lines indicate pre-secretin scores and the dotted lines indicate post-secretin scores;

[0026] FIG. 8 illustrates the change in CARS scores for the sub-class Imitation from pre-secretin administration to three weeks post-secretin administration, where the solid lines indicate pre-secretin scores and the dotted lines indicate post-secretin scores;

[0027] FIG. 9 illustrates the change in CARS scores for the sub-class Body Use from pre-secretin administration to three weeks post-secretin administration, where the solid lines indicate pre-secretin scores and the dotted lines indicate post-secretin scores;

[0028] FIG. 10 illustrates the change in CARS scores for the sub-class Adaptation to Change from pre-secretin administration to three weeks post-secretin administration, where the solid lines indicate pre-secretin scores and the dotted lines indicate post-secretin scores;

[0029] FIG. 11 illustrates the change in CARS scores for the sub-class Activity Level from pre-secretin administration to three weeks post-secretin administration, where the solid lines indicate pre-secretin scores and the dotted lines indicate post-secretin scores;

[0030] FIG. 12 illustrates the change in CARS scores for the sub-class General Impression from pre-secretin administration to three weeks post-secretin administration, where the solid lines indicate pre-secretin scores and the dotted lines indicate post-secretin scores;

[0031] FIG. 13 illustrates the measured fecal chymotrypsin levels of 16 autistic children pre-secretin administration;

[0032] FIG. 14 illustrates the measured fecal chymotrypsin levels of the 16 autistic children approximately one week post-secretin administration;

[0033] FIG. 15 illustrates the measured fecal chymotrypsin levels of 28 ADD children;

[0034] FIG. 16 illustrates the measured fecal chymotrypsin levels of 34 ADHD children; and

[0035] FIG. 17 illustrates Ritalin levels administered before and after secretin administration in five of the ADHD children in FIG. 16, where the shaded bars indicate pre-secretin Ritalin levels and the non-shaded bars indicate post-secretin Ritalin levels.

DETAILED DESCRIPTION OF PREFERRED
EMBODIMENTS

[0036] The present invention is directed to a method of analyzing chymotrypsin levels in persons, especially children, as a measure of the success of administering secretin, other neuropeptides, peptides and/or digestive enzymes for the therapeutic treatment of ADD, ADHD, Autism, Aspergers and other PDD related disorders. The use of secretin for the treatment of Autism is presently in the investigational stages. When the positive affects of the neuropeptide secretin on childhood autism were first discovered and published, research was conducted by the present inventor to formulate a process that would enable one to definitively determine if individuals, especially children, having a PDD could be tested prior to the administration of secretin for its possible efficacy for treating PDD. Tests were performed to measure the fecal chymotrypsin levels (referred to herein as Fecal Chymotrypsin Test) in children who span the entire PDD spectrum and whose symptomatology place them in this DSM IV category. As demonstrated below, such tests revealed that a majority of the children diagnosed with autism, ADD and ADHD, for example, had abnormal chymotrypsin levels. It is believed that such abnormal levels of chymotrypsin have not heretofore been identified in the PDD population of children and adults.

[0037] It is postulated that the abnormal levels of chymotrypsin are due to the inability of the pancreas to release bicarbonate ions, due to the lack of secretin mechanization in the small intestines. The small intestine has a pH in the range of 1.0-1.5 when the bolus of food enters the small intestines. Normally, plasma concentrations of secretin increase when the duodenal pH is below 4.5, and typically doubles during the postprandial period. The s cells in the proximal portion of the small intestines release secretin in response to this low pH. The secretin is then released into the bloodstream and ultimately reaches the pancreas. In response, the pancreas releases bicarbonate ions, water and electrolytes into the small intestines thus neutralizing the pH by bringing it from a 1.0-1.5 to approximately 6.5.

[0038] Following this, the pancreas secretes the enzyme trypsin in an inactive form trypsinogen. The trypsinogen is converted to trypsin in the small intestines. In an environment where the pH is 6.5 or greater, the trypsin catalyzes the formation of chymotrypsinogen to chymotrypsin. These enzymes are essential for the digestion of protein. In the absence of protein digestion, the amino acids necessary for the growth and development of individuals are absent. Therefore, based on tests performed by the present inventor, it is postulated that the increase of protein digestion of an individual suffering from PDD can lead to the improvement of such disorders. Accordingly, since secretin is responsible for aiding in the protein digestion process, it has been determined that the presence of abnormal protein digestion in individuals, especially children, is indicative of which individuals are likely to benefit from the administration of secretin.

[0039] Indeed, in accordance with the present invention, experimental results have shown that the potential benefit of administering secretin, other neuropeptides, peptides and/or digestive enzymes to individuals diagnosed with developmental disorders falling within the entire spectrum of PDD may be predetermined by analyzing the measured fecal chymotrypsin levels of such individuals. More specifically, as illustrated below, it has been determined that sub-normal

to abnormal levels of fecal chymotrypsin in children/adults with PDD symptoms will benefit from the administration of secretin, other neuropeptides, peptides and/or digestive enzymes. In addition, experimental tests by the present inventor have revealed that the administration of secretin, other neuropeptides, peptides and/or digestive enzymes to others beyond those of who are autistic, especially those diagnosed with ADD and ADHD will benefit from the administration of secretin, other neuropeptides, peptides and/or digestive enzymes.

[0040] The following experiments describe exemplary diagnosis and treatment procedures in accordance with the invention. It is to be understood that these experiments and corresponding results are set forth by way of illustration only, and nothing therein shall be construed as a limitation on the overall scope of the invention.

I. Experiment 1

[0041] In this experiment, 16 children diagnosed as having autism were administered the following Fecal Chymotrypsin Test in accordance with an embodiment of the invention. First, approximately 2 grams of stool were collected from each child and placed in a sterile container (although it is to be understood that any quantity of stool may be collected, as 2 grams of stool is not a required amount). Each stool sample was then analyzed using, e.g., an enzymatic photospectrometry analysis as is known by those skilled in the art, to determine the level of fecal chymotrypsin in the stool. Although the enzymatic photospectrophotometry process is preferred, any suitable conventional method may be used for measuring the fecal chymotrypsin levels. The measured chymotrypsin levels of the 16 autistic children are illustrated in FIG. 13.

[0042] After determining the chymotrypsin levels of the stools, each of these levels were compared with threshold chymotrypsin levels to determine if the child was likely to benefit from secretin administration. By way of example, with the fecal chymotrypsin tests of the stool samples being performed at 30° C., normal levels of chymotrypsin are deemed to lie above 8.4 U/gram, whereas pathologically abnormal levels are deemed to lie below 4.2 U/gram. In addition, chymotrypsin levels between 8.4 U/gram and 4.2 U/gram are considered equivocal, and further testing of the individual's fecal chymotrypsin levels over a period of time should be performed. It is to be noted that as shown in FIG. 13, all of the 16 autistic children that were tested had abnormal levels of fecal chymotrypsin pre-secretin administration.

[0043] Another stool sample was then collected from each child two days after the first test and analyzed to determine the chymotrypsin levels. This second test is preferably performed to obtain additional chymotrypsin measurements to make a more accurate determination. Those children having abnormal levels of chymotrypsin in their stools are considered candidates for secretin administration. Other factors that may be considered in determining which children are potential candidates for secretin administration aside from the fecal chymotrypsin levels include a previously diagnosed history of autism, a history of gastrointestinal (GI) dysfunction, including any history of protracted diarrhea or constipation lasting for a weeks or months, as well as a self-limiting diet consisting primarily of carbohydrates.

[0044] Upon determining that a given child was likely to benefit from secretin administration based on the results of the fecal chymotrypsin test, the child was administered a CARS (Childhood Autism Rating Scale) test prior to being scheduled for secretin infusion.

[0045] For each of the 16 autistic children tested, a preferred secretin infusion process according to the present invention was performed involving the administering of 1 U/kg of body weight of Secretin-Ferring for a period of nine months at intervals of approximately 6 weeks. In addition, another CARS test was administered to each of the 16 autistic children 3 weeks post secretin administration to determine if their autism had changed post infusion.

[0046] A preferred secretin infusion process includes the initial step of prepping an arm of the candidate child with an IV injection of saline. A test dose of 1U of Secretin-Ferring is then administered to the child. Approximately one minute after infusion, the child is examined for signs of allergic reaction including rash, increased heart rate, and increase of blood pressure. If the child does not display any signs of allergic reaction, the remaining units of Secretin-Ferring is administered to the child in the manner of an IV push, which is then followed by a saline flush. Subsequently, each child receives a 1 U/kg of body weight infusion of Secretin-Ferring approximately every 6 weeks for 9 months. It is to be understood that any commercially available form of secretin may be used.

Results of Experiment 1

[0047] The results of Experiment 1 are illustrated in FIGS. 1-14. For instance, approximately one week after the first secretin infusion, the fecal chymotrypsin level of each of the 16 autistic children was measured again. The results of this test are illustrated in FIG. 14. As shown, the chymotrypsin level of each of the 16 autistic children test increased post-secretin administration (as compared with the levels shown in FIG. 13).

[0048] In addition, FIG. 1 illustrates the pre-secretin CARS test results (solid line) and the post-secretin CARS test results (dotted line) for each of the 16 autistic children tested approximately 3 weeks after the first secretin administration. Most notably, FIG. 1 illustrates an overall decrease in the CARS scores indicating improvements in the PDD/autistic symptoms of the children. In particular, FIG. 2 illustrates respective percentage decreases in components of CARS scores, wherein the numbers represent percentage change in the average of the scores in each component of the CARS test post-secretin administration. In particular, FIGS. 3-12 illustrate the improved scores of each of the 16 autistic children for the individual components of the CARS scores. As shown, the component scores demonstrated improvement except for the fear component which increased 3 weeks post infusion.

II. Experiment 2

[0049] In this experiment, 37 autistic children with abnormal fecal chymotrypsin levels were administered secretin over the course of 6 months using the secretin infusion process described above. Their fecal chymotrypsin (FC) levels were measured weekly using the fecal chymotrypsin test described above.

Results of Experiment 2

[0050] Out of the 37 autistic children tested, the fecal chymotrypsin levels of 34 children had returned to normal after 6 months, the fecal chymotrypsin levels of 2 children moved to equivocal, and the fecal chymotrypsin level of 1 child remained abnormal. These results of this experiment are listed in the following Table 1.

TABLE 1

Autistic Children Tested	Pre-Secretin Administration	6 Months Post-Secretin Administration
# Autistic Children w/ Abnormal FC levels	37	1
# Autistic Children w/ Equivocal FC levels	0	2
# Autistic Children w/ normal FC levels	0	34

III. Experiment 3

[0051] In this experiment, the fecal chymotrypsin levels of 28 children diagnosed with ADD were obtained using the fecal chymotrypsin test described above in Experiment 1. FIG. 15 illustrates the measured fecal chymotrypsin levels of these 28 children. It is to be noted that, as shown in FIG. 15, all of the 28 ADD children were found to have sub-normal fecal chymotrypsin levels since all of the values fell below 8.4 U/g. More specifically, 8 out of 28 children were determined to have an equivocal fecal chymotrypsin level and 20 out of the 28 children were determined to have a pathologic level of fecal chymotrypsin. As noted above, a chymotrypsin level of 8.4 U/g is considered a reference value for normal levels of chymotrypsin.

[0052] Of these 28 children who were diagnosed with ADD and abnormal fecal chymotrypsin levels, 10 were administered digestive enzymes comprising amylase, proteases, lipases, sucrase, maltase, and other digestive enzymes. These digestive enzymes were administered one tablet at each mealtime (i.e., three times a day), adjusted for the age and weight of the child. More specifically, for the ADD children ages 1-6, a quantity of digestive enzymes of approximately 4,000-8,000 U.S.P. Units/tablet comprising lipase, amylase and protease were administered. For the ADD children of ages 7-12, a quantity of digestive enzymes of approximately 8,000-12,000 U.S.P. Units/tablet comprising lipase, amylase and protease were administered. Other digestive enzymes that were administered in smaller quantities included cellulase, sucrase and maltase. These digestive enzymes were administered over a period of 6 months.

Results of Experiment 3

[0053] At the time of this experiment, 4 out of the 10 children who were administered the digestive enzymes were taking Ritalin. As is known in the art, Ritalin is a stimulant medication used to treat children and adults with ADD and ADHD. More specifically, it is used to treat hyperactivity and attention problems. As a result of the administration of the digestive enzymes, all of the 4 children who had been taking Ritalin were able to completely stop taking the Ritalin. In addition, significant improvements in the behavior of the other 6 children were noted. These results are shown in the following Table 2:

TABLE 2

# ADD Children w/ Sub-normal FC levels	28
# of the 28 ADD Children With Abnormal FC levels That Were Administered Digestive Enzymes	10
# of the 10 ADD Children That Were Administered Digestive Enzymes Who Were Taking Ritalin	4
# ADD Children Requiring Ritalin Administration 6 months Post Administration of Digestive Enzymes	0

IV. Experiment 4

[0054] In this experiment, the fecal chymotrypsin levels of 34 children diagnosed with ADHD were obtained using the fecal chymotrypsin test described above in Experiment 1, the levels of which are illustrated in FIG. 16. As shown, 32 children out of 34 children tested were determined to have sub-normal fecal chymotrypsin levels. It is to be further noted that 24 of the 34 children were found to have pathologic levels of fecal chymotrypsin.

[0055] To determine the effect of secretin administration on ADHD children, 5 of the 24 children having a pathologic fecal chymotrypsin level were administered secretin using the secretin infusion process described above.

Results of Experiment 4

[0056] The results of this experiment are set forth in FIG. 17, which illustrates the required levels of Ritalin (in mg) of the 5 children tested both pre-secretin administration (as indicated by the shaded bars) and 6 months post-secretin administration (as indicated by the non-shaded bars). It is to be appreciated that as shown in FIG. 17, each of the 5 children who were administered secretin demonstrated significant changes post-secretin administration with respect to the level of Ritalin (mg) that each child needed to remain at the same functional level as their functional level prior to secretin administration.

V. Experiment 5

[0057] In this experiment, to determine the effect of the administration of digestive enzymes to ADHD children, 9 children of the 34 children diagnosed with ADHD (in experiment 4 described above) whose fecal chymotrypsin levels were determined to be pathologic were administered digestive enzymes. Such digestive enzymes included amylase, lipase, proteases, sucrases, maltase, and other digestive enzymes. Each child was administered 1 tablet of digestive enzymes at each mealtime (i.e., three times a day), adjusted for age and weight of the child. More specifically, for the ADHD children ages 1-6, a quantity of digestive enzymes of approximately 4,000-8,000 U.S.P. Units/tablet comprising lipase, amylase and protease were administered. For the ADHD children of ages 7-12, a quantity of digestive enzymes of approximately 8,000-12,000 U.S.P. Units/tablet comprising lipase, amylase and protease were administered. Other digestive enzymes that were administered in smaller quantities included cellulase, sucrase and maltase. The digestive enzymes were administered over a 6 month period.

Results of Experiment 5

[0058] It is to be appreciated that as a result of the administration of digestive enzymes over the 6 month period, all 9 children were able to reduce their required Ritalin levels. Most notably, 2 of the 9 children were able to

stop taking Ritalin after 6 months of digestive enzyme administration. The results of experiment 5 are illustrated in the following Table 3:

TABLE 3

# ADHD Children w/ Abnormal FC levels Who Were Administered Digestive Enzymes	9
# Of The 9 ADHD Children Whose Ritalin Levels Were Reduced 6 months Post-Digestive Enzyme Administration	9
# Of The 9 ADHD Children Who Stopped Taking Ritalin 6 Months Post-Digestive Enzyme Administration	2

VI. Experiment 6

[0059] The following experiment was performed to determine the effect of the administration of digestive enzymes to Autistic children. In this experiment, the fecal chymotrypsin levels of 17 autistic children of varying ages were measured (pre-digestive enzyme administration) using the method described above in Experiment 1. In addition, the fecal chymotrypsin levels of these 17 children were measured 6 months post digestive enzyme administration after receiving digestive enzyme therapy as described below. The following table demonstrates the measured fecal chymotrypsin levels of these 17 children:

TABLE 4

Patient	Age	Pre-DE Administration Fecal Chymotrypsin Levels	6-Months Post-DE Administration Fecal Chymotrypsin Levels
1	2,5	3.3	7.1
2	7	1.5	3.8
3	9	4.0	7.8
4	3,5	2.0	10.2
5	5	3.3	8.0
6	4	1.0	6.8
7	8	1.6	10.2
8	6	4.0	12.2
9	7	6.8	14.9
10	3	2.8	6.2
11	5	3.4	not available
12	3	2.0	4.0
13	2	4.0	4.6
14	11	3.3	5.0
15	9	2.2	9.2
16	8	1.4	12.0
17	7	3.8	6.0

[0060] As illustrated, each of the 17 autistic children were found to have either sub-normal or pathologic fecal chymotrypsin levels. In particular, the fecal chymotrypsin level of patient #9 was found to be sub-normal as it fell below 8.4 U/g and the fecal chymotrypsin levels of the remaining 16 children were found to be pathologic since the levels fell below 4.2 U/g.

[0061] Each of the 17 autistic children were administered digestive/pancreatic enzymes comprising amylases, proteases, lipases, sucrases, maltases, and other digestive/pancreatic enzymes including trypsin and chymotrypsin. The digestive enzymes were administered on a daily basis at each mealtime, preferably 3-6 times per day. The quantity of digestive enzymes was adjusted for the weight and age of the child. For instance, depending on the weight and age of the child, a preferred quantity of lipases ranges from 4,000-20,000 U.S.P., a preferred quantity of proteases ranges from 10,000-50,000 U.S.P., a preferred quantity of amylases

ranges from 10,000-60,000 U.S.P., a preferred quantity of pancreatin (pancreatic extract) ranges from 2,000-6,000 U.S.P., a preferred quantity of chymotrypsin ranges from 2-5 mg and a preferred quantity of trypsin ranges from 60-100 mg. In addition, any combination of two or more types of any of the above digestive enzymes may be administered.

Results of Experiment 6

[0062] As illustrated in Table 4, the measured fecal chymotrypsin levels of at least 16 of the 17 autistic children were found to increase 6 months post-digestive enzyme administration. Most notably, the fecal chymotrypsin levels of 5 children (patients #4, 7, 8, 15, and 16) that were initially found to be pathologic had increased to the normal range 6 months post-digestive enzyme administration.

[0063] Furthermore, a notable decrease in autistic symptomatology of each of the 17 autistic children was observed as a result of digestive/pancreatic enzyme administration. These observations are outlined in the following tables. Table 5 outlines the responses that were reported after administration of digestive enzymes to the autistic children in the range of ages 2-4 (i.e., 6 of the 17 children listed in Table 4). Each numeric entry in Table 5 indicates the number of children (of the 6 children ages 2-4) exhibiting the corresponding behavior.

TABLE 5

Behavior	Pre-DE	3 Months Post-DE	6 Months Post-DE
some eye contact	0	2	5
toilet trained	1	2	3
some toilet training (not included above)	2	3	not available
some speech	2	3	6
formed bowel movement	1	2	6
hyperactive	5	3	1
plays with others	0	2	4
hand flapping	4	2	1

[0064] Furthermore, Table 6 outlines the responses that were reported after administration of digestive enzymes the autistic children of ages 5-12 (i.e., 11 of the 17 children listed in Table 4). Again, each numeric entry in Table 6 indicates the number of children (of the 11 children ages 5-12) exhibiting the corresponding behavior.

TABLE 6

Behavior	Pre-DE	3 Months Post-DE	6 Months Post-DE
some eye contact	8	6	8
toilet trained	3	6	6
some toilet training (not included above)	2	not available	4
some speech	6	8	10
formed bowel movement	2	7	10
hyperactive	9	5	3
plays with others	3	5	8
hand flapping	6	5	1

[0065] In summary, the results of the experiments described herein demonstrate that the fecal chymotrypsin level of an individual having one or more developmental disorders falling within the spectrum of PDD can be used as a marker to determine the benefit of administering secretin,

other neuropeptides, peptides and/or digestive enzymes to the individual. Indeed, the above experiments indicate that the administration of secretin, other neuropeptides, peptides and/or digestive enzymes to children suffering from a disorder such as autism, ADD and ADHD, for example, and having sub-normal to pathologic levels of fecal chymotrypsin, will result in the amelioration of symptomatology of such disorders.

[0066] Although illustrative embodiments have been described herein with reference to the accompanying drawings, it is to be understood that the present invention is not limited to those precise embodiments, and that various other changes and modifications may be affected therein by one skilled in the art without departing from the scope or spirit of the invention. All such changes and modifications are intended to be included within the scope of the invention as defined by the appended claims.

1. A method for treating an individual having an autistic disorder, the method comprising administering to the individual two or more doses of an effective amount of digestive enzymes to promote changes in autistic behavior by ameliorating a symptom of the autistic disorder.

2. The method of claim 1, wherein the symptom comprises an impairment in making eye contact with another individual.

3. The method of claim 1, wherein the symptom comprises a lack of social interaction.

4. The method of claim 1, wherein the symptom comprises a delay in or lack of spoken language.

5. The method of claim 1, wherein the symptom comprises a repetitive pattern of behavior such as arm flapping.

6. The method of claim 1, wherein the symptom comprises hyperactivity.

7. The method of claim 1, wherein the symptom comprises a lack of a formed bowel movement.

8. The method of claim 1, wherein the symptom comprises a lack of toilet training.

9. The method of claim 1 wherein the administering digestive enzymes comprises administering digestive enzymes comprising approximately 4,000 to approximately 60,000 U.S.P. Units/tablet on a daily basis.

10. The method of claim 1, wherein the digestive enzymes comprise lipase, amylase, protease, cellulase, sucrase, or maltase either singularly or in any combination thereof.

11. The method of claim 1, wherein the administering of digestive enzymes comprises administering an amount of digestive enzymes on a daily basis, wherein said amount is determined according to the age of the individual.

12. The method of claim 11, wherein the digestive enzymes are administered at least about three times per day.

13. The method of claim 1, wherein the digestive enzymes comprise a pancreatic enzyme.

14. A method for treating an individual having a disorder using digestive enzymes, the disorder comprising ADD (attention deficit disorder) or ADHD (attention deficit hyperactivity disorder), the method comprising administering to the individual two or more doses of an effective amount of digestive enzymes to ameliorate a symptom of the disorder.

15. The method of claim 14, wherein the symptom comprises hyperactivity.

16. The method of claim 14, wherein the symptom comprises a lack of attention.

17. The method of claim 14, wherein the administering of digestive enzymes comprises administering at least one

tablet of digestive enzymes comprising approximately 4,000 to approximately 12,000 U.S.P. Units/tablet on a daily basis.

18. The method of claim **14**, wherein the digestive enzymes comprise lipase, amylase, protease, cellulose, sucrase, or maltase either singularly or in any combination thereof.

19. The method of claim **14**, wherein the digestive enzymes comprise a pancreatic enzyme.

20. A method for treating an individual having a disorder comprising Autism, ADD (attention deficit disorder) or ADHD (attention deficit hyperactivity disorder), the method comprising administering digestive enzymes to the individual to promote protein digestion to improve a symptom of the disorder.

21. A method for treating an autistic disorder in an individual, who suffers from symptoms of autism and digestive symptoms, the method comprising administering to the individual two or more doses of an effective amount of digestive enzymes.

22. The method of claim **21** wherein the digestive enzymes contain chymotrypsin.

23. The method of claim **21** wherein the digestive enzymes contain trypsin.

24. The method of claim **21** wherein the digestive enzymes contain amylases.

25. The method of claim **21** wherein the digestive enzymes contain lipases.

26. A method for treating an autistic disorder in an individual who suffers from symptoms of autism and a lack of toilet training, the method comprising administering to the individual two or more doses of an effective amount of digestive enzymes.

27. The method of claim **26** wherein the digestive enzymes contain chymotrypsin.

28. The method of claim **26** wherein the digestive enzymes contain trypsin.

29. The method of claim **26** wherein the digestive enzymes contain amylases.

30. The method of claim **26** wherein the digestive enzymes contain lipases.

31. A method for treating an autistic disorder in an individual who suffers from symptoms of autism and a gastrointestinal dysfunction, the method comprising administering to the individual two or more doses of an effective amount of digestive enzymes.

32. The method of claim **31** wherein the digestive enzymes contain chymotrypsin.

33. The method of claim **31** wherein the digestive enzymes contain trypsin.

34. The method of claim **31** wherein the digestive enzymes contain amylases.

35. The method of claim **31** wherein the digestive enzymes contain lipases.

36. A method for determining if an individual exhibiting a symptom of a pervasive developmental disorder (PDD) has improved after the administration of a dose of secretin or digestive enzymes, the method comprising making a quantitative, post-administration measurement of a PDD symptom in the individual, and comparing the post-administration measurement of the PDD symptom to a pre-administration measurement of the PDD symptom, wherein a decrease in one or more symptoms of PDD indicates that the individual has improved.

37. The method of claim **36**, wherein the quantitative, post-administration measurement measures social behavior.

38. The method of claim **36**, wherein the quantitative, post-administration measurement measures imitation.

39. The method of claim **36**, wherein the quantitative, post-administration measurement measures body use.

40. The method of claim **36** wherein the quantitative, post-administration measurement measures object use.

41. The method of claim **36**, wherein the quantitative, post-administration measurement measures adaptation to change.

42. The method of claim **36** wherein the quantitative, post-administration measurement measures visual response.

43. The method of claim **36**, wherein the quantitative, post-administration measurement measures listening response.

44. The method of claim **36**, wherein the quantitative, post-administration measurement measures taste, smell, touch response and use.

45. The method of claim **36**, wherein the quantitative, post-administration measurement measures fear.

46. The method of claim **36**, wherein the quantitative, post-administration measurement measures verbal communication.

47. The method of claim **36**, wherein the quantitative, post-administration measurement measures non-verbal communication.

48. The method of claim **36**, wherein the quantitative, post-administration measurement measures activity level.

49. The method of claim **36**, wherein the measure is a quantitative measure of general impression.

50. The method of claim **36**, wherein the quantitative, post-administration measurement re is a Childhood Autism Rating Scale measurement.

* * * * *