



US00D660447S

(12) **United States Design Patent**
Baltazar

(10) **Patent No.:** **US D660,447 S**

(45) **Date of Patent:** **** May 22, 2012**

- (54) **THERMAL PACK**
 - (75) Inventor: **Carol Baltazar**, Glenwood, MD (US)
 - (73) Assignee: **TheraPearl, LLC**, Jessup, MD (US)
 - (**) Term: **14 Years**
 - (21) Appl. No.: **29/403,056**
 - (22) Filed: **Sep. 30, 2011**
 - (51) **LOC (9) Cl.** **24-04**
 - (52) **U.S. Cl.** **D24/208**
 - (58) **Field of Classification Search** D24/206–208,
D24/118; 602/2, 9, 61–66, 74; 128/112.1,
128/117.1; 606/27, 204; 607/96, 108, 109,
607/111, 112; D9/707, 600, 601, 607, 609;
126/204; D21/576, 604, 600, 611; D6/597,
D6/598, 601; D32/43; D1/107, 110, 111;
D30/160, 118
- See application file for complete search history.

- D407,939 S * 4/1999 Bear D6/598
- D410,165 S * 5/1999 Bear D6/598
- D411,624 S * 6/1999 Podd D24/208
- D431,269 S * 9/2000 Soderstrom D21/576
- D436,525 S * 1/2001 Lin D9/601
- D647,146 S * 10/2011 Islava D21/576

* cited by examiner

Primary Examiner — David Muller
(74) *Attorney, Agent, or Firm* — Matthew A. Pequignot;
Pequignot + Myers LLC

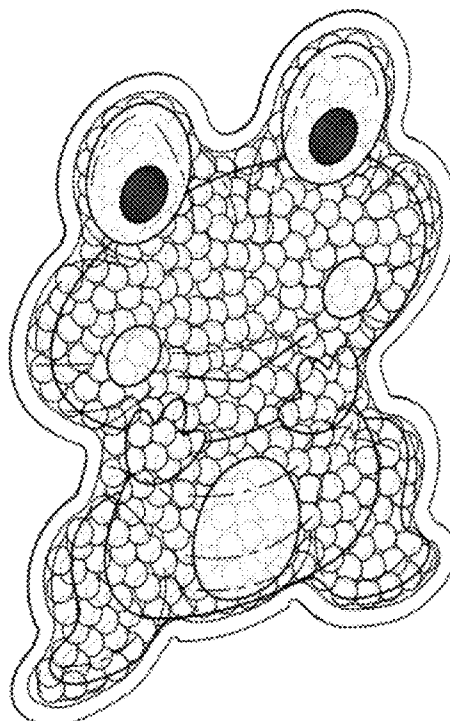
(57) **CLAIM**
The ornamental design for a thermal pack, as substantially shown and described.

DESCRIPTION

FIG. 1 is a perspective view of a thermal pack showing the new design.
FIG. 2 is a front elevation view thereof;
FIG. 3 is a right-side elevation view thereof;
FIG. 4 is a rear elevation view thereof;
FIG. 5 is a left-side elevation view thereof;
FIG. 6 is a top plan view thereof; and,
FIG. 7 is a bottom plan view thereof.
The bead fill-volume depicted in the drawings of the thermal pack is shown for example purposes only and is not intended to limit the scope of the invention with respect to any specific bead fill-volume amount.

- (56) **References Cited**
- U.S. PATENT DOCUMENTS
- D293,004 S * 12/1987 Emms D21/600
- D318,075 S * 7/1991 Capper et al. D21/600
- D341,284 S * 11/1993 Martin D6/598
- D355,457 S * 2/1995 Miller D21/600
- D356,329 S * 3/1995 Frilot D21/600
- D363,670 S * 10/1995 Sullivan D9/707
- D384,703 S * 10/1997 Chuang D21/600

1 Claim, 2 Drawing Sheets



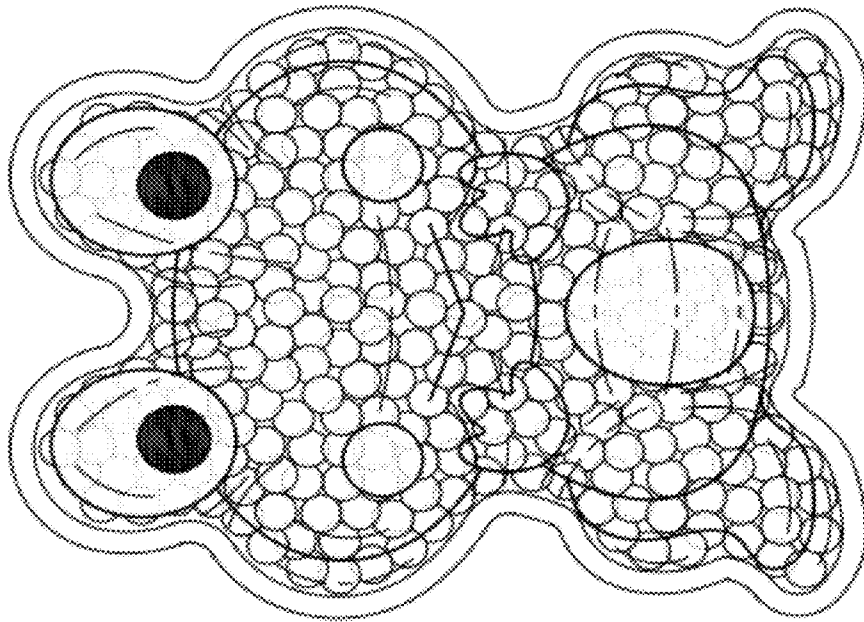


FIG. 2

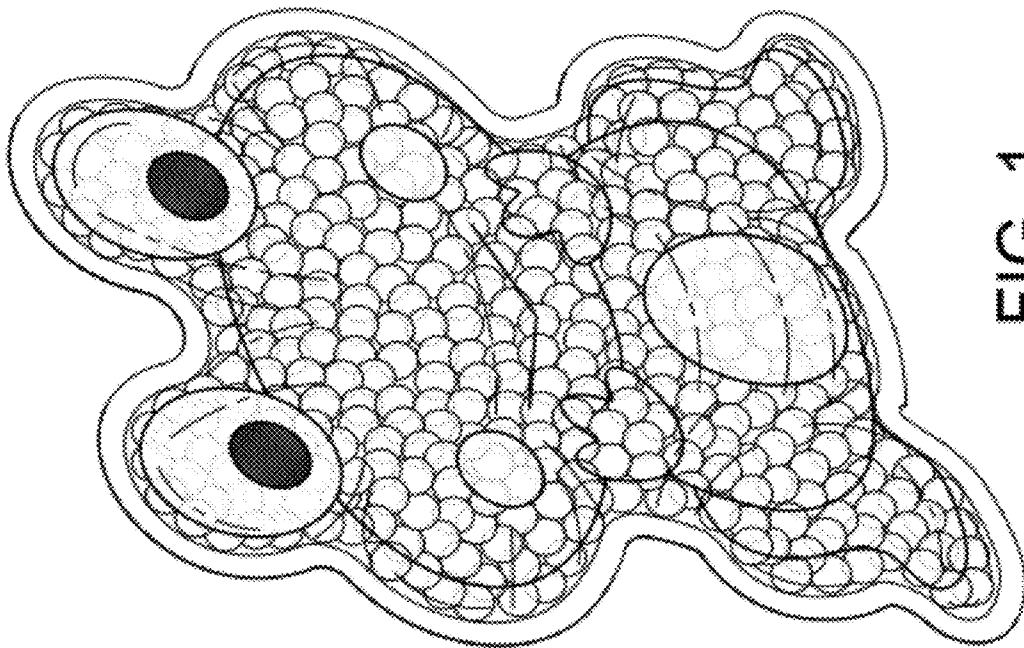


FIG. 1

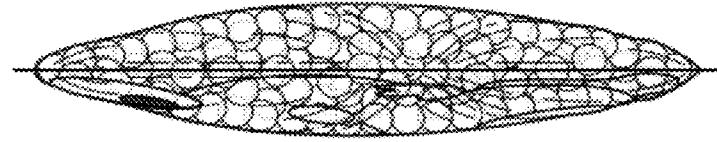
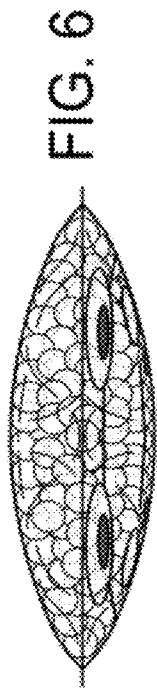


FIG. 5

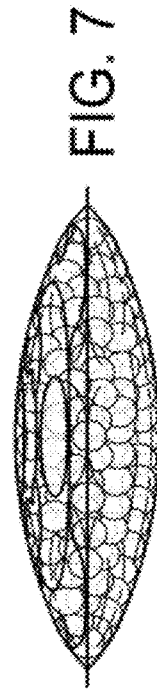
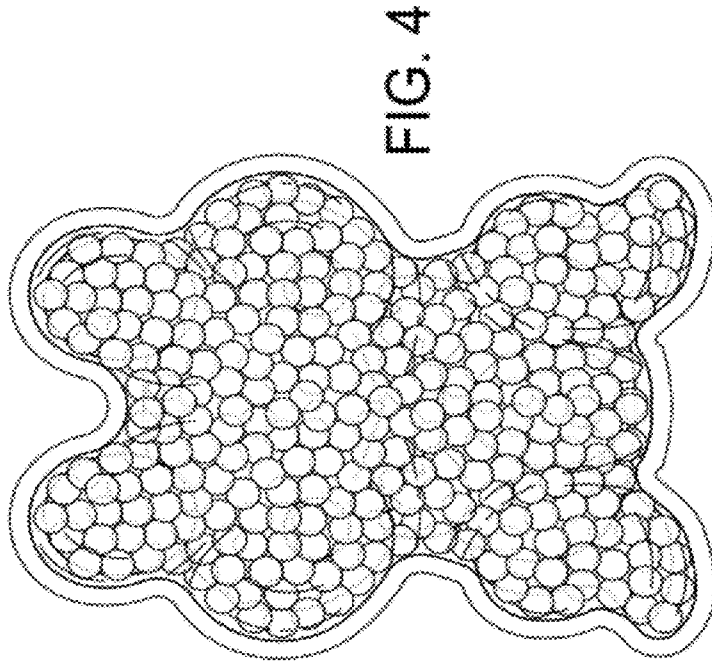


FIG. 7

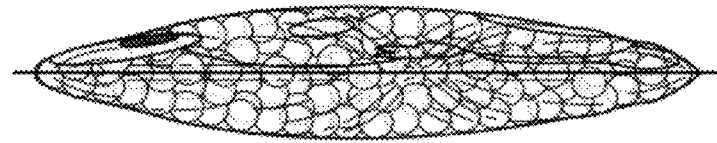


FIG. 3