May 25, 1926. 1,586,113

J. O. PEDERSEN

THEFTPROOF BAG

Filed June 30, 1924

Fig. 1.

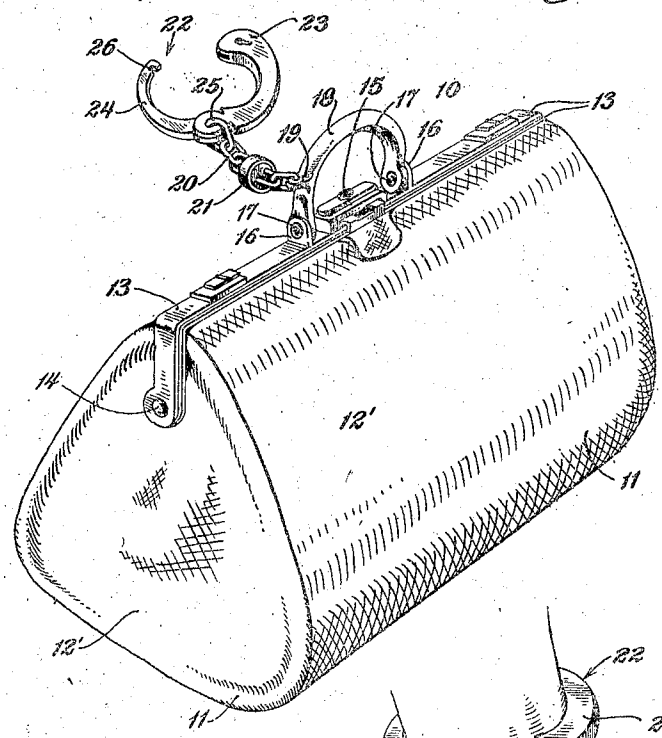

Fig. 2.

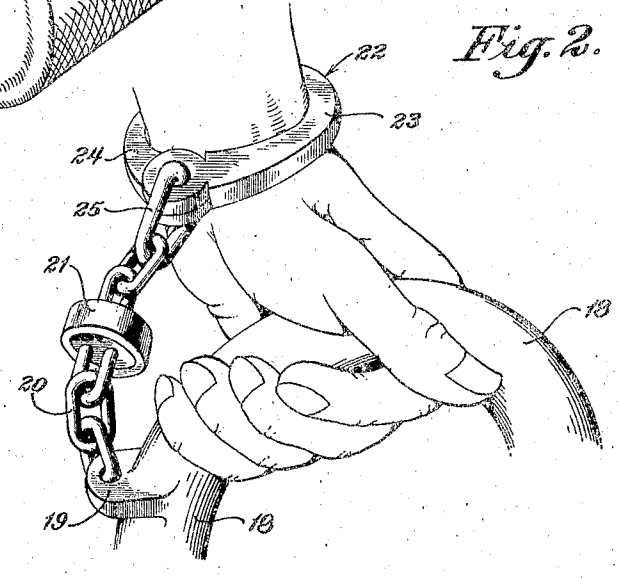

Fig. 3.

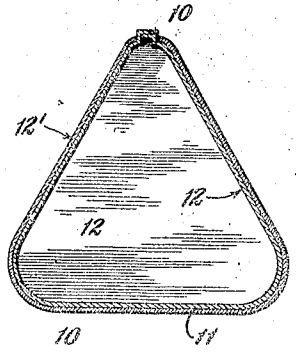

Johannes O. Pedersen
INVENTOR

BY Victor J. Evans
ATTORNEY

WITNESS:

Patented May 25, 1926. 1,586,113

UNITED STATES PATENT OFFICE.

JOHANNES O. PEDERSEN, OF BROOKLYN, NEW YORK.

THEFTPROOF BAG.

Application filed June 30, 1924. Serial No. 723,299.

This invention relates to a theft proof bag for use by persons employed for transporting large sums of money and other valuables.

The principal object of the invention is the provision of a satchel or bag which may be locked to the wrist of the person entrusted with the money, so that a thief or unauthorized person may not be able to grab the same and make off with the valuables.

Another object of the invention is to provide a theft proof bag wherein the parts are of metallic material, and which parts could not be cut away or broken to remove the device from the possession of the carrier, but only such authorized persons having the necessary key are capable of removing the bag from attachment to the wrist of the carrier.

A further object is to provide a bag of the character mentioned which is simple in construction, cheap of manufacture and highly efficient for the purpose intended.

With these and other objects in view, the invention resides in certain novel construction and combination and arrangement of parts, the essential features of which are hereinafter fully described, are particularly pointed out in the appended claim, and are illustrated in the accompanying drawing in which:—

Figure 1 is a perspective view of my improved theft proof bag.

Figure 2 is a perspective view showing the manner in which the bag is locked to the wrist of the carrier.

Figure 3 is a transverse sectional view through the bag.

Referring more particularly to the drawing, the reference numeral 10 designates my improved bag in its entirety, and which includes a body 11 of the usual shape, and which body is formed of an inner lining of flexible metallic material 12, and an outer covering of leather 12′ to give the bag the appearance of an ordinary piece of luggage. It will be appreciated that by lining the bag with a metallic material, the same cannot be cut open by a knife or other implement should an unauthorized person attempt to enter the same by this method. The meeting ends of the body of the bag are secured to the usual co-acting U-shaped frames 13, which are pivoted together as at 14 so as to permit the bag to be opened. The frames are provided with the usual locking means 15 which may only be controlled by the person having a key to fit the same. One of the frames 13 is provided with spaced ears 16 disposed at an equal distance from the longitudinal center of the bag, and pivotally secured to the ears 16 as at 17 is a U-shaped handle 18. The handle 18 is formed with a lug or ear 19, to which is fastened one end of a flexible element 20 in the form of a length of chain. Between the ends of the chain I provide a swivel 21 for a purpose to be presently mentioned. The other end of the chain is connected to an attaching device 22, which includes an arcuate shaped lock section 23 and a similar shaped tongue 24. The end link 25 passes through both the lock section and the tongue for securing the same to the handle 18, and also serves as a pivot for permitting the tongue to be moved out of co-acting engagement with the lock section when it is desired to remove the attaching means from the wrist of the wearer. The tongue 24 is provided with a notch or recess 26 for co-action with the lock section when the tongue is brought into engagement with the section, and when so engaged the attaching means encircles the wrist of the carrier to lock the bag thereto.

In practice, it will be seen that the bag may be locked to the wrist of the carrier so as to permit the carrier to grasp the handle 18 for carrying the bag, and when so locked, the bag could not be taken from the carrier by an unauthorized person without the use of the proper key. The attaching means 22 may be worn up the sleeve to conceal the same so as to attract little or no attention. By providing the swivel between the attaching means and the handle, it will be understood that the flexible connection could not be broken by twisting the links which constitute the same. The bag will be found useful by bank messengers or other persons employed in the transporting of money or other valuables.

While I have described what I deem to be the most desirable embodiment of my invention, it is obvious that many of the details may be varied without in any way departing from the spirit of my invention and I therefore do not limit myself to the exact details of construction herein set forth nor

to anything less than the whole of my invention limited only by the appended claim.

What is claimed as new is:—

In combination with a bag having a carrying handle, an eye provided in said handle, a wrist locking device comprising a pair of separable co-acting pivoted sections, a length of flexible chain, one of the end links of said chain passing through said eye and the other end link passing through said co-acting sections and serving as a pivot for the same, and a swivel interposed between the ends of said flexible chain.

In testimony whereof I have affixed my signature.

JOHANNES O. PEDERSEN.