

(19) World Intellectual Property Organization
International Bureau



(43) International Publication Date
8 March 2007 (08.03.2007)

PCT

(10) International Publication Number
WO 2007/027729 A1

(51) International Patent Classification:

C07D 401/14 (2006.01) A61K 31/444 (2006.01)
C07D 401/04 (2006.01) A61P 37/00 (2006.01)
C07D 417/14 (2006.01) A61P 35/00 (2006.01)

[GB/GB]; UNIT 88 MILTON PARK, Abingdon, Oxfordshire XX OX14 4RY (GB).

(21) International Application Number:

PCT/US2006/033791

(22) International Filing Date: 28 August 2006 (28.08.2006)

(25) Filing Language: English

(26) Publication Language: English

(30) Priority Data:

60/712,460 29 August 2005 (29.08.2005) US

(74) Agent: **CHE, Jennifer, G.**; VERTEX PHARMACEUTICALS INCORPORATED, 130 Waverly Street, Cambridge, MA 02139 (US).

(81) Designated States (unless otherwise indicated, for every kind of national protection available): AE, AG, AL, AM, AT, AU, AZ, BA, BB, BG, BR, BW, BY, BZ, CA, CH, CN, CO, CR, CU, CZ, DE, DK, DM, DZ, EC, EE, EG, ES, FI, GB, GD, GE, GH, GM, HN, HR, HU, ID, IL, IN, IS, JP, KE, KG, KM, KN, KP, KR, KZ, LA, LC, LK, LR, LS, LT, LU, LV, LY, MA, MD, MG, MK, MN, MW, MX, MY, MZ, NA, NG, NI, NO, NZ, OM, PG, PH, PL, PT, RO, RS, RU, SC, SD, SE, SG, SK, SL, SM, SV, SY, TJ, TM, TN, TR, TT, TZ, UA, UG, US, UZ, VC, VN, ZA, ZM, ZW.

(71) Applicant (for all designated States except US): **VERTEX PHARMACEUTICALS INCORPORATED** [US/US]; 130 Waverly St., Cambridge, MA 02139 (US).

(72) Inventors; and

(75) Inventors/Applicants (for US only): **CHARRIER, Jean-Damien** [FR/GB]; UNIT 88 MILTON PARK, Abingdon, Oxfordshire OX14 4RY (GB). **RAMAYA, Sharn** [GB/GB]; UNIT 88 MILTON PARK, Abingdon, Oxfordshire OX14 4RY (GB). **DURRANT, Steven** [GB/GB]; UNIT 88 MILTON PARK, Abingdon, Oxfordshire XX OX14 4RY (GB). **JIMENEZ, Juan-Miguel** [ES/GB]; UNIT 88 MILTON PARK, Abingdon, Oxfordshire XX OX14 4RY (GB). **BRENCHLEY, Guy** [GB/GB]; UNIT 88 MILTON PARK, Abingdon, Oxfordshire XX OX14 4RY (GB). **KNEGTEL, Ronald** [NL/GB]; UNIT 88 MILTON PARK, Abingdon, Oxfordshire XX OX14 4RY (GB). **MORTIMORE, Michael**

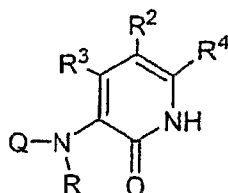
(84) Designated States (unless otherwise indicated, for every kind of regional protection available): ARIPO (BW, GH, GM, KE, LS, MW, MZ, NA, SD, SL, SZ, TZ, UG, ZM, ZW), Eurasian (AM, AZ, BY, KG, KZ, MD, RU, TJ, TM), European (AT, BE, BG, CH, CY, CZ, DE, DK, EE, ES, FI, FR, GB, GR, HU, IE, IS, IT, LT, LU, LV, MC, NL, PL, PT, RO, SE, SI, SK, TR), OAPI (BF, BJ, CF, CG, CI, CM, GA, GN, GQ, GW, ML, MR, NE, SN, TD, TG).

Published:

- with international search report
- before the expiration of the time limit for amending the claims and to be republished in the event of receipt of amendments

For two-letter codes and other abbreviations, refer to the "Guidance Notes on Codes and Abbreviations" appearing at the beginning of each regular issue of the PCT Gazette.

(54) Title: 3, 5-DISUBSTITUTED PYRID-2-ONES USEFUL AS INHIBITORS OF TEC FAMILY OF NON-RECEPTOR TYROSINE KINASES



(I)

(57) Abstract: The present invention relates to pyrid-2-one compounds of formula (I) useful as inhibitors of protein kinase of Tec family (e.g., Tec, Btk, Itk/Emt/Tsk, Bmx, Txk/Rlk) protein kinases. These compounds and pharmaceutically acceptable compositions thereof are useful for treating or preventing autoimmune, inflammatory, proliferative, hyperproliferative or immunologically-mediated diseases.

WO 2007/027729 A1

3,5-DISUBSTITUTED PYRID-2-ONES USEFUL AS INHIBITORS OF TEC FAMILY OF NON-RECEPTOR TYROSINE KINASES

TECHNICAL FIELD OF THE INVENTION

[0001] The present invention relates to compounds useful as inhibitors of protein kinases. The invention also provides pharmaceutically acceptable compositions comprising the compounds of the invention and methods of using the compositions in the treatment of various disorders. The invention also provides processes for preparing the compounds of the invention.

BACKGROUND OF THE INVENTION

[0002] The Tec family of non-receptor tyrosine kinases plays a central role in signaling through antigen-receptors such as the TCR, BCR and Fcε receptors (reviewed in Miller A, et al. *Current Opinion in Immunology* 14;331-340 (2002)). Tec family kinases are essential for T cell activation. Three members of the Tec family, Itk, Rlk and Tec, are activated downstream of antigen receptor engagement in T cells and transmit signals to downstream effectors, including PLC-γ. Deletion of Itk in mice results in reduced T cell receptor (TCR)-induced proliferation and secretion of the cytokines IL-2, IL-4, IL-5, IL-10 and IFN-γ. (Schaeffer *et al*, *Science* 284; 638-641 (1999)), Fowell *et al*, *Immunity* 11;399-409 (1999), Schaeffer *et al* *Nature Immunology* 2,12; 1183-1188 (2001)). The immunological symptoms of allergic asthma are

attenuated in *Itk*^{-/-} mice. Lung inflammation, eosinophil infiltration and mucous production are drastically reduced in *Itk*^{-/-} mice in response to challenge with the allergen OVA (Mueller *et al*, *Journal of Immunology* 170: 5056-5063 (2003)). *Itk* has also been implicated in atopic dermatitis. This gene has been reported to be more highly expressed in peripheral blood T cells from patients with moderate and/or severe atopic dermatitis than in controls or patients with mild atopic dermatitis (Matsumoto *et al*, *International archives of Allergy and Immunology* 129; 327-340 (2002)).

[0003] Tec family kinases are also essential for B cell development and activation. Patients with mutations in *Btk* have a profound block in B cell development, resulting in the almost complete absence of B lymphocytes and plasma cells, severely reduced Ig levels and a profound inhibition of humoral response to recall antigens (reviewed in Vihinen *et al* *Frontiers in Bioscience* 5:d917-928).

[0004] Tec kinases also play a role in mast cell activation through the high-affinity IgE receptor (FcεRI). *Itk* and *Btk* are expressed in mast cells and are activated by FcεRI cross-linking (Kawakami *et al*, *Journal of Immunology*; 3556-3562 (1995)). *Btk* deficient murine mast cells have reduced degranulation and decreased production of proinflammatory cytokines following FcεRI cross-linking (Kawakami *et al*. *Journal of leukocyte biology* 65:286-290). *Btk* deficiency also results in a decrease of macrophage effector functions (Mukhopadhyay *et al*, *Journal of Immunology*; 168, 2914-2921 (2002)).

[0005] Accordingly, there is a great need to develop compounds useful as inhibitors of protein kinases. In particular, it would be desirable to develop compounds that are useful as inhibitors of Tec family (e.g., Tec, *Btk*, *Itk*/*Emt*/*Tsk*, *Bmx*, *Txk*/*Rlk*) protein kinases.

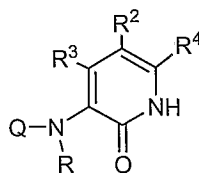
SUMMARY OF THE INVENTION

[0006] This invention relates to compounds and compositions useful as protein kinase inhibitors. Compounds of this invention, and pharmaceutically acceptable compositions thereof, are effective as inhibitors of protein kinases. In certain embodiments, these compounds are effective as inhibitors of Tec family (e.g., Tec, Btk, Itk/Emt/Tsk, Bmx, Txk/Rlk) protein kinases. These compounds have the formula I, as defined herein, or a pharmaceutically acceptable salt thereof.

[0007] These compounds and pharmaceutically acceptable compositions thereof are useful for treating or preventing a variety of diseases, disorders or conditions, including, but not limited to, an autoimmune, inflammatory, proliferative, or hyperproliferative disease or an immunologically-mediated disease. The compounds and compositions are also useful in methods for preventing thrombin-induced platelet aggregation. The compounds provided by this invention are also useful for the study of kinases in biological and pathological phenomena; the study of intracellular signal transduction pathways mediated by such kinases; and the comparative evaluation of new kinase inhibitors.

DETAILED DESCRIPTION OF THE INVENTION

This invention provides compounds of Formula I:



Formula I

or a pharmaceutically accepted salt thereof, wherein Q is C₆₋₁₀aryl or 5-10 membered heteroaryl containing 1-4 heteroatoms selected from O, N, and S; Q is optionally substituted with 0-5 J⁰;

R is H or C₁₋₆alkyl optionally substituted with C₁₋₃alkyl, C₁₋₂haloalkyl, halo, CN, NO₂, OH, O(C₁₋₄alkyl), NH₂, NH(C₁₋₄alkyl), N(C₁₋₄alkyl)₂ or C₁₋₂haloalkyl;

R² is a 3-8-membered saturated, partially unsaturated, or fully unsaturated monocyclic ring having 0-3 heteroatoms independently selected from nitrogen, oxygen, or sulfur; or an 8-12 membered saturated, partially unsaturated, or fully unsaturated bicyclic ring having 0-5 heteroatoms independently selected from nitrogen, oxygen, or sulfur; wherein R² is optionally substituted with 0-5 J^{R2};

each R³ and R⁴ is independently H, halogen, or C₁₋₄ aliphatic optionally substituted with 0-5 occurrences of halogen, OH, OCH₃, OCF₃, NO₂, NH₂, CN, NHCH₃, SCH₃, N(CH₃)₂, or C₁₋₂aliphatic optionally substituted 0-5 times with F; this definition of R³ and R⁴ includes perfluorinated methyl and ethyl;

each J^Q and J^{R2} is independently halogen, -NO₂, -CN, U, -(U)_m-(C₆₋₁₀aryl), -(U)_m-(5-12 membered heteroaryl), -(U)_m-(3-12 membered heterocyclyl), -(U)_m-(C₃₋₁₀cycloaliphatic), -OR^o, -SR^o, -N(R^o)₂, -(C₁₋₆alkyl)-OR^o, -(C₁₋₆alkyl)-N(R^o)₂, -(C₁₋₆alkyl)-SR^o, -NR^oC(O)R^o, -NR^oC(S)R^o, -NR^oC(O)N(R^o)₂, -NR^oC(S)N(R^o)₂, -NR^oCO₂R^o, -NR^oNR^oC(O)R^o, -NR^oNR^oC(O)N(R^o)₂, -NR^oNR^oCO₂R^o, -C(O)C(O)R^o, -C(O)CH₂C(O)R^o, -CO₂R^o, -C(O)R^o, -C(S)R^o, -C(O)N(R^o)₂, -C(S)N(R^o)₂, -OC(O)N(R^o)₂, -OC(O)R^o, -C(O)N(OR^o)R^o, -C(NOR^o)R^o, -S(O)₂R^o, -S(O)₃R^o, -SO₂N(R^o)₂, -S(O)R^o, -NR^oSO₂N(R^o)₂, -NR^oSO₂R^o, -N(OR^o)R^o, -C(=NH)-N(R^o)₂, -P(O)₂R^o, -PO(R^o)₂, -OPO(R^o)₂, =O, =S, =NNHR^o, =NN(R^o)₂, =NNHC(O)R^o, =NNHCO₂(C₁₋₆alkyl), =NNHSO₂(C₁₋₆alkyl), =NOH, or =NR^o; wherein each J^Q and J^{R2} is independently and optionally substituted with 0-5 R^X;

each R^X is independently halogen, NO₂, CN, NH₂, NH(C₁₋₄aliphatic), N(C₁₋₄aliphatic)₂, OH, O(C₁₋₄aliphatic), O(C₁₋₄haloaliphatic), CO(C₁₋₄aliphatic), CO₂H,

CO₂(C₁₋₄aliphatic), C₁₋₆aliphatic, C₁₋₄haloaliphatic, phenyl, -O(Ph), 5-6 membered heteroaryl, C₃₋₈cycloaliphatic, 5-8 membered heterocyclyl, -C₁₋₆aliphatic-(Ph), -C₁₋₆alkyl-(5-6 membered heteroaryl), -C₁₋₆alkyl-(C₃₋₈cycloaliphatic), -C₁₋₆alkyl-(5-8 membered heterocyclyl), or C₁₋₁₀alkylidene chain wherein up to 2 methylene units of the chain are optionally replaced by O, N, or S; wherein each R^x and is independently and optionally substituted with 0-5 J°;

each R° is independently H, C₁₋₆aliphatic, C₁₋₄haloaliphatic, CO(C₁₋₄aliphatic), CO₂(C₁₋₄aliphatic), -SO₂(C₁₋₄aliphatic), -SO₂(phenyl), phenyl, 5-6 membered heteroaryl, 5-8 membered heterocyclyl, C₃₋₈cycloaliphatic, -C₁₋₆aliphatic-(Ph), -C₁₋₆alkyl-(5-6 membered heteroaryl), -C₁₋₆alkyl-(5-8 membered heterocyclyl), -C₁₋₆alkyl-(C₃₋₈cycloaliphatic); or C₁₋₁₀alkylidene chain wherein up to 2 methylene units of the chain are optionally replaced by O, N, or S; wherein said R° is optionally substituted with 0-6 J°;

or two R°, on the same substituent or different substituents, taken together with the atom(s) to which each R° group is bound, form a 3-8 membered saturated, partially unsaturated, or fully unsaturated monocyclic or bicyclic ring having 0-4 heteroatoms independently selected from nitrogen, oxygen, or sulfur; wherein said ring is optionally and independently substituted with 0-4 occurrences of halogen, NO₂, CN, C₁₋₄aliphatic, NH₂, NH(C₁₋₄aliphatic), N(C₁₋₄aliphatic)₂, OH, O(C₁₋₄aliphatic), CO₂H, CO₂(C₁₋₄aliphatic), O(haloC₁₋₄ aliphatic), or haloC₁₋₄aliphatic, wherein each of the R° C₁₋₄aliphatic groups is unsubstituted;

each J° is independently halogen, NO₂, CN, C₁₋₄ aliphatic, -NH₂, -NH(C₁₋₄ aliphatic), -N(C₁₋₄ aliphatic)₂, -OH, -O(C₁₋₄ aliphatic), -CO₂H, -CO₂(C₁₋₄ aliphatic), -O(haloC₁₋₄

aliphatic), and halo(C₁₋₄ aliphatic), wherein each of the J° C₁₋₄aliphatic groups is unsubstituted.

[0008] In some embodiments of this invention, when R² is 2-pyridyl and R³ and R⁴ are H, then Q is not unsubstituted phenyl, 2-CN-phenyl, 2-pyridyl, or 2-quinolinyl.

[0009] Compounds of this invention include those described generally above, and are further illustrated by the classes, subclasses, and species disclosed herein. As used herein, the following definitions shall apply unless otherwise indicated. For purposes of this invention, the chemical elements are identified in accordance with the Periodic Table of the Elements, CAS version, Handbook of Chemistry and Physics, 75th Ed. Additionally, general principles of organic chemistry are described in "Organic Chemistry", Thomas Sorrell, University Science Books, Sausalito: 1999, and "March's Advanced Organic Chemistry", 5th Ed., Ed.: Smith, M.B. and March, J., John Wiley & Sons, New York: 2001, the entire contents of which are hereby incorporated by reference.

[0010] As described herein, a specified number range of atoms includes any integer therein. For example, a group having from 1-4 atoms could have 1, 2, 3, or 4 atoms.

[0011] As described herein, compounds of the invention may optionally be substituted with one or more substituents, such as are illustrated generally above, or as exemplified by particular classes, subclasses, and species of the invention. It will be appreciated that the phrase "optionally substituted" is used interchangeably with the phrase "substituted or unsubstituted." In general, the term "substituted", whether preceded by the term "optionally" or not, refers to the replacement of hydrogen radicals in a given structure with the radical of a specified substituent. Unless otherwise indicated, an optionally substituted group may have a substituent at each substitutable position of the

group, and when more than one position in any given structure may be substituted with more than one substituent selected from a specified group, the substituent may be either the same or different at every position. Combinations of substituents envisioned by this invention are preferably those that result in the formation of stable or chemically feasible compounds.

[0012] The term "stable", as used herein, refers to compounds that are not substantially altered when subjected to conditions to allow for their production, detection, and preferably their recovery, purification, and use for one or more of the purposes disclosed herein. In some embodiments, a stable compound or chemically feasible compound is one that is not substantially altered when kept at a temperature of 40°C or less, in the absence of moisture or other chemically reactive conditions, for at least a week.

[0013] The term "aliphatic" or "aliphatic group", as used herein, means a straight-chain (i.e., unbranched) or branched, substituted or unsubstituted hydrocarbon chain that is completely saturated or that contains one or more units of unsaturation that has a single point of attachment to the rest of the molecule. Unless otherwise specified, aliphatic groups contain 1-20 aliphatic carbon atoms. In some embodiments, aliphatic groups contain 1-10 aliphatic carbon atoms. In other embodiments, aliphatic groups contain 1-8 aliphatic carbon atoms. In still other embodiments, aliphatic groups contain 1-6 aliphatic carbon atoms, and in yet other embodiments aliphatic groups contain 1-4 aliphatic carbon atoms. Suitable aliphatic groups include, but are not limited to, linear or branched, substituted or unsubstituted alkyl, alkenyl, or alkynyl groups. Specific examples include, but are not limited to, methyl, ethyl, isopropyl, n-propyl, sec-butyl, vinyl, n-butenyl, ethynyl, and tert-butyl.

The term "cycloaliphatic" (or "carbocycle" or "carbocyclyl" or "cycloalkyl") refers to a monocyclic C₃-C₈ hydrocarbon or bicyclic C₈-C₁₂ hydrocarbon that is completely saturated or that contains one or more units of unsaturation, but which is not aromatic, that has a single point of attachment to the rest of the molecule wherein any individual ring in said bicyclic ring system has 3-7 members. Suitable cycloaliphatic groups include, but are not limited to, cycloalkyl and cycloalkenyl groups. Specific examples include, but are not limited to, cyclohexyl, cyclopropenyl, and cyclobutyl.

[0015] The term "heterocycle", "heterocyclyl", "heterocycloaliphatic", or "heterocyclic" as used herein means non-aromatic, monocyclic, bicyclic, or tricyclic ring systems in which one or more ring members are an independently selected heteroatom. In some embodiments, the "heterocycle", "heterocyclyl", "heterocycloaliphatic", or "heterocyclic" group has three to fourteen ring members in which one or more ring members is a heteroatom independently selected from oxygen, sulfur, nitrogen, or phosphorus, and each ring in the system contains 3 to 7 ring members.

[0016] Suitable heterocycles include, but are not limited to, 3-1H-benzimidazol-2-one, 3-(1-alkyl)-benzimidazol-2-one, 2-tetrahydrofuranyl, 3-tetrahydrofuranyl, 2-tetrahydrothiophenyl, 3-tetrahydrothiophenyl, 2-morpholino, 3-morpholino, 4-morpholino, 2-thiomorpholino, 3-thiomorpholino, 4-thiomorpholino, 1-pyrrolidinyl, 2-pyrrolidinyl, 3-pyrrolidinyl, 1-tetrahydropiperazinyl, 2-tetrahydropiperazinyl, 3-tetrahydropiperazinyl, 1-piperidinyl, 2-piperidinyl, 3-piperidinyl, 1-pyrazolinyl, 3-pyrazolinyl, 4-pyrazolinyl, 5-pyrazolinyl, 1-piperidinyl, 2-piperidinyl, 3-piperidinyl, 4-piperidinyl, 2-thiazolidinyl, 3-thiazolidinyl, 4-thiazolidinyl, 1-imidazolidinyl, 2-imidazolidinyl, 4-imidazolidinyl, 5-imidazolidinyl,

indolinyl, tetrahydroquinolinyl, tetrahydroisoquinolinyl, benzothiolane, benzodithiane, and 1,3-dihydro-imidazol-2-one.

[0017] Cyclic groups, (e.g. cycloaliphatic and heterocycles), can be linearly fused, bridged, or spirocyclic.

[0018] The term "heteroatom" means one or more of oxygen, sulfur, nitrogen, phosphorus, or silicon (including, any oxidized form of nitrogen, sulfur, phosphorus, or silicon; the quaternized form of any basic nitrogen or; a substitutable nitrogen of a heterocyclic ring, for example N (as in 3,4-dihydro-2H-pyrrolyl), NH (as in pyrrolidinyl) or NR⁺ (as in N-substituted pyrrolidinyl)).

[0019] The term "unsaturated", as used herein, means that a moiety has one or more units of unsaturation.

[0020] The term "fully unsaturated", when referring to a ring, means an aromatic ring.

[0021] The term "alkoxy", or "thioalkyl", as used herein, refers to an alkyl group, as previously defined, attached to the principal carbon chain through an oxygen ("alkoxy") or sulfur ("thioalkyl") atom.

[0022] The terms "haloalkyl", "haloalkenyl", "haloaliphatic", and "haloalkoxy" mean alkyl, alkenyl or alkoxy, as the case may be, substituted with one or more halogen atoms. The terms "halogen", "halo", and "hal" mean F, Cl, Br, or I.

[0023] The term "aryl" used alone or as part of a larger moiety as in "aralkyl", "aralkoxy", or "aryloxyalkyl", refers to monocyclic, bicyclic, and tricyclic ring systems having a total of five to fourteen ring members, wherein at least one ring in the system is aromatic and wherein each ring in the system contains 3 to 7 ring members. The term "aryl" may be used interchangeably with the term "aryl

ring". The term "aryl" also refers to heteroaryl ring systems as defined hereinbelow.

[0024] The term "heteroaryl", used alone or as part of a larger moiety as in "heteroalkyl" or "heteroarylalkoxy", refers to monocyclic, bicyclic, and tricyclic ring systems having a total of five to fourteen ring members, wherein at least one ring in the system is aromatic, at least one ring in the system contains one or more heteroatoms, and wherein each ring in the system contains 3 to 7 ring members. The term "heteroaryl" may be used interchangeably with the term "heteroaryl ring" or the term "heteroaromatic". Suitable heteroaryl rings include, but are not limited to, 2-furanyl, 3-furanyl, N-imidazolyl, 2-imidazolyl, 4-imidazolyl, 5-imidazolyl, benzimidazolyl, 3-isoxazolyl, 4-isoxazolyl, 5-isoxazolyl, 2-oxazolyl, 4-oxazolyl, 5-oxazolyl, N-pyrrolyl, 2-pyrrolyl, 3-pyrrolyl, 2-pyridyl, 3-pyridyl, 4-pyridyl, 2-pyrimidinyl, 4-pyrimidinyl, 5-pyrimidinyl, pyridazinyl (e.g., 3-pyridazinyl), 2-thiazolyl, 4-thiazolyl, 5-thiazolyl, tetrazolyl (e.g., 5-tetrazolyl), triazolyl (e.g., 2-triazolyl and 5-triazolyl), 2-thienyl, 3-thienyl, benzofuryl, benzothiophenyl, indolyl (e.g., 2-indolyl), pyrazolyl (e.g., 2-pyrazolyl), isothiazolyl, 1,2,3-oxadiazolyl, 1,2,5-oxadiazolyl, 1,2,4-oxadiazolyl, 1,2,3-triazolyl, 1,2,3-thiadiazolyl, 1,3,4-thiadiazolyl, 1,2,5-thiadiazolyl, purinyl, pyrazinyl, 1,3,5-triazinyl, quinolinyl (e.g., 2-quinolinyl, 3-quinolinyl, 4-quinolinyl), and isoquinolinyl (e.g., 1-isoquinolinyl, 3-isoquinolinyl, or 4-isoquinolinyl).

[0025] The term "alkylidene chain" refers to a straight or branched carbon chain that may be fully saturated or have one or more units of unsaturation and has two points of attachment to the rest of the molecule.

[0026] The term "protecting group", as used herein, refers to an agent used to temporarily block one or more desired

reactive sites in a multifunctional compound. In certain embodiments, a protecting group has one or more, or preferably all, of the following characteristics: a) reacts selectively in good yield to give a protected substrate that is stable to the reactions occurring at one or more of the other reactive sites; and b) is selectively removable in good yield by reagents that do not attack the regenerated functional group. Exemplary protecting groups are detailed in Greene, T.W., Wuts, P. G in "Protective Groups in Organic Synthesis", Third Edition, John Wiley & Sons, New York: 1999, the entire contents of which are hereby incorporated by reference. The term "nitrogen protecting group", as used herein, refers to an agents used to temporarily block one or more desired nitrogen reactive sites in a multifunctional compound. Preferred nitrogen protecting groups also possess the characteristics exemplified above, and certain exemplary nitrogen protecting groups are also detailed in Chapter 7 in Greene, T.W., Wuts, P. G in "Protective Groups in Organic Synthesis", Third Edition, John Wiley & Sons, New York: 1999, the entire contents of which are hereby incorporated by reference.

[0027] In some embodiments, an alkyl or aliphatic chain can be optionally interrupted with another atom or group. This means that a methylene unit of the alkyl or aliphatic chain is optionally replaced with said other atom or group. Examples of such atoms or groups would include, but are not limited to, -NR-, -O-, -S-, -CO₂-, -OC(O)-, -C(O)CO-, -C(O)-, -C(O)NR-, -C(=N-CN), -NRCO-, -NRC(O)O-, -SO₂NR-, -NRSO₂-, -NRC(O)NR-, -OC(O)NR-, -NRSO₂NR-, -SO-, or -SO₂-, wherein R is defined herein. Unless otherwise specified, the optional replacements form a chemically stable compound. Optional interruptions can occur both within the chain and at either end of the chain; i.e. both at the point of attachment and/or also at the terminal end. Two optional

replacements can also be adjacent to each other within a chain so long as it results in a chemically stable compound.

[0028] Unless otherwise specified, if the replacement or interruption occurs at the terminal end, the replacement atom is bound to an H on the terminal end. For example, if $-\text{CH}_2\text{CH}_2\text{CH}_3$ were optionally interrupted with $-\text{O}-$, the resulting compound could be $-\text{OCH}_2\text{CH}_3$, $-\text{CH}_2\text{OCH}_3$, or $-\text{CH}_2\text{CH}_2\text{OH}$.

[0029] Unless otherwise indicated, structures depicted herein are also meant to include all isomeric (e.g., enantiomeric, diastereomeric, and geometric (or conformational)) forms of the structure; for example, the R and S configurations for each asymmetric center, (Z) and (E) double bond isomers, and (Z) and (E) conformational isomers. Therefore, single stereochemical isomers as well as enantiomeric, diastereomeric, and geometric (or conformational) mixtures of the present compounds are within the scope of the invention.

[0030] Unless otherwise indicated, all tautomeric forms of the compounds of the invention are within the scope of the invention.

[0031] Additionally, unless otherwise indicated, structures depicted herein are also meant to include compounds that differ only in the presence of one or more isotopically enriched atoms. For example, compounds having the present structures except for the replacement of hydrogen by deuterium or tritium, or the replacement of a carbon by a ^{13}C - or ^{14}C -enriched carbon are within the scope of this invention. Such compounds are useful, for example, as analytical tools or probes in biological assays.

[0032] The following abbreviations are used:

| | |
|-----|-------------------|
| PG | protecting group |
| DMF | dimethylformamide |
| DCM | dichloromethane |
| Ac | acetyl |

| | |
|-------|--|
| Bu | butyl |
| Et | ethyl |
| THF | tetrahydrofuran |
| DMF | dimethylformamide |
| EtOAc | ethyl acetate |
| DMSO | dimethyl sulfoxide |
| MeCN | acetonitrile |
| PE | petroleum ether |
| TFA | trifluoroacetic acid |
| TCA | trichloroacetic acid |
| ATP | adenosine triphosphate |
| EtOH | ethanol |
| Ph | phenyl |
| Me | methyl |
| Et | ethyl |
| HEPES | 4-(2-hydroxyethyl)-1-piperazineethanesulfonic acid |
| BSA | bovine serum albumin |
| DTT | dithiothreitol |
| NMR | nuclear magnetic resonance |
| HPLC | high performance liquid chromatography |
| LCMS | liquid chromatography-mass spectrometry |
| TLC | thin layer chromatography |
| Rt | retention time |

[0033] In one embodiment of this invention, Q is C₆₋₁₀aryl or 5-10 membered heteroaryl containing 0-2 heteroatoms. In some embodiments, Q is optionally substituted phenyl, pyridyl, quinolinyl, isoquinolinyl, quinazolinyl, or benzoisothiazolyl.

[0034] In some embodiments, Q is substituted with 0-5 J^Q groups; in some embodiments, 0-3 J^Q groups; in some embodiments, 0-1 J^Q groups.

[0035] In some embodiments,

each J° is independently selected from CN, halo, C_{1-6} alkyl, C_{1-4} haloalkyl, $-OR^{\circ}$, $-N(R^{\circ})_2$, $-SR^{\circ}$, $-(C_{1-6}alkyl)-OR^{\circ}$, $-(C_{1-6}alkyl)-N(R^{\circ})_2$, $-(C_{1-6}alkyl)-SR^{\circ}$, $-(U)_m-(C_{6-10}aryl)$, $-(U)_m-(5-12\text{ membered heteroaryl})$, $-(U)_m-(3-12\text{ membered heterocyclyl})$, $-(U)_m-(C_{3-10}cycloaliphatic)$, $-C(O)OR^{\circ}$, $-NR^{\circ}COR^{\circ}$, $-COR^{\circ}$, $-CON(R^{\circ})_2$, $-SO_2R^{\circ}$, and $-SO_2N(R^{\circ})_2$;
 U is a C_{1-10} alkyl, wherein 0-1 methylene units are independently replaced by, $-NR^{\circ}-$, $-O-$, or $-S-$;
 m is 0 or 1.

[0036] In some embodiments, J° is CN, halo, C_{1-6} alkyl, C_{1-4} haloalkyl, $-OR^{\circ}$, $-N(R^{\circ})_2$, $-SR^{\circ}$, $-NH-(C_{1-6}alkyl)-(3-8\text{ membered heterocyclyl})$, $-O-(C_{1-6}alkyl)-(3-8\text{ membered heterocyclyl})$, $3-8\text{ membered heterocyclyl}$, $-C(O)OR^{\circ}$, $-NR^{\circ}COR^{\circ}$, $-COR^{\circ}$, $-CON(R^{\circ})_2$, $-SO_2R^{\circ}$, or $-SO_2N(R^{\circ})_2$; wherein each J° is optionally and independently substituted with 0-5 R^X . In some embodiments, J° is $-N(R^{\circ})_2$, OR° , or optionally substituted 5-8 membered heterocyclyl. In certain embodiments, J° is an optionally substituted group selected from piperidinyl, piperazinyl, and pyrrolidinyl.

[0037] In some embodiments, each J° is optionally and independently substituted with 0-5 R^X ; in other embodiments, 0-3 R^X ; in yet other embodiments, 0-1 R^X .

[0038] In some embodiments of this invention, R^X is selected from H, methyl, ethyl, n-propyl, isopropyl, cyclopropyl, sec-butyl, n-butyl, t-butyl, halogen, NO_2 , CN, NH_2 , $NH(C_{1-4}aliphatic)$, $N(C_{1-4}aliphatic)_2$, OH, $O(C_{1-4}aliphatic)$, CO_2H , OCF_3 , CF_3 , $COCH_3$, $-(C_{1-4}alkyl)_{0-1}-O(C_{1-4}alkyl)$, $-(C_{1-4}alkyl)_{0-1}-O(C_{1-4}alkyl)OH$, $-(C_{1-4}alkyl)_{0-1}-NH(C_{1-4}alkyl)$, $-(C_{1-4}alkyl)_{0-1}-N(C_{1-4}alkyl)_2$, $-(C_{1-4}alkyl)_{0-1}-NH_2$, and $-(C_{1-4}alkyl)_{0-1}-(3-7\text{ membered heterocyclyl})$.

[0039] In some embodiments, each R^X is optionally and independently substituted with 0-5 J° ; in some embodiments, 0-3 J° ; in some embodiments, 0-1 J° .

[0040] In other embodiments, R° is selected from H, methyl, ethyl, n-propyl, isopropyl, cyclopropyl, sec-butyl, n-butyl, t-butyl, COCH_3 , $-(\text{C}_{1-4}\text{alkyl})-\text{O}(\text{C}_{1-4}\text{alkyl})$, $-(\text{C}_{1-4}\text{alkyl})-\text{O}(\text{C}_{1-4}\text{alkyl})\text{OH}$, $-(\text{C}_{1-4}\text{alkyl})-\text{NH}(\text{C}_{1-4}\text{alkyl})$, $-(\text{C}_{1-4}\text{alkyl})-\text{N}(\text{C}_{1-4}\text{alkyl})_2$, $-(\text{C}_{1-4}\text{alkyl})-\text{NH}_2$, and $-(\text{C}_{1-4}\text{alkyl})_{0-1}$ - (3-7 membered heterocyclyl).

[0041] In some embodiments, each R° is optionally and independently substituted with 0-5 J° ; in some embodiments, 0-3 J° ; in some embodiments, 0-1 J° ;

[0042] In some embodiments, each R^3 and R^4 is independently H. In certain embodiments, R^3 and R^4 are both H.

[0043] In some embodiments of this invention, R^2 is 5-8 membered monocyclyl. In some embodiments, R^2 is C_{3-8} cycloaliphatic. In other embodiments, R^2 is a 5-6 membered aryl or heteroaryl ring. In yet other embodiments, R^2 is an optionally substituted 6-membered aryl or 6-membered heteroaryl ring having 0-2 nitrogen atoms. In certain embodiments, R^2 is a phenyl, pyridyl, pyrazinyl, or pyrimidyl ring. In some embodiments, R^2 is a phenyl, 3-pyridyl, 4-pyridyl, pyrazinyl, 2,4-pyrimidyl, or 3,5-pyrimidyl ring.

[0044] In certain embodiments, R^2 is optionally substituted with 0-5 J^{R2} ; in some embodiments, 0-3 J^{R2} ; in some embodiments, 0-1 J^{R2} .

[0045] In some embodiments of this invention, J^{R2} is selected from halo, oxo, C_{1-6} alkyl, C_{6-10} aryl, $-\text{C}_{1-6}$ alkyl- C_{6-10} aryl, 5-10 membered heteroaryl, $-\text{C}_{1-6}$ alkyl-(5-10 membered heteroaryl), 3-10 membered heterocyclyl, $-\text{C}_{1-6}$ alkyl-(3-10 membered heterocyclyl), C_{1-4} haloalkyl, $-\text{OR}^{\circ}$, $-\text{N}(\text{R}^{\circ})_2$, $-\text{SR}^{\circ}$, NO_2 , CN , $-(\text{C}_{1-6}\text{alkyl})-\text{OR}^{\circ}$, $-(\text{C}_{1-6}\text{alkyl})-\text{N}(\text{R}^{\circ})_2$, $-(\text{C}_{1-6}\text{alkyl})-\text{SR}^{\circ}$, $-\text{C}(\text{O})\text{OR}^{\circ}$, $-\text{NR}^{\circ}\text{COR}^{\circ}$, $-\text{COR}^{\circ}$, $-\text{CON}(\text{R}^{\circ})_2$, $-\text{SO}_2\text{R}^{\circ}$, $-\text{SO}_2\text{N}(\text{R}^{\circ})_2$, or C_{1-6} alkylidene chain wherein up to three methylene units of the chain are independently replaced by, $-\text{NR}^{\circ}-$, $-\text{O}-$, $-\text{S}-$, $-\text{SO}-$, SO_2- , or $-\text{CO}-$ in a chemically stable arrangement; each J^{R2} is independently and optionally substituted with 0-5 R° . In

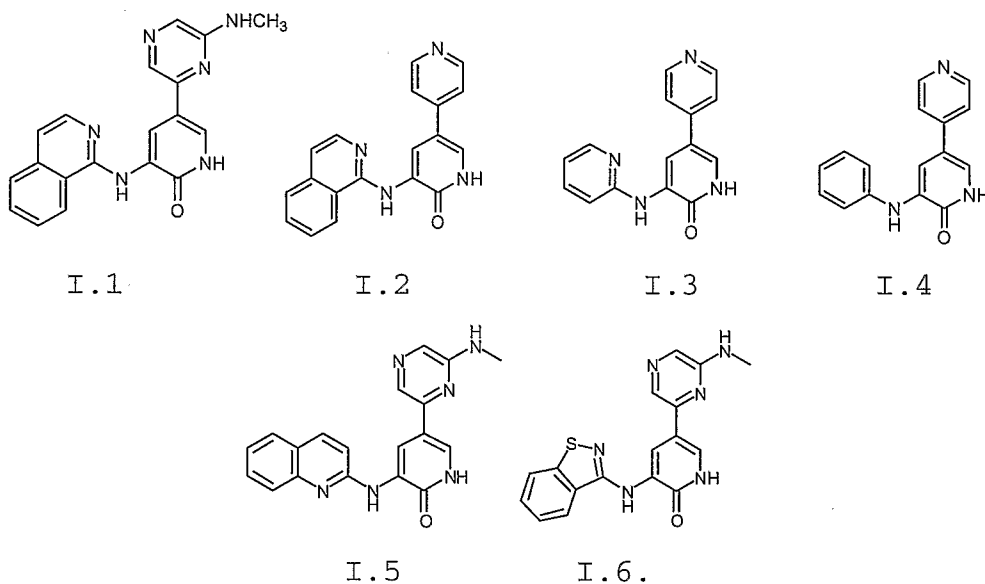
some embodiments, J^{R2} is selected from $-OR^{\circ}$, $-N(R^{\circ})_2$, $-SR^{\circ}$, $-(C_{1-6}alkyl)-OR^{\circ}$, $-(C_{1-6}alkyl)-N(R^{\circ})_2$, or $-(C_{1-6}alkyl)-SR^{\circ}$; wherein each J^{R2} is independently and optionally substituted with 0-5 R° .

[0046] In some embodiments, each J^{R2} is independently and optionally substituted with 0-5 R^X ; in some embodiments, 0-3 R^X ; in some embodiments, 0-1 R^X .

[0047] In some embodiments, the variables are as depicted in the compounds of Table 1.

[0048] In one embodiment, the invention consists of compounds shown in Table 1.

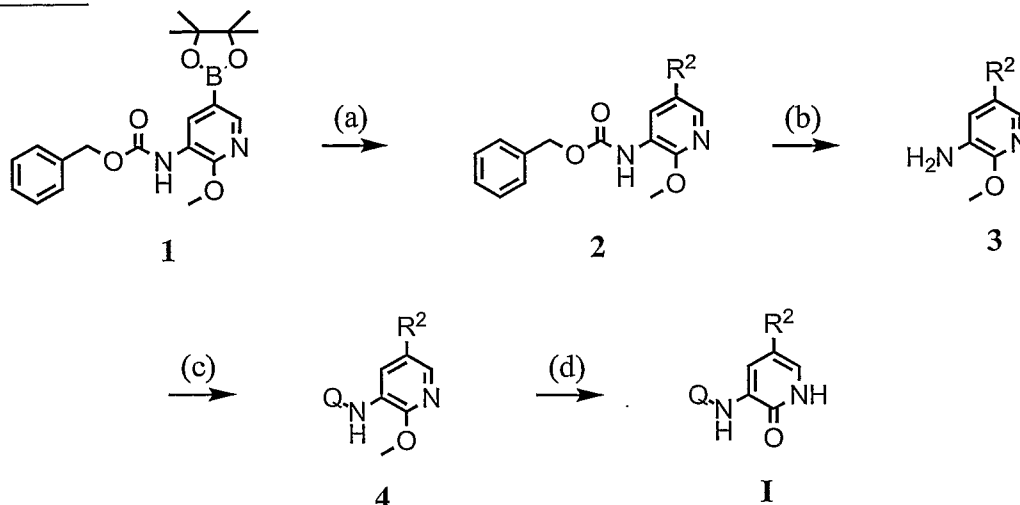
Table 1



General synthetic methodology

[0049] The compounds of this invention may be prepared in general by methods such as those depicted in the general schemes below, and the preparative examples that follow.

Scheme 1

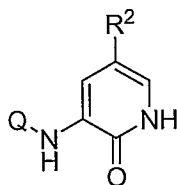


Reagents and conditions: (a) $\text{R}^2\text{-Hal}$, bis(dibenzylidene acetone)palladium, PtBu_3 , Na_2CO_3 , DMF, 80°C ; (b) Et_3SiH , Et_3N , PdCl_2 , DCM, r.t. ; (c) Q-Hal , $\text{Pd}(\text{OAc})_2$, Josiphos, tBuONa , DME, 90°C ; (d) pyridinium hydrochloride, 150°C .

[0050] Scheme 1 above shows a general synthetic route that is used for preparing the compounds **I** of this invention where Q and R^2 are as described herein. Compounds of formula **I** can be prepared from intermediates **1** (described in the examples section). The formation of derivatives **2** is achieved by treating the boronic ester derivatives **1** with a halide in the presence of palladium as a catalyst by using the Suzuki coupling methods that are well known in the art. The reaction is amenable to a variety of substituted halides $\text{R}^2\text{-Hal}$. Deprotection of **2** with triethylsilane leads to the formation of **3** which can be reacted with an aryl halide to give compounds **4**, using Buchwald coupling methods that are well known in the art. The reaction is amenable to a variety of aryl halides Q-Hal . Deprotection of **4** in acidic conditions leads to the formation of **I**.

[0051] Accordingly, this invention also provides a process for preparing a compound of this invention.

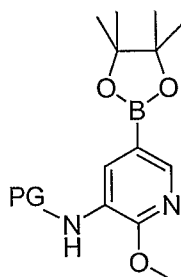
[0052] One embodiment of this invention provides a process for preparing a compound of formula I:



I

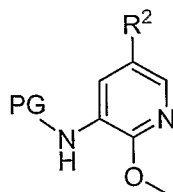
wherein Q and R² are as defined herein comprising

a) Reacting a compound of formula 1



1;

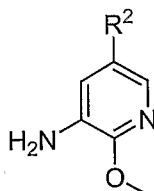
wherein PG is a suitable nitrogen protecting group; with R²-hal, wherein R² is as defined herein and hal is halogen; to form a compound of formula 2;



2;

wherein R² and PG are as defined herein;

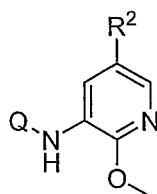
b) deprotecting the compound of formula 2 under suitable nitrogen deprotection conditions to form a compound of formula 3;



3;

wherein R² is as defined herein;

- c) coupling the compound of formula 3 to Q-hal under suitable nitrogen-aryl coupling conditions to form a compound of formula 4;



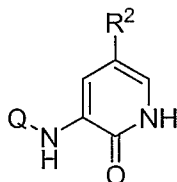
4;

wherein R² and Q are as defined herein;

- d) heating the compound of formula 4 in the presence of pyridinium hydrochloride (or other oxidation conditions known to one skilled in the art) to form the compound of formula I.

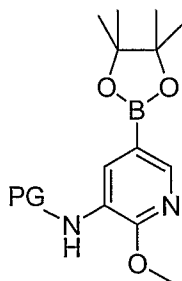
[0053] Suitable nitrogen protecting groups, nitrogen protection conditions, and nitrogen deprotection conditions are known to those skilled in the art. Examples include, but are not limited to, those detailed in Greene, T.W., Wuts, P. G in "Protective Groups in Organic Synthesis", Third Edition, John Wiley & Sons, New York: 1999.

[0054] Another embodiment of this invention provides a process for preparing a compound of formula I:



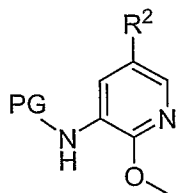
I

wherein Q and R² are as defined herein comprising reacting a compound of formula 1;



1;

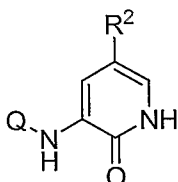
wherein PG is a suitable nitrogen protecting group;
with R²-hal, wherein R² is as defined herein and hal is
halogen; under suitable coupling conditions to form a
compound of formula 2;



2;

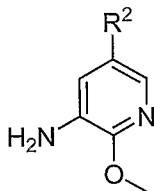
wherein R² and PG are as defined herein.

[0055] Yet another embodiment of this invention provide a
process for preparing a compound of formula I:



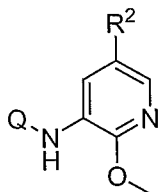
I

wherein Q and R² are as defined herein;
comprising coupling a compound of formula 3;



3;

to Q-hal under suitable nitrogen-aryl coupling
conditions to form a compound of formula 4;



4;

wherein R² and Q are as defined herein.

[0056] Suitable nitrogen-aryl coupling conditions are known
to those skilled in the art. These conditions usually

involve a palladium catalyst, a base, and a solvent. Examples include, but are not limited to, the Buchwald-Hartwig reaction and variations of it, (Pd catalyst and base), and the Ullman reaction (CuI, catalyst, and base). Suitable coupling conditions are also known to one of skill in the art, and typically involve a palladium catalyst, a base, and a solvent. Examples include, but are not limited to, Suzuki couplings.

Pharmaceutical Compositions

[0057] As discussed above, the present invention provides compounds that are inhibitors of protein kinases, and thus the present compounds are useful for the treatment of diseases, disorders, and conditions including, but not limited to an autoimmune, inflammatory, proliferative, or hyperproliferative disease or an immunologically-mediated disease. Accordingly, in another aspect of the present invention, pharmaceutically acceptable compositions are provided, wherein these compositions comprise any of the compounds as described herein, and optionally comprise a pharmaceutically acceptable carrier, adjuvant or vehicle. In certain embodiments, these compositions optionally further comprise one or more additional therapeutic agents.

[0058] It will also be appreciated that certain of the compounds of present invention can exist in free form for treatment, or where appropriate, as a pharmaceutically acceptable derivative thereof. According to the present invention, a pharmaceutically acceptable derivative includes, but is not limited to, pharmaceutically acceptable salts, esters, salts of such esters, or any other adduct or derivative or salt thereof which upon administration to a patient in need is capable of providing, directly or indirectly, a compound as otherwise described herein, or a metabolite or residue thereof.

[0059] As used herein, the term "pharmaceutically acceptable salt" refers to those salts which are, within the scope of sound medical judgment, suitable for use in contact with the tissues of humans and lower animals without undue toxicity, irritation, allergic response and the like, and are commensurate with a reasonable benefit/risk ratio. A "pharmaceutically acceptable salt" means any non-toxic salt or salt of an ester of a compound of this invention that, upon administration to a recipient, is capable of providing, either directly or indirectly, a compound of this invention or an inhibitorily active metabolite or residue thereof. As used herein, the term "inhibitorily active metabolite or residue thereof" means that a metabolite or residue thereof is also an inhibitor of a Tec family (e.g., Tec, Btk, Itk/Emt/Tsk, Bmx, Txk/Rlk) protein kinases kinase.

[0060] Pharmaceutically acceptable salts are well known in the art. For example, S. M. Berge *et al.*, describe pharmaceutically acceptable salts in detail in *J. Pharmaceutical Sciences*, **1977**, *66*, 1-19, incorporated herein by reference. Pharmaceutically acceptable salts of the compounds of this invention include those derived from suitable inorganic and organic acids and bases. Examples of pharmaceutically acceptable, nontoxic acid addition salts are salts of an amino group formed with inorganic acids such as hydrochloric acid, hydrobromic acid, phosphoric acid, sulfuric acid and perchloric acid or with organic acids such as acetic acid, oxalic acid, maleic acid, tartaric acid, citric acid, succinic acid or malonic acid or by using other methods used in the art such as ion exchange. Other pharmaceutically acceptable salts include adipate, alginate, ascorbate, aspartate, benzenesulfonate, benzoate, bisulfate, borate, butyrate, camphorate, camphorsulfonate, citrate, cyclopentanepropionate, digluconate, dodecylsulfate, ethanesulfonate, formate, fumarate, glucoheptonate,

glycerophosphate, gluconate, hemisulfate, heptanoate, hexanoate, hydroiodide, 2-hydroxy-ethanesulfonate, lactobionate, lactate, laurate, lauryl sulfate, malate, maleate, malonate, methanesulfonate, 2-naphthalenesulfonate, nicotinate, nitrate, oleate, oxalate, palmitate, pamoate, pectinate, persulfate, 3-phenylpropionate, phosphate, picrate, pivalate, propionate, stearate, succinate, sulfate, tartrate, thiocyanate, p-toluenesulfonate, undecanoate, valerate salts, and the like. Salts derived from appropriate bases include alkali metal, alkaline earth metal, ammonium and $N^+(C_{1-4}alkyl)_4$ salts. This invention also envisions the quaternization of any basic nitrogen-containing groups of the compounds disclosed herein. Water or oil-soluble or dispersible products may be obtained by such quaternization. Representative alkali or alkaline earth metal salts include sodium, lithium, potassium, calcium, magnesium, and the like. Further pharmaceutically acceptable salts include, when appropriate, nontoxic ammonium, quaternary ammonium, and amine cations formed using counterions such as halide, hydroxide, carboxylate, sulfate, phosphate, nitrate, loweralkyl sulfonate and aryl sulfonate.

[0061] As described above, the pharmaceutically acceptable compositions of the present invention additionally comprise a pharmaceutically acceptable carrier, adjuvant, or vehicle, which, as used herein, includes any and all solvents, diluents, or other liquid vehicle, dispersion or suspension aids, surface active agents, isotonic agents, thickening or emulsifying agents, preservatives, solid binders, lubricants and the like, as suited to the particular dosage form desired. Remington's Pharmaceutical Sciences, Sixteenth Edition, E. W. Martin (Mack Publishing Co., Easton, Pa., 1980) discloses various carriers used in formulating pharmaceutically acceptable compositions and known techniques for the preparation thereof. Except insofar as

any conventional carrier medium is incompatible with the compounds of the invention, such as by producing any undesirable biological effect or otherwise interacting in a deleterious manner with any other component(s) of the pharmaceutically acceptable composition, its use is contemplated to be within the scope of this invention. Some examples of materials which can serve as pharmaceutically acceptable carriers include, but are not limited to, ion exchangers, alumina, aluminum stearate, lecithin, serum proteins, such as human serum albumin, buffer substances such as phosphates, glycine, sorbic acid, or potassium sorbate, partial glyceride mixtures of saturated vegetable fatty acids, water, salts or electrolytes, such as protamine sulfate, disodium hydrogen phosphate, potassium hydrogen phosphate, sodium chloride, zinc salts, colloidal silica, magnesium trisilicate, polyvinyl pyrrolidone, polyacrylates, waxes, polyethylene-polyoxypropylene-block polymers, wool fat, sugars such as lactose, glucose and sucrose; starches such as corn starch and potato starch; cellulose and its derivatives such as sodium carboxymethyl cellulose, ethyl cellulose and cellulose acetate; powdered tragacanth; malt; gelatin; talc; excipients such as cocoa butter and suppository waxes; oils such as peanut oil, cottonseed oil; safflower oil; sesame oil; olive oil; corn oil and soybean oil; glycols; such a propylene glycol or polyethylene glycol; esters such as ethyl oleate and ethyl laurate; agar; buffering agents such as magnesium hydroxide and aluminum hydroxide; alginic acid; pyrogen-free water; isotonic saline; Ringer's solution; ethyl alcohol, and phosphate buffer solutions, as well as other non-toxic compatible lubricants such as sodium lauryl sulfate and magnesium stearate, as well as coloring agents, releasing agents, coating agents, sweetening, flavoring and perfuming agents,

preservatives and antioxidants can also be present in the composition, according to the judgment of the formulator.

[0062] The pharmaceutically acceptable compositions of this invention can be administered to humans and other animals orally, rectally, parenterally, intracisternally, intravaginally, intraperitoneally, topically (as by powders, ointments, or drops), buccally, as an oral or nasal spray, or the like, depending on the severity of the infection being treated. In certain embodiments, the compounds of the invention may be administered orally or parenterally at dosage levels of about 0.01 mg/kg to about 50 mg/kg and preferably from about 1 mg/kg to about 25 mg/kg, of subject body weight per day, one or more times a day, to obtain the desired therapeutic effect.

[0063] Liquid dosage forms for oral administration include, but are not limited to, pharmaceutically acceptable emulsions, microemulsions, solutions, suspensions, syrups and elixirs. In addition to the active compounds, the liquid dosage forms may contain inert diluents commonly used in the art such as, for example, water or other solvents, solubilizing agents and emulsifiers such as ethyl alcohol, isopropyl alcohol, ethyl carbonate, ethyl acetate, benzyl alcohol, benzyl benzoate, propylene glycol, 1,3-butylene glycol, dimethylformamide, oils (in particular, cottonseed, groundnut, corn, germ, olive, castor, and sesame oils), glycerol, tetrahydrofurfuryl alcohol, polyethylene glycols and fatty acid esters of sorbitan, and mixtures thereof. Besides inert diluents, the oral compositions can also include adjuvants such as wetting agents, emulsifying and suspending agents, sweetening, flavoring, and perfuming agents.

[0064] Injectable preparations, for example, sterile injectable aqueous or oleaginous suspensions may be formulated according to the known art using suitable

dispersing or wetting agents and suspending agents. The sterile injectable preparation may also be a sterile injectable solution, suspension or emulsion in a nontoxic parenterally acceptable diluent or solvent, for example, as a solution in 1,3-butanediol. Among the acceptable vehicles and solvents that may be employed are water, Ringer's solution, U.S.P. and isotonic sodium chloride solution. In addition, sterile, fixed oils are conventionally employed as a solvent or suspending medium. For this purpose any bland fixed oil can be employed including synthetic mono- or diglycerides. In addition, fatty acids such as oleic acid are used in the preparation of injectables.

[0065] The injectable formulations can be sterilized, for example, by filtration through a bacterial-retaining filter, or by incorporating sterilizing agents in the form of sterile solid compositions which can be dissolved or dispersed in sterile water or other sterile injectable medium prior to use.

[0066] In order to prolong the effect of a compound of the present invention, it is often desirable to slow the absorption of the compound from subcutaneous or intramuscular injection. This may be accomplished by the use of a liquid suspension of crystalline or amorphous material with poor water solubility. The rate of absorption of the compound then depends upon its rate of dissolution that, in turn, may depend upon crystal size and crystalline form. Alternatively, delayed absorption of a parenterally administered compound form is accomplished by dissolving or suspending the compound in an oil vehicle. Injectable depot forms are made by forming microcapsule matrices of the compound in biodegradable polymers such as polylactide-polyglycolide. Depending upon the ratio of compound to polymer and the nature of the particular polymer employed, the rate of compound release can be controlled. Examples of

other biodegradable polymers include poly(orthoesters) and poly(anhydrides). Depot injectable formulations are also prepared by entrapping the compound in liposomes or microemulsions that are compatible with body tissues.

[0067] Compositions for rectal or vaginal administration are preferably suppositories which can be prepared by mixing the compounds of this invention with suitable non-irritating excipients or carriers such as cocoa butter, polyethylene glycol or a suppository wax which are solid at ambient temperature but liquid at body temperature and therefore melt in the rectum or vaginal cavity and release the active compound.

[0068] Solid dosage forms for oral administration include capsules, tablets, pills, powders, and granules. In such solid dosage forms, the active compound is mixed with at least one inert, pharmaceutically acceptable excipient or carrier such as sodium citrate or dicalcium phosphate and/or a) fillers or extenders such as starches, lactose, sucrose, glucose, mannitol, and silicic acid, b) binders such as, for example, carboxymethylcellulose, alginates, gelatin, polyvinylpyrrolidinone, sucrose, and acacia, c) humectants such as glycerol, d) disintegrating agents such as agar--agar, calcium carbonate, potato or tapioca starch, alginic acid, certain silicates, and sodium carbonate, e) solution retarding agents such as paraffin, f) absorption accelerators such as quaternary ammonium compounds, g) wetting agents such as, for example, cetyl alcohol and glycerol monostearate, h) absorbents such as kaolin and bentonite clay, and i) lubricants such as talc, calcium stearate, magnesium stearate, solid polyethylene glycols, sodium lauryl sulfate, and mixtures thereof. In the case of capsules, tablets and pills, the dosage form may also comprise buffering agents.

[0069] Solid compositions of a similar type may also be employed as fillers in soft and hard-filled gelatin capsules using such excipients as lactose or milk sugar as well as high molecular weight polyethylene glycols and the like. The solid dosage forms of tablets, dragees, capsules, pills, and granules can be prepared with coatings and shells such as enteric coatings and other coatings well known in the pharmaceutical formulating art. They may optionally contain opacifying agents and can also be of a composition that they release the active ingredient(s) only, or preferentially, in a certain part of the intestinal tract, optionally, in a delayed manner. Examples of embedding compositions that can be used include polymeric substances and waxes. Solid compositions of a similar type may also be employed as fillers in soft and hard-filled gelatin capsules using such excipients as lactose or milk sugar as well as high molecular weight polyethylene glycols and the like.

[0070] The active compounds can also be in microencapsulated form with one or more excipients as noted above. The solid dosage forms of tablets, dragees, capsules, pills, and granules can be prepared with coatings and shells such as enteric coatings, release controlling coatings and other coatings well known in the pharmaceutical formulating art. In such solid dosage forms the active compound may be admixed with at least one inert diluent such as sucrose, lactose or starch. Such dosage forms may also comprise, as is normal practice, additional substances other than inert diluents, e.g., tableting lubricants and other tableting aids such as magnesium stearate and microcrystalline cellulose. In the case of capsules, tablets and pills, the dosage forms may also comprise buffering agents. They may optionally contain opacifying agents and can also be of a composition that they release the active ingredient(s) only, or preferentially, in a certain part of the intestinal

tract, optionally, in a delayed manner. Examples of embedding compositions that can be used include polymeric substances and waxes.

[0071] Dosage forms for topical or transdermal administration of a compound of this invention include ointments, pastes, creams, lotions, gels, powders, solutions, sprays, inhalants or patches. The active component is admixed under sterile conditions with a pharmaceutically acceptable carrier and any needed preservatives or buffers as may be required. Ophthalmic formulation, eardrops, and eye drops are also contemplated as being within the scope of this invention. Additionally, the present invention contemplates the use of transdermal patches, which have the added advantage of providing controlled delivery of a compound to the body. Such dosage forms can be made by dissolving or dispensing the compound in the proper medium. Absorption enhancers can also be used to increase the flux of the compound across the skin. The rate can be controlled by either providing a rate controlling membrane or by dispersing the compound in a polymer matrix or gel.

Methods of Treatment

[0072] As described generally above, the compounds of the invention are useful as inhibitors of protein kinases. In one embodiment, the compounds and compositions of the invention are inhibitors of one or more of Tec family (e.g., Tec, Btk, Itk/Emt/Tsk, Bmx, Txk/Rlk) kinase, and thus, the compounds and compositions are particularly useful for treating or lessening the severity of a disease, condition, or disorder where activation of one or more of a Tec family (e.g., Tec, Btk, Itk/Emt/Tsk, Bmx, Txk/Rlk) kinase is implicated in the disease, condition, or disorder. When activation of Tec family (e.g., Tec, Btk, Itk/Emt/Tsk, Bmx, Txk/Rlk) is implicated in a particular disease, condition,

or disorder, the disease, condition, or disorder may also be referred to as a "Tec family (e.g., Tec, Btk, Itk/Emt/Tsk, Bmx, Txk/Rlk)-mediated disease" or disease symptom.

[0073] Accordingly, in another aspect, the present invention provides a method for treating or lessening the severity of a disease, condition, or disorder where activation or one or more of Tec family (e.g., Tec, Btk, Itk/Emt/Tsk, Bmx, Txk/Rlk) is implicated in the disease state.

[0074] In yet another aspect, a method for the treatment or lessening the severity of a Tec family (e.g., Tec, Btk, Itk/Emt/Tsk, Bmx, Txk/Rlk)-mediated diseases is provided comprising administering an effective amount of a compound, or a pharmaceutically acceptable composition comprising a compound to a subject in need thereof. In some embodiments, said Tec-family-mediated disease is an Itk-mediated disease. In certain embodiments of the present invention an "effective amount" of the compound or pharmaceutically acceptable composition is that amount effective for a Tec family (e.g., Tec, Btk, Itk/Emt/Tsk, Bmx, Txk/Rlk)-mediated disease. The compounds and compositions, according to the method of the present invention, may be administered using any amount and any route of administration effective for treating or lessening the severity of a Tec family (e.g., Tec, Btk, Itk/Emt/Tsk, Bmx, Txk/Rlk)-mediated disease.

[0075] The exact amount required will vary from subject to subject, depending on the species, age, and general condition of the subject, the severity of the infection, the particular agent, its mode of administration, and the like. The compounds of the invention are preferably formulated in dosage unit form for ease of administration and uniformity of dosage. The expression "dosage unit form" as used herein refers to a physically discrete unit of agent appropriate for the patient to be treated. It will be understood,

however, that the total daily usage of the compounds and compositions of the present invention will be decided by the attending physician within the scope of sound medical judgment. The specific effective dose level for any particular patient or organism will depend upon a variety of factors including the disorder being treated and the severity of the disorder; the activity of the specific compound employed; the specific composition employed; the age, body weight, general health, sex and diet of the patient; the time of administration, route of administration, and rate of excretion of the specific compound employed; the duration of the treatment; drugs used in combination or coincidental with the specific compound employed, and like factors well known in the medical arts. The term "patient", as used herein, means an animal, preferably a mammal, and most preferably a human.

[0076] The term "Tec family tyrosine kinases-mediated condition", as used herein means any disease or other deleterious condition in which Tec family kinases are known to play a role. Such conditions include, without limitation, autoimmune, inflammatory, proliferative, and hyperproliferative diseases and immunologically mediated diseases including rejection of transplanted organs or tissues and Acquired Immunodeficiency Syndrome (AIDS).

[0077] For example, Tec family tyrosine kinases -mediated conditions include diseases of the respiratory tract including, without limitation, reversible obstructive airways diseases including asthma, such as bronchial, allergic, intrinsic, extrinsic and dust asthma, particularly chronic or inveterate asthma (e.g. late asthma airways hyper-responsiveness) and bronchitis. Additionally, Tec family tyrosine kinases diseases include, without limitation, those conditions characterised by inflammation of the nasal mucus membrane, including acute rhinitis,

allergic, atrophic rhinitis and chronic rhinitis including rhinitis caseosa, hypertrophic rhinitis, rhinitis purulenta, rhinitis sicca and rhinitis medicamentosa; membranous rhinitis including croupous, fibrinous and pseudomembranous rhinitis and scrofulous rhinitis, seasonal rhinitis including rhinitis nervosa (hay fever) and vasomotor rhinitis, sarcoidosis, farmer's lung and related diseases, fibroid lung and idiopathic interstitial pneumonia.

[0078] Tec family tyrosine kinases -mediated conditions also include diseases of the bone and joints including, without limitation, (pannus formation in) rheumatoid arthritis, seronegative spondyloarthropathis (including ankylosing spondylitis, psoriatic arthritis and Reiter's disease), Behcet's disease, Sjogren's syndrome, and systemic sclerosis.

[0079] Tec family kinases-mediated conditions also include diseases and disorders of the skin, including, without limitation, psoriasis, systemic sclerosis, atopic dermatitis, contact dermatitis and other eczematous dermatitis, seborrhoetic dermatitis, Lichen planus, Pemphigus, bullous Pemphigus, epidermolysis bullosa, urticaria, angiodermas, vasculitides, erythemas, cutaneous eosinophilias, uveitis, Alopecia, areata and vernal conjunctivitis.

[0080] Tec family tyrosine kinases-mediated conditions also include diseases and disorders of the gastrointestinal tract, including, without limitation, Coeliac disease, proctitis, eosinophilic gastro-enteritis, mastocytosis, pancreatitis, Crohn's disease, ulcerative colitis, food-related allergies which have effects remote from the gut, e.g. migraine, rhinitis and eczema.

[0081] Tec family tyrosine kinases-mediated conditions also include those diseases and disorders of other tissues and systemic disease, including, without limitation, multiple

sclerosis, atherosclerosis, acquired immunodeficiency syndrome (AIDS), lupus erythematosus, systemic lupus, erythematosus, Hashimoto's thyroiditis, myasthenia gravis, type I diabetes, nephrotic syndrome, eosinophilia fasciitis, hyper IgE syndrome, lepromatous leprosy, Sezary syndrome and idiopathic thrombocytopenia purpura, restenosis following angioplasty, tumours (for example leukemia, lymphomas), arteriosclerosis, and systemic lupus erythematosus.

[0082] Tec family tyrosine kinases-mediated conditions also include allograft rejection including, without limitation, acute and chronic allograft rejection following for example transplantation of kidney, heart, liver, lung, bone marrow, skin and cornea; and chronic graft versus host disease.

Combination Therapies

[0083] It will also be appreciated that the compounds and pharmaceutically acceptable compositions of the present invention can be employed in combination therapies, that is, the compounds and pharmaceutically acceptable compositions can be administered concurrently with, prior to, or subsequent to, one or more other desired therapeutics or medical procedures. The particular combination of therapies (therapeutics or procedures) to employ in a combination regimen will take into account compatibility of the desired therapeutics and/or procedures and the desired therapeutic effect to be achieved. It will also be appreciated that the therapies employed may achieve a desired effect for the same disorder (for example, an inventive compound may be administered concurrently with another agent used to treat the same disorder), or they may achieve different effects (e.g., control of any adverse effects). As used herein, additional therapeutic agents that are normally administered to treat or prevent a particular disease, or condition, are known as "appropriate for the disease, or condition, being treated".

[0084] For example, chemotherapeutic agents or other anti-proliferative agents may be combined with the compounds of this invention to treat proliferative diseases and cancer. Examples of known chemotherapeutic agents include, but are not limited to, For example, other therapies or anticancer agents that may be used in combination with the inventive anticancer agents of the present invention include surgery, radiotherapy (in but a few examples, gamma.-radiation, neutron beam radiotherapy, electron beam radiotherapy, proton therapy, brachytherapy, and systemic radioactive isotopes, to name a few), endocrine therapy, biologic response modifiers (interferons, interleukins, and tumor necrosis factor (TNF) to name a few), hyperthermia and cryotherapy, agents to attenuate any adverse effects (e.g., antiemetics), and other approved chemotherapeutic drugs, including, but not limited to, alkylating drugs (mechlorethamine, chlorambucil, Cyclophosphamide, Melphalan, Ifosfamide), antimetabolites (Methotrexate), purine antagonists and pyrimidine antagonists (6-Mercaptopurine, 5-Fluorouracil, Cytarabine, Gemcitabine), spindle poisons (Vinblastine, Vincristine, Vinorelbine, Paclitaxel), podophyllotoxins (Etoposide, Irinotecan, Topotecan), antibiotics (Doxorubicin, Bleomycin, Mitomycin), nitrosoureas (Carmustine, Lomustine), inorganic ions (Cisplatin, Carboplatin), enzymes (Asparaginase), and hormones (Tamoxifen, Leuprolide, Flutamide, and Megestrol), Gleevec™, adriamycin, dexamethasone, and cyclophosphamide. For a more comprehensive discussion of updated cancer therapies see, <http://www.nci.nih.gov/>, a list of the FDA approved oncology drugs at <http://www.fda.gov/cder/cancer/druglistframe.htm>, and The Merck Manual, Seventeenth Ed. 1999, the entire contents of which are hereby incorporated by reference.

[0085] Other examples of agents the inhibitors of this invention may also be combined with include, without limitation: treatments for Alzheimer's Disease such as Aricept® and Exelon®; treatments for Parkinson's Disease, such as L-DOPA/carbidopa, entacapone, ropinrole, pramipexole, bromocriptine, pergolide, trihexephendyl, and amantadine; agents for treating Multiple Sclerosis (MS) such as beta interferon (e.g., Avonex® and Rebif®), Copaxone®, and mitoxantrone; treatments for asthma such as albuterol and Singulair®; agents for treating schizophrenia such as zyprexa, risperdal, seroquel, and haloperidol; anti-inflammatory agents such as corticosteroids, TNF blockers, IL-1 RA, azathioprine, cyclophosphamide, and sulfasalazine; immunomodulatory and immunosuppressive agents such as cyclosporin, tacrolimus, rapamycin, mycophenolate mofetil, interferons, corticosteroids, cyclophosphamide, azathioprine, and sulfasalazine; neurotrophic factors such as acetylcholinesterase inhibitors, MAO inhibitors, interferons, anti-convulsants, ion channel blockers, riluzole, and anti-Parkinsonian agents; agents for treating cardiovascular disease such as beta-blockers, ACE inhibitors, diuretics, nitrates, calcium channel blockers, and statins; agents for treating liver disease such as corticosteroids, cholestyramine, interferons, and anti-viral agents; agents for treating blood disorders such as corticosteroids, anti-leukemic agents, and growth factors; and agents for treating immunodeficiency disorders such as gamma globulin.

[0086] The amount of additional therapeutic agent present in the compositions of this invention will be no more than the amount that would normally be administered in a composition comprising that therapeutic agent as the only active agent. Preferably the amount of additional therapeutic agent in the presently disclosed compositions will range from about 50%

to 100% of the amount normally present in a composition comprising that agent as the only therapeutically active agent.

Medical Devices

[0087] The compounds of this invention or pharmaceutically acceptable compositions thereof may also be incorporated into compositions for coating implantable medical devices, such as prostheses, artificial valves, vascular grafts, stents and catheters. Accordingly, the present invention, in another aspect, includes a composition for coating an implantable device comprising a compound of the present invention as described generally above, and in classes and subclasses herein, and a carrier suitable for coating said implantable device. In still another aspect, the present invention includes an implantable device coated with a composition comprising a compound of the present invention as described generally above, and in classes and subclasses herein, and a carrier suitable for coating said implantable device.

[0088] Vascular stents, for example, have been used to overcome restenosis (re-narrowing of the vessel wall after injury). However, patients using stents or other implantable devices risk clot formation or platelet activation. These unwanted effects may be prevented or mitigated by pre-coating the device with a pharmaceutically acceptable composition comprising a kinase inhibitor. Suitable coatings and the general preparation of coated implantable devices are described in US Patents 6,099,562; 5,886,026; and 5,304,121. The coatings are typically biocompatible polymeric materials such as a hydrogel polymer, polymethyldisiloxane, polycaprolactone, polyethylene glycol, polylactic acid, ethylene vinyl acetate, and mixtures thereof. The coatings may optionally be further covered by a suitable topcoat of fluorosilicone,

polysaccharides, polyethylene glycol, phospholipids or combinations thereof to impart controlled release characteristics in the composition.

In vitro Uses

[0089] The activity of a compound utilized in this invention as an inhibitor of a Tec family (e.g., Tec, Btk, Itk/Emt/Tsk, Bmx, Txk/Rlk) kinase may be assayed *in vitro*, *in vivo* or in a cell line. *In vitro* assays include assays that determine inhibition of either the phosphorylation activity or ATPase activity of activated Tec family (e.g., Tec, Btk, Itk/Emt/Tsk, Bmx, Txk/Rlk) kinase. Alternate *in vitro* assays quantitate the ability of the inhibitor to bind to a Tec family (e.g., Tec, Btk, Itk/Emt/Tsk, Bmx, Txk/Rlk) kinase. Inhibitor binding may be measured by radiolabelling the inhibitor prior to binding, isolating the inhibitor/Tec family (e.g., Tec, Btk, Itk/Emt/Tsk, Bmx, Txk/Rlk), complex and determining the amount of radiolabel bound.

Alternatively, inhibitor binding may be determined by running a competition experiment where new inhibitors are incubated with a Tec family (e.g., Tec, Btk, Itk/Emt/Tsk, Bmx, Txk/Rlk) kinase bound to known radioligands.

[0090] The term "measurably inhibit", as used herein means a measurable change in a Tec family (e.g., Tec, Btk, Itk/Emt/Tsk, Bmx, Txk/Rlk) kinase activity between a sample comprising said composition and a Tec family (e.g., Tec, Btk, Itk/Emt/Tsk, Bmx, Txk/Rlk) kinase and an equivalent sample comprising a Tec family (e.g., Tec, Btk, Itk/Emt/Tsk, Bmx, Txk/Rlk) kinase in the absence of said composition.

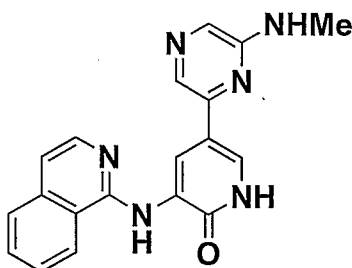
[0091] Another aspect of the invention provides a method for modulating enzyme activity by contacting a compound of formula **I** with a protein kinase. In some embodiments, said protein kinase is a Tec family (e.g., Tec, Btk, Itk/Emt/Tsk, Bmx, Txk/Rlk) kinase.

Biological Sample

[0092] Another aspect of the invention relates to inhibiting protein kinase activity in a biological sample or a patient, which method comprises administering to the patient, or contacting said biological sample with a compound of formula **I** or a composition comprising said compound. The term "biological sample", as used herein, means an in vitro or an ex vivo sample, and includes, without limitation, cell cultures or extracts thereof; biopsied material obtained from a mammal or extracts thereof; and blood, saliva, urine, feces, semen, tears, or other body fluids or extracts thereof. In some embodiments, said protein kinase is a Tec family (e.g., Tec, Btk, Itk/Emt/Tsk, Bmx, Txk/Rlk) kinase.

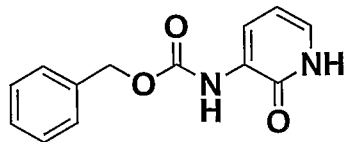
[0093] Inhibition of Tec family (e.g., Tec, Btk, Itk/Emt/Tsk, Bmx, Txk/Rlk) kinase activity in a biological sample is useful for a variety of purposes that are known to one of skill in the art. Examples of such purposes include, but are not limited to, blood transfusion, organ-transplantation, biological specimen storage, and biological assays.

[0094] The compounds of this invention may be prepared in general by methods known to those skilled in the art for analogous compounds or by those methods depicted in the Examples below.

EXAMPLESExample 1

3-(isoquinolin-1-ylamino)-5-(6-(methylamino)pyrazin-2-yl)pyridin-2(1H)-one I.1

Method 1



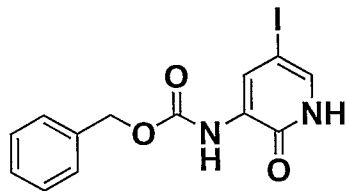
(2-Oxo-1,2-dihydro-pyridin-3-yl)-carbamic acid benzyl ester

[0095] 2-Hydroxy-3-nitropyridone (two batches of 336 g, 2.4 mol, 1.0 Eq.) was charged to a flask followed by MeOH (6 L). The flask was purged with nitrogen and the yellow mixture was heated to 30 °C. 10% Pd/C (34.5 g, 10 wt%) in MeOH (600 mL) was charged to the flask and washed in with further MeOH (200 mL). The flask was purged with hydrogen and the reaction left to stir for 2 hours. A gradual exotherm was observed over 30 minutes and the temperature reached 50 C before cooling was applied. The temperature remained at 40 °C for the remainder of the 2 hour period. After this time tlc indicated that the reaction had gone to completion, therefore the reaction was filtered through Celite (400g) resulting in a dark green solution. At this point, both batches were combined and the solution was concentrated in vacuo to give the crude amine as a brown solid (538.6 g, 102% contains residual MeOH).

[0096] The amine (64.5 g, 586 mmol, 1.0 Eq) was dissolved in THF (1.6 L) and a solution of Na₂CO₃ (68.3 g, 644 mmol, 1.1 Eq) in water (800 mL) was added. The reaction was cooled to 0 °C with an ice-bath and benzyl chloroformate (92 mL, 644 mmol, 1.1 Eq) was added drop wise over 30 minutes with vigorous stirring. After addition was complete the reaction was allowed to warm to ambient overnight. The mixture was diluted with water (5 L) and stirred for 30 minutes. The resultant precipitate was removed by filtration. This solid was dissolved in DCM (5 L) with gentle warming and the

resultant solution washed with water (2 x 1 L) and brine (1 x 1 L). The organic layer was dried over Na_2SO_4 and concentrated *in vacuo* to give the desired product as a pink solid (120.4 g, 423 mmol, 84%).

Method 2



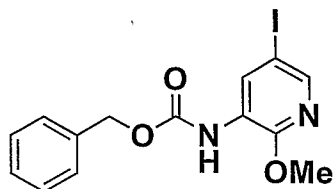
(5-Iodo-2-oxo-1,2-dihydro-pyridin-3-yl)-carbamic acid benzyl ester

[0097] (2-Oxo-1,2-dihydro-pyridin-3-yl)-carbamic acid benzyl ester (410 g, 1.68 mol, 1.0 Eq.) was charged to a flask followed by DCM (6.6 L) and NIS (378 g, 1.68 mol, 1.0 Eq.). The reaction was then allowed to stir at ambient temperature overnight. Tlc analysis showed starting material was still present, therefore a further amount of NIS (25 g, 0.11 mmol, 0.07 Eq.) was added and the reaction stirred for a further 3 hours. NMR analysis of the reaction showed 87% conversion, therefore the reaction mixture was filtered and the red solid washed with DCM (2 L) and Et_2O (2 L). The solid was then slurried in dilute aqueous sodium thiosulfate solution (2 g in 2 L), filtered, and then slurried twice in water (2 x 1.5 L). The pale pink solid was dried on the filter and then *in vacuo* at 50 °C overnight to give the desired product as a pale pink solid (287 g, 775 mmol, 46%)

[0098] The mother liquors from the reaction were washed with dilute aqueous sodium thiosulfate solution (4 g in 4 L) and aqueous NaCl (640 g in 4 L). The dark red/purple organic phase was dried over MgSO_4 (225 g) and concentrated *in vacuo*. The dark red/purple residue was slurried in DCM (1 L) for 10 minutes, filtered and slurried again in DCM (150 mL). After filtering and slurrying in Et_2O (100 mL) the solid was

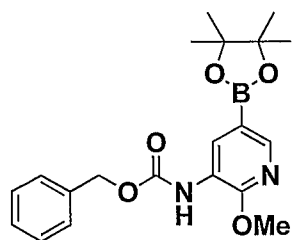
filtered and dried on the filter pad to give more of the desired product as a pink solid (31.7 g, 86 mmol, 5 %) Total yield; 318.7 g, 861 mmol, 51%.

Method 3



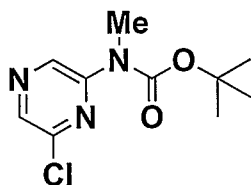
(5-Iodo-2-methoxy-pyridin-3-yl)-carbamic acid benzyl ester

[0099] (5-Iodo-2-oxo-1,2-dihydro-pyridin-3-yl)-carbamic acid benzyl ester 3 (551 g, 1.49 mol, 1.0 Eq.) was charged to a flask followed by CHCl_3 (7.4 L). In the dark, silver carbonate (528.9 g, 1.92 mol, 1.3 Eq.) and methyl iodide (940 mL, 15.1 mol, 10.1 Eq.) were charged to the flask and the reaction allowed to stir at ambient temperature overnight. LC analysis showed approximately 68% conversion to product, so a further amount of silver carbonate (35 g, 127 mmol, 0.09 Eq.) was added and the reaction allowed to stir at ambient temperature for 66 hours. The reaction mixture was filtered through celite (300 g) and the filter pad washed with CHCl_3 (5 x 500 mL). The combined organic extracts were concentrated *in vacuo* to give an orange oil (588.5 g) which was split into two batches and purified by column chromatography using silica gel (2 x 2 Kg) eluting with 1;1 EtOAc/hexane to give the desired product as an orange oil which solidified to a pale pink solid on standing (495.7 g, 1.29 mol, 87%)

Method 4

[2-Methoxy-5-(4,4,5,5-tetramethyl-[1,3,2]dioxaborolan-2-yl)-pyridin-3-yl]-carbamic acid benzyl ester

[00100] A mixture of (5-iodo-2-methoxy-pyridin-3-yl)-carbamic acid benzyl ester (100 g, 260.5 mmol, 1.0 Eq.), bis(pinacolato)diboron (69.4g, 273.3 mmol, 1.05 Eq.) and potassium acetate (76.64 g, 780.8 mmol, 3.0 Eq.) in anhydrous dioxane (900 mL) was degassed and flushed with nitrogen. PdCl₂(PPH₃)₄ (5.48 g, 7.8 mmol, 3 mol%) was added and the reaction heated to reflux overnight. After cooling to ambient temperature, the solvent was removed *in vacuo* and the residue dissolved in ethyl acetate, washed with aqueous brine, dried (MgSO₄) and the solvent removed *in vacuo*. The crude product was purified by column chromatography (1.2 L SiO₂, load in minimum DCM) eluting with 20% EtOAc/ petroleum ether to give, after concentration, 100 g of an orange oil which solidified on standing. This was treated with n-heptane (500 mL) and heated to reflux. On cooling the resultant precipitate was collected by filtration and washed with hexane to give the desired product as a golden solid (65.25 g, 169.8 mmol, 65%).

Method 5

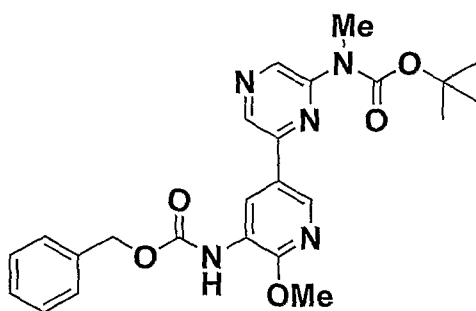
tert-butyl 6-chloropyrazin-2-ylmethylcarbamate

[00101] *tert*-butyl methylcarbamate (prepared following a method substantially similar to the one described in *JACS*, 2003, **125**, 7307-7312) (10.52g, 80.21mmol, 1.05eq.) was dissolved in dry THF (120mL) and cooled in an ice-bath. NaH (3.51g, 87.84mmol, 60%, 1.15eq.) was added portionwise and the resultant suspension was stirred at RT for 1 hour. The suspension was cooled in an ice-bath and 2,6-dichloropyrazine (11.38g, 76.39mmol, 1eq.) was added portionwise. The reaction mixture was stirred at RT overnight.

[00102] The solvent was removed under reduced pressure and the resultant material was partitioned between ethyl acetate and sat. Na₂CO₃. The aqueous layer was extracted with ethyl acetate (4 x 100mL) and the combined organics were washed with brine (1 x 200mL), dried over Na₂SO₄, filtered and concentrated under reduced pressure to give a dark yellow oil. This oil was purified by column chromatography (7% EtOAc in hexanes, loaded in hexanes, 600mL silica) to give a yellow oil (11.48g, 62% Yield).

¹H (CDCl₃): 1.5-1.6(9H, s), 3.4(3H, s), 8.2(1H, s), 9.2(1H, s); ES+ 244.2(90%), 246.3(40%)

Method 6



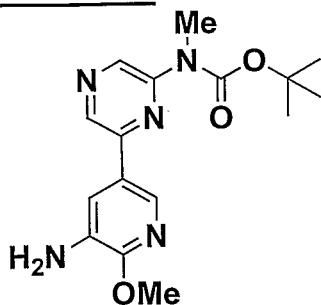
***tert*-butyl 6-(5-(N-benzyl carbamate)-6-methoxypyridin-3-yl)pyrazin-2-ylmethylcarbamate**

[00103] *tert*-butyl 6-chloropyrazin-2-ylmethylcarbamate (11.48g, 47.11mmol, 1.5 eq.), benzyl 2-methoxy-5-(4,4,5,5-tetramethyl-1,3,2-dioxaborolan-2-yl)pyridin-3-ylcarbamate

(12.07g, 31.41mmol, 1eq.), bis(dibenzylidene acetone) palladium (0) (1.81g, 3.14mmol, 0.1eq.) and Na₂CO₃ (47.1mL, 94.2mmol, 2M, 3eq.) were dissolved / suspended in dry DMF (240mL). This suspension was degassed by vacuum / N₂ cycles (x5) and a hexane solution of tri-*tert*-butylphosphine (9.3mL, 3.14mmol, 10wt%, 0.1eq.) was added. The reaction mixture was stirred at 80°C overnight.

[00104] After cooling to RT, the solvent was removed under reduced pressure and the residue was suspended in an EtOAc / water mixture. This was filtered through celite, washing copiously with EtOAc / water. Sat. Na₂CO₃ was added to the filtrate, the organic layer was separated and the aqueous layer was further extracted with EtOAc (3 x 200mL). The combined organics were washed with brine (3 x 100mL), dried over Na₂SO₄, filtered and concentrated under reduced pressure to give a brown gum (23.06g). This gum was purified by column chromatography (40% EtOAc in hexanes, dry loaded on silica, 1L silica) to give a light yellow solid. The solid obtained was immediately recrystallised from EtOAc / hexanes to give a light yellow, lusterous powder (8.22g, 56% Yield).
¹H (CDCl₃): 1.6(9H, s), 3.5(3H, s), 4.1(3H, s), 5.2-5.3(2H, s), 7.3-7.5(5H, m), 8.5(1H, s), 8.6(1H, s), 8.9-9.1(2H, br m); ES+ 466.4(100%), 467.4(30%)

Method 7

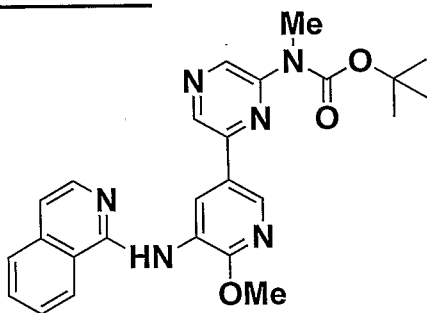


***tert*-butyl 6-(5-amino-6-methoxypyridin-3-yl)pyrazin-2-ylmethylcarbamate**

[00105] *tert*-butyl 6-(5-(*N*-benzyl carbamate)-6-methoxy-pyridin-3-yl)pyrazin-2-ylmethylcarbamate (8.20g, 17.62mmol, 1eq.) was dissolved in dry DCM (100mL) and PdCl₂ (0.94g, 5.28mmol, 0.3eq.), triethylamine (1.25g, 1.7mL, 12.33mmol, 0.7eq.) and triethylsilane (8.19g, 11.3mL, 70.46mmol, 4eq.) were added sequentially. The reaction was stirred at RT for 1.25 hours, silica (50mL) was added, the resulting suspension was concentrated under reduced pressure and purified by column chromatography (50% EtOAc in hexanes, dry loaded on silica, 500mL silica) to give a yellow gum (3.94g, 67% Yield). This gum was immediately recrystallised from EtOAc / hexanes to give a cream powder (3.38g, 58% Yield).

¹H (CDCl₃): 1.6 (9H, s), 3.5 (3H, s), 4.1 (3H, s), 7.5-7.6 (1H, m), 8.2-8.3 (1H, m), 8.6 (1H, s), 9.0 (1H, s); ES+ 332.3 (100%), 333.3 (20%)

Method 8



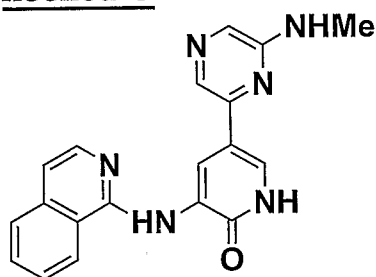
***tert*-butyl 6-(5-(isoquinolin-1-ylamino)-6-methoxy-pyridin-3-yl)pyrazin-2-ylmethylcarbamate**

[00106] *tert*-butyl 6-(5-amino-6-methoxy-pyridin-3-yl)pyrazin-2-ylmethylcarbamate (100mg, 0.30mmol, 1eq.), 1-chloroisoquinoline (59mg, 0.36mmol, 1.2eq.), Pd(OAc)₂ (6.8mg, 30.2μmol, 0.1eq.), Josiphos (16.7mg, 30.2μmol, 0.1eq.) and sodium *tert*-butoxide (41mg, 0.42mmol, 1.4eq.) were placed in a 2.5mL V-bottomed Wheaton vial and dry DME (0.5mL) was added. The resulting mixture was stirred at 90°C overnight.

The reaction mixture was allowed to cool to RT, diluted with DCM, silica (10mL) added, concentrated under reduced pressure and purified by column chromatography (50% EtOAc in hexanes, dry loaded on silica, 100mL silica) to give an ochre foam (76.6mg, 56% Yield).

^1H (CDCl_3): 1.5-1.6(9H, s), 3.5-3.6(3H, s), 4.2(3H, s), 7.2(1H, m), 7.6(1H, m), 7.7(1H, m), 7.8(1H, m), 7.9-8.1(2H, m), 8.1(1H, m), 8.5(1H, s), 8.7(1H, s), 9.0-9.1(1H, s), 9.7-9.9(1H, br s); ES+ 459.5(100%), 460.5(40%)

Method 9



3-(isoquinolin-1-ylamino)-5-(6-(methylamino)pyrazin-2-yl)pyridin-2(1H)-one I.1

[00107] *tert*-butyl 6-(5-(isoquinolin-1-ylamino)-6-methoxypyridin-3-yl)pyrazin-2-ylmethylcarbamate (75mg, 0.16mmol, 1eq.) and pyridinium hydrochloride (378mg, 3.27mmol, 20eq.) were stirred at 150°C for 10 minutes, allowed to cool to Rt and diluted with sat. Na_2CO_3 (10mL). The resulting suspension was sonicated and filtered. The solid collected was washed with water (3 x 10mL), *iso*-propanol (1 x 5mL), diethyl ether (3 x 10mL) and pentane (3 x 10mL) to give a light brown powder (14.9mg, 27% Yield). ^1H (DMSO): 2.8-3.0(3H, s), 7.0-7.1(1H, m), 7.2-7.3(1H, m), 7.6-7.9(5H, m), 8.0-8.2(3H, m), 8.9-9.0(1H, s), 9.4-9.5(1H, s), 12.0-12.8(1H, br s); ES+ 345.3(100%), 346.3(20%).

[00108] A variety of other compounds of Formula I have been prepared by methods substantially similar to those described herein. The characterization data for these compounds is

summarized in Table 2 below and includes HPLC, LC/MS (observed) and ^1H NMR data.

[00109] ^1H NMR data is summarized in Table 2 and was found to be consistent with structure. ^1H -NMR spectra were recorded at 400 MHz using a Bruker DPX 400 instrument in deuterated DMSO, unless otherwise indicated.

[00110] LCMS samples were analyzed on a MicroMass Quattro Micro mass spectrometer operated in single MS mode with electrospray ionization. Samples were introduced into the mass spectrometer using chromatography. Mobile phase for all mass spec. analyses consisted of 10mM pH 7 ammonium acetate and a 1:1 acetonitrile-methanol mixture, column gradient conditions are 5%-100% acetonitrile-methanol over 4.5 mins gradient time and 6.2 mins run time on an ACE C8 3.0 x 75mm column. Flow rate is 1.0 ml/min.

[0014] As used herein, the term "Rt(min)" refers to the HPLC retention time, in minutes, associated with the compound. Unless otherwise indicated, the HPLC method utilized to obtain the reported retention time is as follows:

Column: ACE C8 column, 4.6 x 150 mm

Gradient: 0-100% acetonitrile + methanol 60:40 (20mM Tris phosphate)

Flow rate: 1.5 mL/minute

Detection: 225 nm.

[00111] Compound numbers correspond to the compound numbers listed in Table 1.

Table 2. Characterization data for selected compounds of formula I

| Compound No | M+1(obs) | Rt (min) | ^1H -NMR |
|-------------|----------|----------|---|
| I.1 | 345.3 | 8.9 | 2.8-3.0(3H, s), 7.0-7.1(1H, m), 7.2-7.3(1H, m), 7.6-8.0(5H, m), 8.0-8.2(3H, m), 8.9-9.0(1H, s), 9.4-9.5(1H, s), 12.1-12.8(1H, br s) |

| | | | |
|-----|-------|-----|--|
| I.2 | 315.2 | 9.3 | 7.3(1H, m), 7.5-7.8(5H, m), 7.9(1H, m), 8.0-8.2(2H, m), 8.6(2H, s), 8.9-9.0(1H, s), 9.1-9.2(1H, s), 12.3-12.8(0.8H, br s) |
| I.3 | 265.1 | 7.7 | 6.8(1H, m), 7.2-7.3(1H, m), 7.5-7.6(4H, m), 8.2-8.3(1H, m), 8.5-8.7(3H, m), 9.0(1H, s) |
| I.4 | 264.1 | 8.2 | 6.9-7.0(1H, m), 7.2-7.4(6H, m), 7.5-7.6(2H, m), 7.8(1H, s), 8.5(2H, m), 12.0-12.3(0.9H, br s) |
| I.5 | 345.3 | 8.8 | 3.0(3H, m), 7.1(1H, m), 7.3(1H, m), 7.5-7.7(2H, m), 7.8(4H, m), 8.0-8.1(1H, m), 8.1-8.2(1H, s), 9.0(1H, s), 9.8(1H, s), 12.2(1H, br s) |
| I.6 | 351.3 | 9.0 | 3.0(3H, m), 7.2(1H, m), 7.6(1H, m), 7.7(1H, m), 7.8-7.9(2H, m), 8.2(2H, m), 8.3(1H, m), 8.9(1H, m), 9.3(1H, m), 12.4(1H, br s) |

Example 2: Itk Inhibition Assay

[00112] The compounds of the present invention were evaluated as inhibitors of human Itk kinase using either a radioactivity-based or spectrophotometric assay. In general, compounds of the invention, including the compounds in Table 1, are effective for the inhibition of ITK.

Itk Inhibition Assay: Radioactivity-based Assay

[00113] Assays were carried out in a mixture of 100 mM HEPES (pH 7.5), 10mM MgCl₂, 25mM NaCl, 0.01% BSA and 1mM DTT. Final substrate concentrations were 15 μM [γ -³³P]ATP (400μCi ³³P ATP/ μmol ATP, Amersham Pharmacia Biotech / Sigma Chemicals) and 2μM peptide (SAM68 protein Δ332-443). Assays were carried out at 25 °C in the presence of 30 nM Itk. An assay stock buffer solution was prepared containing all of

the reagents listed above, with the exception of ATP and the test compound of interest. 50 μ L of the stock solution was placed in a 96 well plate followed by addition of 1.5 μ L of DMSO stock containing serial dilutions of the test compound (typically starting from a final concentration of 15 μ M with 2-fold serial dilutions) in duplicate (final DMSO concentration 1.5%). The plate was pre-incubated for 10 minutes at 25°C and the reaction initiated by addition of 50 μ L [γ -³³P]ATP (final concentration 15 μ M).

[00114] The reaction was stopped after 10 minutes by the addition of 50 μ L of a TCA / ATP mixture (20% TCA, 0.4mM ATP). A Unifilter GF/C 96 well plate (Perkin Elmer Life Sciences, Cat no. 6005174) was pretreated with 50 μ L Milli Q water prior to the addition of the entire reaction mixture (150 μ L). The plate was washed with 200 μ L Milli Q water followed by 200 μ L of a TCA / ATP mixture (5% TCA, 1mM ATP). This wash cycle was repeated a further 2 times. After drying, 30 μ L Optiphase 'SuperMix' liquid scintillation cocktail (Perkin Elmer) was added to the well prior to scintillation counting (1450 Microbeta Liquid Scintillation Counter, Wallac).

[00115] IC50 data were calculated from non-linear regression analysis of the initial rate data using the Prism software package (GraphPad Prism version 3.0cx for Macintosh, GraphPad Software, San Diego California, USA). Assays were carried out in a mixture of 20 mM MOPS (pH 7.0), 10mM MgCl₂, 0.1% BSA and 1mM DTT. Final substrate concentrations in the assay were 7.5 μ M [γ -³³P]ATP (400 μ Ci ³³P ATP/ μ mol ATP, Amersham Pharmacia Biotech / Sigma Chemicals) and 3 μ M peptide (SAM68 protein Δ 332-443). Assays were carried out at 25 °C. in the presence of 50 nM Itk. An assay stock buffer solution was prepared containing all of the reagents listed above, with the exception of ATP and the

test compound of interest. 50 μ L of the stock solution was placed in a 96 well plate followed by addition of 2 μ L of DMSO stock containing serial dilutions of the test compound (typically starting from a final concentration of 50 μ M with 2-fold serial dilutions) in duplicate (final DMSO concentration 2%). The plate was pre-incubated for 10 minutes at 25°C and the reaction initiated by addition of 50 μ L [γ -³³P]ATP (final concentration 7.5 μ M).

[00116] The reaction was stopped after 10 minutes by the addition of 100 μ L 0.2M phosphoric acid + 0.01% TWEEN 20. A multiscreen phosphocellulose filter 96-well plate (Millipore, Cat no. MAPHN0B50) was pretreated with 100 μ L 0.2M phosphoric acid + 0.01% TWEEN 20 prior to the addition of 170 μ L of the stopped assay mixture. The plate was washed with 4 x 200 μ L 0.2M phosphoric acid + 0.01% TWEEN 20. After drying, 30 μ L Optiphase 'SuperMix' liquid scintillation cocktail (Perkin Elmer) was added to the well prior to scintillation counting (1450 Microbeta Liquid Scintillation Counter, Wallac).

[00117] K_i (app) data were calculated from non-linear regression analysis of the initial rate data using the Prism software package (GraphPad Prism version 3.0cx for Macintosh, GraphPad Software, San Diego California, USA).

Itk Inhibition Assay: Spectrophotometric Assay

[00118] Compounds are screened for their ability to inhibit Itk using a standard coupled enzyme assay (Fox et al., Protein Sci., (1998) **7**, 2249).

[00119] Assays are carried out in a mixture of 20 mM MOPS (pH 7.0), 10mM MgCl₂, 0.1% BSA, 1mM DTT, 2.5 mM phosphoenolpyruvate, 300 μ M NADH, 30 μ g/ml pyruvate kinase and 10 μ g/ml lactate dehydrogenase. Final substrate concentrations in the assay are 100 μ M ATP (Sigma Chemicals)

and 3 μ M peptide (Biotinylated SAM68 Δ 332-443). Assays are carried out at 25 °C and in the presence of 100nM Itk.

[00120] An assay stock buffer solution is prepared containing all of the reagents listed above, with the exception of ATP and the test compound of interest. 60 μ l of the stock solution is placed in a 96 well plate followed by addition of 2 μ l of DMSO stock containing serial dilutions of the test compound (typically starting from a final concentration of 15 μ M). The plate is preincubated for 10 minutes at 25°C and the reaction initiated by addition of 5 μ l of ATP. Initial reaction rates are determined with a Molecular Devices SpectraMax Plus plate reader over a 10 minute time course. IC₅₀ and K_i data are calculated from non-linear regression analysis using the Prism software package (GraphPad Prism version 3.0cx for Macintosh, GraphPad Software, San Diego California, USA).

Example 3: Btk Inhibition Assay

[00121] The compounds of the present invention are evaluated as inhibitors of human Btk kinase using a radioactivity-based assay.

Btk Inhibition Assay: Radioactivity-based Assay

[00122] Assays are carried out in a mixture of 20 mM MOPS (pH 7.0), 10mM MgCl₂, 0.1% BSA and 1mM DTT. Final substrate concentrations in the assay are 50 μ M [γ -³³P]ATP (200 μ Ci ³³P ATP/ μ mol ATP, Amersham Pharmacia Biotech, Amersham, UK / Sigma Chemicals) and 2 μ M peptide (SAM68 Δ 332-443). Assays are carried out at 25°C and in the presence of 25 nM Btk. An assay stock buffer solution is prepared containing all of the reagents listed above, with the exception of the peptide and the test compound of interest. 75 μ L of the stock solution is placed in a 96 well plate followed by addition of 2 μ L of DMSO stock containing serial dilutions of the test

compound (typically starting from a final concentration of 15 μ M) in duplicate (final DMSO concentration 2%). The plate is preincubated for 15 minutes at 25°C and the reaction initiated by addition of 25 μ L peptide (final concentration 2 μ M). Background counts are determined by the addition of 100 μ L 0.2M phosphoric acid + 0.01% TWEEN to control wells containing assay stock buffer and DMSO prior to initiation with peptide.

[00123] The reaction is stopped after 10 minutes by the addition of 100 μ L 0.2M phosphoric acid + 0.01% TWEEN. A multiscreen phosphocellulose filter 96-well plate (Millipore, Cat no. MAPHN0B50) is pretreated with 100 μ L 0.2M phosphoric acid + 0.01% TWEEN 20 prior to the addition of 170 μ L of the stopped assay mixture. The plate is washed with 4 x 200 μ L 0.2M phosphoric acid + 0.01% TWEEN 20. After drying, 30 μ L Optiphase 'SuperMix' liquid scintillation cocktail (Perkin Elmer) is added to the well prior to scintillation counting (1450 Microbeta Liquid Scintillation Counter, Wallac).

[00124] After removing mean background values for all of the data points, K_i (app) data are calculated from non-linear regression analysis using the Prism software package (GraphPad Prism version 3.0cx for Macintosh, GraphPad Software, San Diego California, USA).

Example 4: RLK Inhibition Assay:

[00125] Compounds were screened for their ability to inhibit Rlk using a standard coupled enzyme assay (Fox *et al.*, *Protein Sci.*, (1998) 7, 2249). Assays were carried out in a mixture of 20 mM MOPS (pH 7.0), 10mM MgCl₂, 0.1% BSA and 1mM DTT. Final substrate concentrations in the assay were 100 μ M ATP (Sigma Chemicals) and 10 μ M peptide (Poly Glu:Tyr 4:1). Assays were carried out at 30 °C and in the presence of 40nM Rlk. Final concentrations of the

components of the coupled enzyme system were 2.5 mM phosphoenolpyruvate, 300 μ M NADH, 30 μ g/ml pyruvate kinase and 10 μ g/ml lactate dehydrogenase.

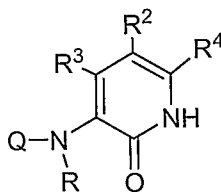
[00126] An assay stock buffer solution was prepared containing all of the reagents listed above, with the exception of ATP and the test compound of interest. 60 μ l of the stock solution was placed in a 96 well plate followed by addition of 2 μ l of DMSO stock containing serial dilutions of the test compound (typically starting from a final concentration of 7.5 μ M). The plate was preincubated for 10 minutes at 30°C and the reaction initiated by addition of 5 μ l of ATP. Initial reaction rates were determined with a Molecular Devices SpectraMax Plus plate reader over a 10-minute time course. IC50 and Ki data were calculated from non-linear regression analysis using the Prism software package (GraphPad Prism version 3.0cx for Macintosh, GraphPad Software, San Diego California, USA).

[00127] In general, compounds of the invention, including compounds in Table 1, are effective for the inhibition of RLK.

[00128] While we have described a number of embodiments of this invention, it is apparent that our basic examples may be altered to provide other embodiments that utilize the compounds, methods, and processes of this invention. Therefore, it will be appreciated that the scope of this invention is to be defined by the appended claims rather than by the specific embodiments that have been represented by way of example herein.

We claim:

1. A compound of formula I:



Formula I

or a pharmaceutically accepted salt thereof, wherein Q is C₆₋₁₀aryl or 5-10 membered heteroaryl containing 1-4 heteroatoms selected from O, N, and S; Q is optionally substituted with 0-5 J^Q;

R is H or C₁₋₆alkyl optionally substituted with C₁₋₃alkyl, C₁₋₂haloalkyl, halo, CN, NO₂, OH, O(C₁₋₄alkyl), NH₂, NH(C₁₋₄alkyl), N(C₁₋₄alkyl)₂ or C₁₋₂haloalkyl;

R² is a 3-8-membered saturated, partially unsaturated, or fully unsaturated monocyclic ring having 0-3 heteroatoms independently selected from nitrogen, oxygen, or sulfur; or an 8-12 membered saturated, partially unsaturated, or fully unsaturated bicyclic ring having 0-5 heteroatoms independently selected from nitrogen, oxygen, or sulfur; wherein R² is optionally substituted with 0-5 J^{R²};

each R³ and R⁴ is independently H, halogen, or C₁₋₄ aliphatic optionally substituted with 0-5 occurrences of halogen, OH, OCH₃, OCF₃, NO₂, NH₂, CN, NHCH₃, SCH₃, N(CH₃)₂, or C₁₋₂aliphatic optionally substituted 0-5 times with F;

each J^Q and J^{R²} is independently halogen, -NO₂, -CN, U, -(U)_m-(C₆₋₁₀aryl), -(U)_m-(5-12 membered heteroaryl), -(U)_m-(3-12 membered heterocyclyl), -(U)_m-(C₃₋₁₀cycloaliphatic), -OR^o, -SR^o, -N(R^o)₂, -(C₁₋₆alkyl)-OR^o, -(C₁₋₆alkyl)-N(R^o)₂, -(C₁₋₆alkyl)-SR^o, -NR^oC(O)R^o, -NR^oC(S)R^o, -NR^oC(O)N(R^o)₂, -NR^oC(S)N(R^o)₂, -NR^oCO₂R^o, -NR^oNR^oC(O)R^o, -NR^oNR^oC(O)N(R^o)₂, -NR^oNR^oCO₂R^o, -C(O)C(O)R^o, -C(O)CH₂C(O)R^o, -CO₂R^o, -C(O)R^o, -C(S)R^o, -C(O)N(R^o)₂, -C(S)N(R^o)₂, -OC(O)N(R^o)₂, -OC(O)R^o,

-C(O)N(OR^o)R^o, -C(NOR^o)R^o, -S(O)₂R^o, -S(O)₃R^o, -SO₂N(R^o)₂,
 -S(O)R^o, -NR^oSO₂N(R^o)₂, -NR^oSO₂R^o, -N(OR^o)R^o, -C(=NH)-N(R^o)₂,
 -P(O)₂R^o, -PO(R^o)₂, -OPO(R^o)₂, =O, =S, =NNHR^o, =NN(R^o)₂,
 =NNHC(O)R^o, =NNHCO₂(C₁₋₆alkyl), =NNHSO₂(C₁₋₆alkyl), =NOH, or
 =NR^o; wherein each J^o and J^{R2} is independently and
 optionally substituted with 0-5 R^x;

each R^x is independently halogen, NO₂, CN, NH₂,
 NH(C₁₋₄aliphatic), N(C₁₋₄aliphatic)₂, OH, O(C₁₋₄aliphatic),
 O(C₁₋₄haloaliphatic), CO(C₁₋₄aliphatic), CO₂H,
 CO₂(C₁₋₄aliphatic), C₁₋₆aliphatic, C₁₋₄haloaliphatic, phenyl,
 -O(Ph), 5-6 membered heteroaryl, C₃₋₈cycloaliphatic, 5-8
 membered heterocyclyl, -C₁₋₆aliphatic-(Ph), -C₁₋₆alkyl-(5-6
 membered heteroaryl), -C₁₋₆alkyl-(C₃₋₈cycloaliphatic),
 -C₁₋₆alkyl-(5-8 membered heterocyclyl), or C₁₋₁₀alkylidene
 chain wherein up to 2 methylene units of the chain are
 optionally replaced by O, N, or S; wherein each R^x and is
 independently and optionally substituted with 0-5 J^o;

each R^o is independently H, C₁₋₆aliphatic, C₁₋₄haloaliphatic,
 CO(C₁₋₄aliphatic), CO₂(C₁₋₄aliphatic), -SO₂(C₁₋₄aliphatic),
 -SO₂(phenyl), phenyl, 5-6 membered heteroaryl, 5-8
 membered heterocyclyl, C₃₋₈cycloaliphatic, -C₁₋₆aliphatic-
 (Ph), -C₁₋₆alkyl-(5-6 membered heteroaryl), -C₁₋₆alkyl-(5-8
 membered heterocyclyl), -C₁₋₆alkyl-(C₃₋₈cycloaliphatic); or
 C₁₋₁₀alkylidene chain wherein up to 2 methylene units of
 the chain are optionally replaced by O, N, or S; wherein
 said R^o is optionally substituted with 0-6 J^o;

or two R^o, on the same substituent or different substituents,
 taken together with the atom(s) to which each R^o group is
 bound, form a 3-8 membered saturated, partially
 unsaturated, or fully unsaturated monocyclic or bicyclic
 ring having 0-4 heteroatoms independently selected from
 nitrogen, oxygen, or sulfur; wherein said ring is
 optionally and independently substituted with 0-4

occurrences of halogen, NO₂, CN, C₁₋₄aliphatic, NH₂, NH(C₁₋₄aliphatic), N(C₁₋₄aliphatic)₂, OH, O(C₁₋₄aliphatic), CO₂H, CO₂(C₁₋₄aliphatic), O(haloC₁₋₄ aliphatic), or haloC₁₋₄aliphatic, wherein each of the R^o C₁₋₄aliphatic groups is unsubstituted;

each J^o is independently halogen, NO₂, CN, C₁₋₄ aliphatic, -NH₂, -NH(C₁₋₄ aliphatic), -N(C₁₋₄ aliphatic)₂, -OH, -O(C₁₋₄ aliphatic), -CO₂H, -CO₂(C₁₋₄ aliphatic), -O(haloC₁₋₄ aliphatic), and halo(C₁₋₄ aliphatic), wherein each of the J^o C₁₋₄aliphatic groups is unsubstituted.

2. The compound according to claim 1, wherein when R² is 2-pyridyl and R³ and R⁴ are H, then Q is not unsubstituted phenyl, 2-CN-phenyl, 2-pyridyl, or 2-quinolinyl.

3. The compound according to claim 1 or claim 2, wherein Q is C₆₋₁₀aryl or 5-10 membered heteroaryl containing 0-2 heteroatoms; Q is optionally substituted with 0-3 J^o.

4. The compound according to claim 3, wherein Q is a group selected from phenyl, pyridyl, quinolinyl, isoquinolinyl, quinazolinyl, or benzoisothiazolyl, wherein said group is optionally substituted with 0-5 J^o.

5. The compound according to any one of claims 1-4, wherein Q is substituted with up to 3 J^o groups wherein each J^o is independently selected from CN, halo, C₁₋₆alkyl, C₁₋₄haloalkyl, -OR^o, -N(R^o)₂, -SR^o, -(C₁₋₆alkyl)-OR^o, -(C₁₋₆alkyl)-N(R^o)₂, -(C₁₋₆alkyl)-SR^o, U, -(U)_m-(C₆₋₁₀aryl), -(U)_m-(5-12 membered heteroaryl), -(U)_m-(3-12 membered heterocyclyl), -(U)_m-(C₃₋₁₀cycloaliphatic), -C(O)OR^o, -NR^oCOR^o, -COR^o, -CON(R^o)₂, -SO₂R^o, and -SO₂N(R^o)₂;

U is a C₁₋₁₀alkyl, wherein 0-1 methylene units are independently replaced by, -NR^o-, -O-, or -S-; m is 0 or 1.

6. The compound according to claim 5, wherein each J^o is CN, halo, C₁₋₆alkyl, C₁₋₄haloalkyl, -OR^o, -N(R^o)₂, -SR^o, -NH-(C₁₋₆alkyl)-(3-8 membered heterocyclyl), -O-(C₁₋₆alkyl)-(3-8 membered heterocyclyl), 3-8 membered heterocyclyl, -C(O)OR^o, -NR^oCOR^o, -COR^o, -CON(R^o)₂, -SO₂R^o, or -SO₂N(R^o)₂; wherein each J^o is optionally and independently substituted with 0-5 R^x.

7. The compound according to claim 6, wherein J^o is -N(R^o)₂, OR^o, a 5-8 membered heterocyclyl optionally substituted with 0-5 R^x.

8. The compound according to claim 7, wherein J^o is a group selected from piperidinyl, piperazinyl, or pyrrolidinyl, wherein said group is optionally substituted with 0-5 R^x.

9. The compound according to any one of claims 1-8, wherein R^x is selected from H, methyl, ethyl, n-propyl, isopropyl, cyclopropyl, sec-butyl, n-butyl, t-butyl, halogen, NO₂, CN, NH₂, NH(C₁₋₄aliphatic), N(C₁₋₄aliphatic)₂, OH, O(C₁₋₄aliphatic), CO₂H, OCF₃, CF₃, COCH₃, -(C₁₋₄alkyl)₀₋₁-O(C₁₋₄alkyl), -(C₁₋₄alkyl)₀₋₁-O(C₁₋₄alkyl)OH, -(C₁₋₄alkyl)₀₋₁-NH(C₁₋₄alkyl), -(C₁₋₄alkyl)₀₋₁-N(C₁₋₄alkyl)₂, -(C₁₋₄alkyl)₀₋₁-NH₂, and -(C₁₋₄alkyl)₀₋₁-(3-7 membered heterocyclyl).

10. The compound according to any one of claims 1-8, wherein R^o is selected from H, methyl, ethyl, n-propyl, isopropyl, cyclopropyl, sec-butyl, n-butyl, t-butyl, COCH₃, -(C₁₋₄alkyl)-O(C₁₋₄alkyl), -(C₁₋₄alkyl)-O(C₁₋₄alkyl)OH, -(C₁₋₄alkyl)-NH(C₁₋₄alkyl), -(C₁₋₄alkyl)-N(C₁₋₄alkyl)₂,

-(C₁₋₄alkyl)-NH₂, and -(C₁₋₄alkyl)₀₋₁-(3-7 membered heterocyclyl).

11. The compound according to any one of claims 1-10, wherein each R³ and R⁴ is independently H.

12. The compound according to claim 11, wherein R³ and R⁴ are both H.

13. The compound according to any one of claims 1-12, wherein R² is 5-8 membered monocyclyl optionally substituted with up to five J^{R2}.

14. The compound according to claim 13, wherein R² is C₃₋₈cycloaliphatic optionally substituted with up to five J^{R2}.

15. The compound according to claim 13, wherein R² is a 5-6 membered aryl or heteroaryl ring, wherein said ring is optionally substituted with up to five J^{R2}.

16. The compound according to claim 15, wherein R² is an optionally substituted 6-membered aryl or 6-membered heteroaryl ring having 0-2 nitrogen atoms, wherein said ring is optionally substituted with up to five J^{R2}.

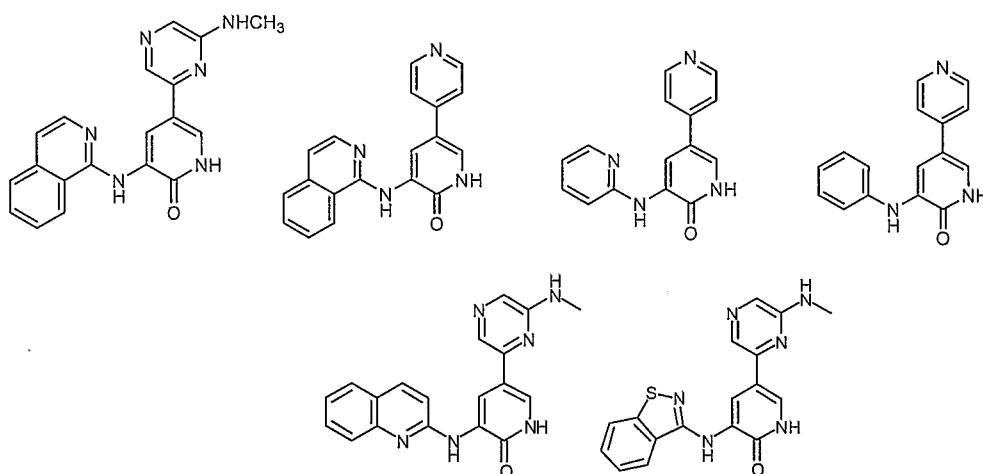
17. The compound according to claim 16, wherein R² is a phenyl, pyridyl, pyrazinyl, or pyrimidyl ring, wherein said ring is optionally substituted with up to five J^{R2}.

18. The compound according to claim 17, wherein R² is a phenyl, 3-pyridyl, 4-pyridyl, pyrazinyl, 2,4-pyrimidyl, or 3,5-pyrimidyl ring, wherein said ring is optionally substituted with up to five J^R.

19. The compound according to any one of claims 1-18, wherein each J^{R2} is selected from halo, oxo, C_{1-6} alkyl, C_{6-10} aryl, $-C_{1-6}$ alkyl- C_{6-10} aryl, 5-10 membered heteroaryl, $-C_{1-6}$ alkyl-(5-10 membered heteroaryl), 3-10 membered heterocyclyl, $-C_{1-6}$ alkyl-(3-10 membered heterocyclyl), C_{1-4} haloalkyl, $-OR^o$, $-N(R^o)_2$, $-SR^o$, NO_2 , CN , $-(C_{1-6}alkyl)-OR^o$, $-(C_{1-6}alkyl)-N(R^o)_2$, $-(C_{1-6}alkyl)-SR^o$, $-C(O)OR^o$, $-NR^oCOR^o$, $-COR^o$, $-CON(R^o)_2$, $-SO_2R^o$, $-SO_2N(R^o)_2$, or C_{1-6} alkylidene chain wherein up to three methylene units of the chain are independently replaced by, $-NR^o-$, $-O-$, $-S-$, $-SO-$, SO_2- , or $-CO-$ in a chemically stable arrangement; each J^{R2} is independently and optionally substituted with 0-5 R^o .

20. The compound according to claim 19, wherein each J^{R2} is selected from $-OR^o$, $-N(R^o)_2$, $-SR^o$, $-(C_{1-6}alkyl)-OR^o$, $-(C_{1-6}alkyl)-N(R^o)_2$, or $-(C_{1-6}alkyl)-SR^o$; wherein each J^{R2} is independently and optionally substituted with 0-5 R^o .

21. The compound according to claim 1 selected from the following:



22. A composition comprising a compound of any one of claims 1-21, and a pharmaceutically acceptable carrier, adjuvant, or vehicle.

23. A method of inhibiting protein kinase activity in a patient comprising administering to said patient a compound of any one of claims 1-21.

24. A method of inhibiting protein kinase activity in a biological sample comprising contacting said biological sample with a compound of any one of claims 1-21.

25. A method of inhibiting Tec family (Tec, Btk, Itk/Emt/Tsk, Bmx, Txk/Rlk) kinase activity in a patient comprising administering to said patient a compound of any one of claims 1-21.

26. A method of inhibiting Tec family (Tec, Btk, Itk/Emt/Tsk, Bmx, Txk/Rlk) kinase activity in a biological sample comprising contacting said biological sample with a compound of any one of claims 1-21.

27. A method of inhibiting Itk kinase activity in a patient comprising administering to said patient a compound of any one of claims 1-21.

28. A method of inhibiting Itk kinase activity in a biological sample comprising contacting said biological sample with a compound of any one of claims 1-21.

29. A method of treating an autoimmune, inflammatory, proliferative, hyperproliferative, or immunologically-mediated disease comprising administering to a patient in need thereof a compound of any one of claims 1-21.

30. The method of claim 29, comprising the further step of administering to said patient an additional therapeutic agent selected from an agent for the treatment of an

autoimmune, inflammatory, proliferative, hyperproliferative disease, or an immunologically-mediated disease, rejection of transplanted organs or tissues, and Acquired Immunodeficiency Syndrome (AIDS), wherein:

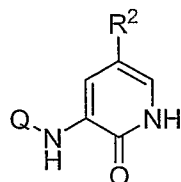
said additional therapeutic agent is appropriate for the disease being treated; and

said additional therapeutic agent is administered together with said composition as a single dosage form or separately from said composition as part of a multiple dosage form.

31. A method of treating asthma, acute rhinitis, allergic, atrophic rhinitis, chronic rhinitis, membranous rhinitis, seasonal rhinitis, sarcoidosis, farmer's lung, fibroid lung, idiopathic interstitial pneumonia, rheumatoid arthritis, seronegative spondyloarthropathis, ankylosing spondylitis, psoriatic arthritis, Reiter's disease, Behcet's disease, Sjogren's syndrome, systemnic sclerosis, psoriasis, systemic sclerosis, atopical dermatitis, contact dermatitis and other eczematous dermatitis, seborrhoetic dermatitis, Lichen planus, Pemphigus, bullous Pemphigus, epidermolysis bullosa, urticaria, angiodermas, vasculitides, erythemas, cutaneous eosinophilias, uveitis, Alopecia, areata vernal conjunctivitis, Coeliac disease, proctitis, eosinophilic gastro-enteritis, mastocytosis, pancreatitis, Crohn's disease, ulcerative colitis, food-related allergies, multiple sclerosis, arteriosclerosis, acquired immunodeficiency syndrome (AIDS), lupus erythematosus, systemic lupus, erythematosus, Hashimoto's thyroiditis, myasthenia gravis, type I diabetes, nephrotic syndrome, eosinophilia fascitis, hyper IgE syndrome, lepromatous leprosy, sezary syndrome and idiopathic thrombocytopenia purpura, restenosis following angioplasty, tumours, arteriosclerosis, systemic lupus erythematosus, allograft

rejection, acute and chronic allograft rejection following transplantation of kidney, heart, liver, lung, bone marrow, skin and cornea; or chronic graft versus host disease comprising administering to a patient in need thereof a compound of any one of claims 1-21.

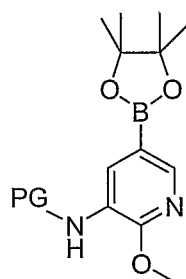
32. A process for preparing a compound of formula I:



I

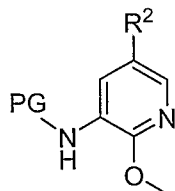
wherein Q and R² are as defined according to any one of claims 1-21, comprising

a) reacting the compound of formula 1;



1;

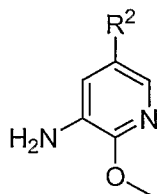
wherein PG is a suitable nitrogen protecting group; with R²-hal, wherein R² is as defined according to any one of claims 1-21 and hal is halogen; under suitable coupling conditions to form a compound of formula 2;



2;

wherein R² and PG are as defined according to any one of claims 1-21;

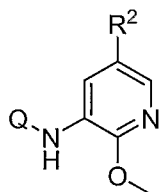
- b) deprotecting the compound of formula 2 under suitable nitrogen deprotection conditions to form a compound of formula 3;



3;

wherein R² is as defined according to any one of claims 1-21;

- c) coupling the compound of formula 3 to Q-hal under suitable nitrogen-aryl coupling conditions to form a compound of formula 4;

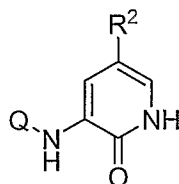


4;

wherein R² and Q are as defined according to any one of claims 1-21;

- d) heating the compound of formula 4 under suitable oxidation conditions to form the compound of formula I.

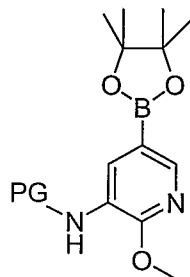
33. A process for preparing a compound of formula I:



I

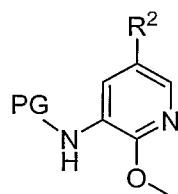
wherein Q and R² are as defined according to any one of claims 1-21, comprising reacting a compound of formula 1;

64



1;

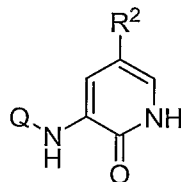
wherein PG is a suitable nitrogen protecting group;
with R²-hal, wherein R² is as defined according to any
one of claims 1-21 and hal is halogen; under suitable
coupling conditions, to form a compound of formula 2;



2;

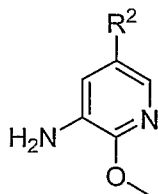
wherein R² and PG are as defined according to any
one of claims 1-21.

34. A process for preparing a compound of formula I:



I

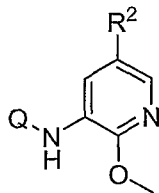
wherein Q and R² are as defined according to any one of
claims 1-21;
comprising coupling a compound of formula 3



3;

wherein R² is as defined according to any one of claims
1-21;

to Q-hal under suitable nitrogen-aryl coupling conditions to form a compound of formula 4;



4;

wherein R² and Q are as defined according to any one of claims 1-21.

INTERNATIONAL SEARCH REPORT

International application No
PCT/US2006/033791

A. CLASSIFICATION OF SUBJECT MATTER

INV. C07D401/14 C07D401/04 C07D417/14 A61K31/444 A61P37/00
A61P35/00

According to International Patent Classification (IPC) or to both national classification and IPC

B. FIELDS SEARCHED

Minimum documentation searched (classification system followed by classification symbols)
C07D

Documentation searched other than minimum documentation to the extent that such documents are included in the fields searched

Electronic data base consulted during the international search (name of data base and, where practical, search terms used)

EPO-Internal, CHEM ABS Data, BEILSTEIN Data, WPI Data

C. DOCUMENTS CONSIDERED TO BE RELEVANT

| Category* | Citation of document, with indication, where appropriate, of the relevant passages | Relevant to claim No. |
|-----------|--|-----------------------|
| A | WO 02/079192 A (SQUIBB BRISTOL MYERS CO [US]; WITTMAN MARK D [US]; BALASUBRAMANIAN NEE) 10 October 2002 (2002-10-10) examples; claims 1,54,58 | 1-34 |
| P,A | WO 2006/065946 A1 (VERTEX PHARMACEUTICALS INCORPORATED, USA) 22 June 2006 (2006-06-22) claims 1,47,50 | 1-34 |
| P,A | WO 2006/017443 A (OSI PHARM INC [US]; AHMED SALEH [GB]; BARBA OSCAR [GB]; BLOXHAM JASON) 16 February 2006 (2006-02-16) abstract; claim 1; examples 267-270 | 1-34 |
| | ----- -/-- | |

 Further documents are listed in the continuation of Box C. See patent family annex.

* Special categories of cited documents :

- *A* document defining the general state of the art which is not considered to be of particular relevance
- *E* earlier document but published on or after the international filing date
- *L* document which may throw doubts on priority claim(s) or which is cited to establish the publication date of another citation or other special reason (as specified)
- *O* document referring to an oral disclosure, use, exhibition or other means
- *P* document published prior to the international filing date but later than the priority date claimed

- *T* later document published after the international filing date or priority date and not in conflict with the application but cited to understand the principle or theory underlying the invention
- *X* document of particular relevance; the claimed invention cannot be considered novel or cannot be considered to involve an inventive step when the document is taken alone
- *Y* document of particular relevance; the claimed invention cannot be considered to involve an inventive step when the document is combined with one or more other such documents, such combination being obvious to a person skilled in the art.
- *&* document member of the same patent family

Date of the actual completion of the international search

19 January 2007

Date of mailing of the international search report

29/01/2007

Name and mailing address of the ISA/

European Patent Office, P.B. 5818 Patentlaan 2
NL - 2280 HV Rijswijk
Tel. (+31-70) 340-2040, Tx. 31 651 epo nl,
Fax: (+31-70) 340-3016

Authorized officer

Schuemacher, Anne

INTERNATIONAL SEARCH REPORT

International application No

PCT/US2006/033791

C(Continuation). DOCUMENTS CONSIDERED TO BE RELEVANT

| Category* | Citation of document, with indication, where appropriate, of the relevant passages | Relevant to claim No. |
|-----------|---|-----------------------|
| E | WO 2006/099075 A2 (CGI PHARMACEUTICALS, INC., USA) 21 September 2006 (2006-09-21) claims 50,55,56,64,68,70,80 ----- | 1-34 |

INTERNATIONAL SEARCH REPORT

International application No.
PCT/US2006/033791

Box II Observations where certain claims were found unsearchable (Continuation of item 2 of first sheet)

This International Search Report has not been established in respect of certain claims under Article 17(2)(a) for the following reasons:

1. Claims Nos.:
because they relate to subject matter not required to be searched by this Authority, namely:

Although claims 23,25,27,29-31 are directed to a method of treatment of the human/animal body, the search has been carried out and based on the alleged effects of the compound/composition.
2. Claims Nos.:
because they relate to parts of the International Application that do not comply with the prescribed requirements to such an extent that no meaningful International Search can be carried out, specifically:
3. Claims Nos.:
because they are dependent claims and are not drafted in accordance with the second and third sentences of Rule 6.4(a).

Box III Observations where unity of invention is lacking (Continuation of item 3 of first sheet)

This International Searching Authority found multiple inventions in this international application, as follows:

1. As all required additional search fees were timely paid by the applicant, this International Search Report covers all searchable claims.
2. As all searchable claims could be searched without effort justifying an additional fee, this Authority did not invite payment of any additional fee.
3. As only some of the required additional search fees were timely paid by the applicant, this International Search Report covers only those claims for which fees were paid, specifically claims Nos.:
4. No required additional search fees were timely paid by the applicant. Consequently, this International Search Report is restricted to the invention first mentioned in the claims; it is covered by claims Nos.:

Remark on Protest

- The additional search fees were accompanied by the applicant's protest.
- No protest accompanied the payment of additional search fees.

INTERNATIONAL SEARCH REPORT

Information on patent family members

International application No

PCT/US2006/033791

| Patent document cited in search report | | Publication date | Patent family member(s) | Publication date |
|--|----|------------------|-------------------------|------------------|
| WO 02079192 | A | 10-10-2002 | BG 108206 A | 30-11-2004 |
| | | | BR 0208373 A | 22-02-2005 |
| | | | CA 2442428 A1 | 10-10-2002 |
| | | | CN 1514833 A | 21-07-2004 |
| | | | CZ 20032615 A3 | 17-03-2004 |
| | | | EE 200300475 A | 16-02-2004 |
| | | | EP 1381598 A1 | 21-01-2004 |
| | | | HR 20030844 A2 | 31-08-2005 |
| | | | HU 0400323 A2 | 28-11-2005 |
| | | | JP 2004534010 T | 11-11-2004 |
| | | | MX PA03008690 A | 12-12-2003 |
| | | | NO 20034308 A | 26-11-2003 |
| | | | SK 12002003 A3 | 05-10-2004 |
| | | | YU 84603 A | 03-03-2006 |
| | | | ZA 200307466 A | 13-01-2005 |
| WO 2006065946 | A1 | 22-06-2006 | NONE | |
| WO 2006017443 | A | 16-02-2006 | AR 050365 A1 | 18-10-2006 |
| WO 2006099075 | A2 | 21-09-2006 | NONE | |