



US00D724561S

(12) **United States Design Patent**
Ko

(10) **Patent No.:** **US D724,561 S**

(45) **Date of Patent:** **** Mar. 17, 2015**

(54) **HEADPHONES**

(71) Applicant: **AmTran Technology Co., Ltd**, New Taipei (TW)

(72) Inventor: **Hui-An Ko**, New Taipei (TW)

(73) Assignee: **AmTran Technology Co., Ltd**, New Taipei (TW)

(**) Term: **14 Years**

(21) Appl. No.: **29/478,481**

(22) Filed: **Jan. 6, 2014**

(51) **LOC (10) Cl.** **14-01**

(52) **U.S. Cl.**
USPC **D14/205**

(58) **Field of Classification Search**

CPC H04R 1/1066
USPC D14/205, 223; D29/112; 2/209;
181/129, 130, 135; 379/430, 431;
381/374, 380, 381; 455/90.3, 575.1
See application file for complete search history.

(56) **References Cited**

U.S. PATENT DOCUMENTS

958,263 A * 5/1910 Loewe 2/172
2,437,049 A * 3/1948 Salisbury et al. 128/866
D246,259 S * 11/1977 Nishimura et al. D14/205
6,081,604 A * 6/2000 Hikichi et al. 381/371

D637,176 S * 5/2011 Brunner et al. D14/205
D641,725 S * 7/2011 Chong et al. D14/205
D666,579 S * 9/2012 Hou D14/205
D672,745 S * 12/2012 Abed et al. D14/205
D697,048 S * 1/2014 Pavitsich D14/205
D697,495 S * 1/2014 Lian D14/205
D706,744 S * 6/2014 Yang D14/205
D707,200 S * 6/2014 Yang D14/205
D713,374 S * 9/2014 Farrage D14/205

* cited by examiner

Primary Examiner — Paula Greene

(74) *Attorney, Agent, or Firm* — Muncy, Geissler, Olds & Lowe, P.C.

(57) **CLAIM**

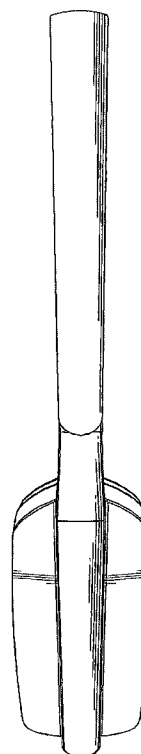
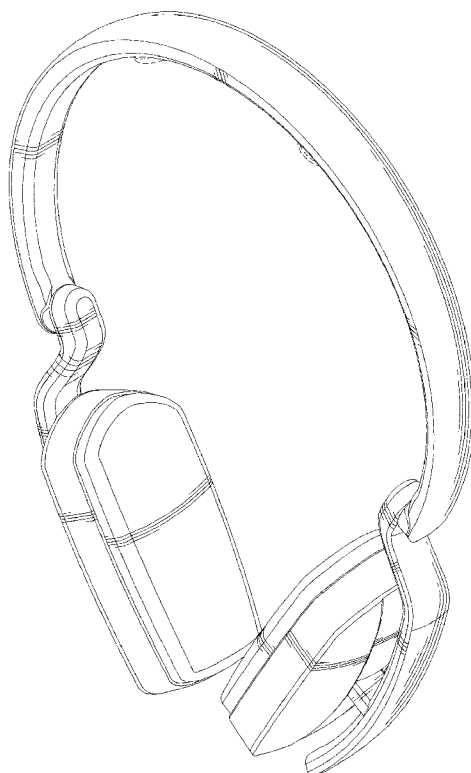
The ornamental design for a “headphones,” as shown and described.

DESCRIPTION

FIG. 1 is a perspective view of headphones showing our new design, the opposite perspective view is a mirror image;
FIG. 2 is a front view thereof;
FIG. 3 is a rear view thereof;
FIG. 4 is a left side elevational view thereof;
FIG. 5 is a right side elevational view thereof;
FIG. 6 is a top view thereof; and,
FIG. 7 is a bottom view thereof.

The broken lines illustrate environmental structure and portions of the headphones which form no part of the claimed design.

1 Claim, 5 Drawing Sheets






FIG.1



FIG.2



FIG.3

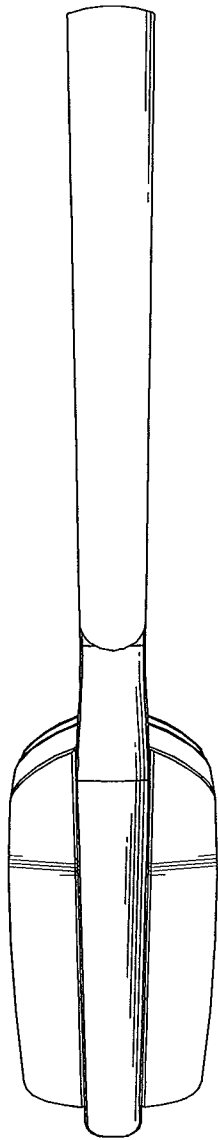


FIG. 4

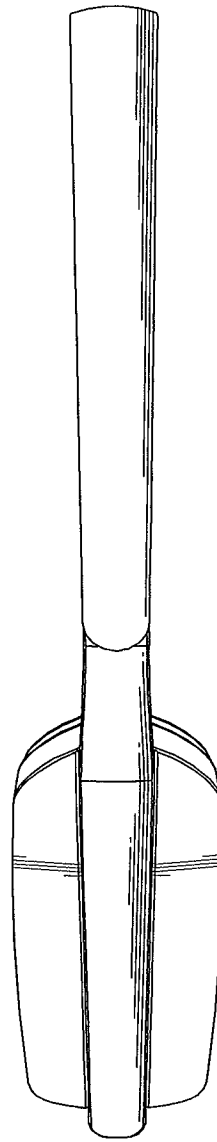


FIG. 5

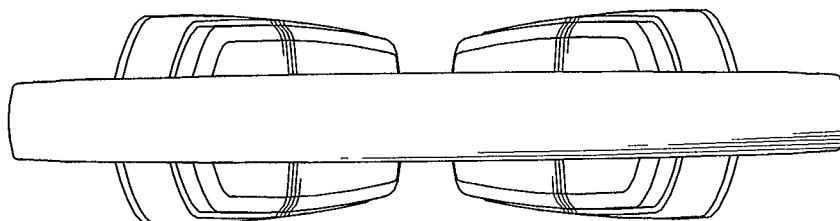


FIG. 6

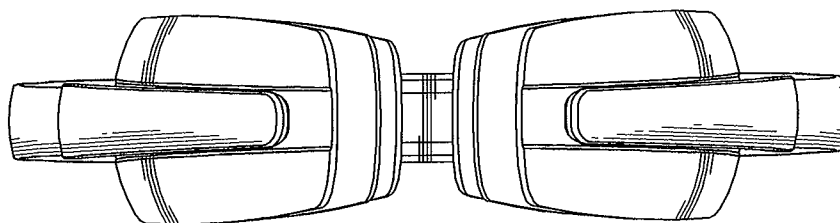


FIG. 7