

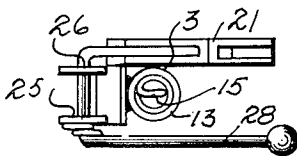
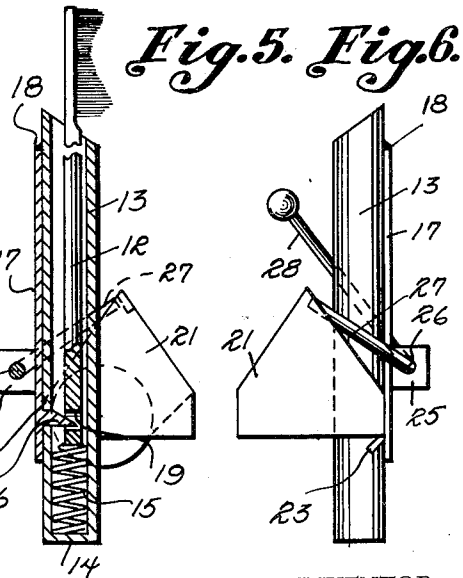
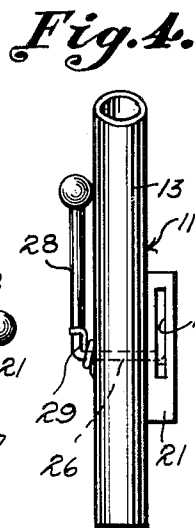
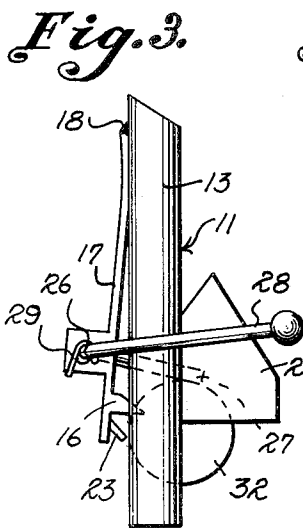
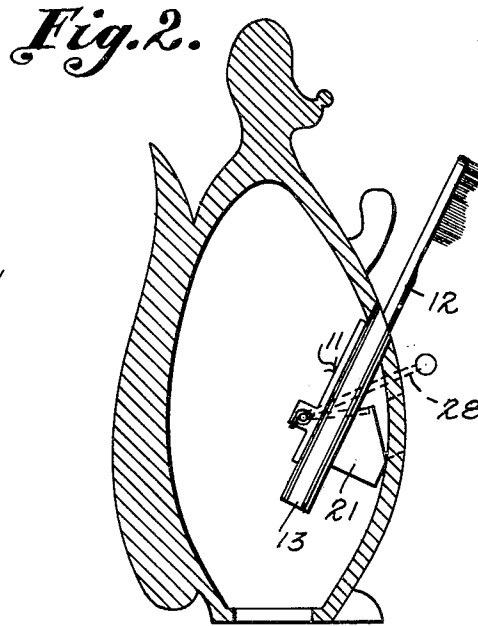
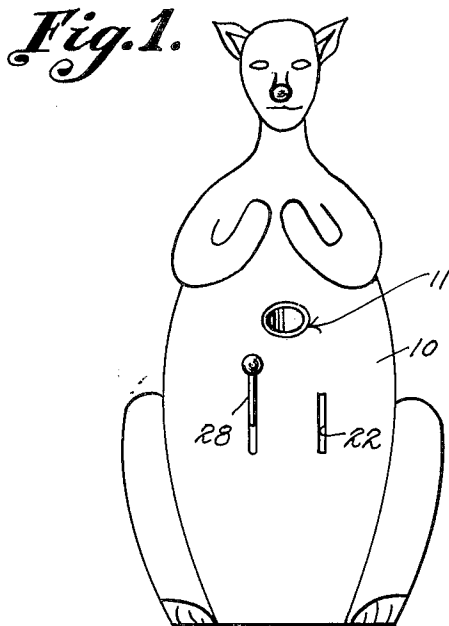
Jan. 23, 1951

D. SCANLON ET AL

2,539,035

TOOTHBRUSH HOLDER FOR CHILDREN

Filed Aug. 8, 1947



INVENTOR.  
Dalton Scanlon  
Willis G. Hackett  
BY Victor J. Evans & Co.

ATTORNEYS

## UNITED STATES PATENT OFFICE

2,539,035

## TOOTHBRUSH HOLDER FOR CHILDREN

Dalton Scanlon and Willis G. Hackett,  
Fulton City, N. Y.

Application August 8, 1947, Serial No. 767,500

2 Claims. (Cl. 194-64)

1

This invention relates to a toothbrush holder for children.

It is an object of the present invention to provide a toothbrush holder which will retain the toothbrush until a penny or the like coin is inserted and a lever pulled in order to release the toothbrush and wherein the coin will be collected within a bank-like retainer for the toothbrush whereby the child will be rewarded for having removed the toothbrush and used the same.

It is another object of the present invention to provide a combined penny bank and toothbrush holder which will be of interest to children.

Other objects of the present invention are to provide a combined toothbrush holder and bank which is of simple construction, inexpensive to manufacture and efficient in operation.

For a better understanding of the invention, reference may be had to the following detailed description taken in connection with the accompanying drawing, in which

Fig. 1 is a front elevational view of my combined bank and toothbrush holder.

Fig. 2 is a cross-sectional view, in elevation, of my combined bank and toothbrush holder.

Fig. 3 is a side elevational view of the toothbrush holder portion removed from the bank.

Fig. 4 is a front elevational view of the toothbrush holder by itself.

Fig. 5 is a cross-sectional view in elevation, of the toothbrush holder.

Fig. 6 is an elevational view of the toothbrush holder taken from the opposite side than from which the view in Fig. 3 is taken and without the coin being disposed therein.

Fig. 7 is a top plan view of the toothbrush holder.

Referring now to the figures, 10 represents a bank body representative of some animal or the like shape which will attract the attention of the child and in which my toothbrush holder 11 is inserted to permit the toothbrush, as indicated at 12, to be extended into the front of the bank.

The toothbrush retaining device includes a tube 13 having its bottom closed as at 14. A coil spring 15 is disposed in the bottom of the tube 13 and will react against the end of the toothbrush 12 as it is inserted therein to eject the toothbrush from the tube 13 when a projection 16 on a leaf spring 17 secured at 18 to the outside of the tube 13, is withdrawn from a hole 19 in the lower end of the toothbrush. Normally the projection 16 will hold the toothbrush in the tube 13 against the action of the spring 15.

The toothbrush holder further includes a chute 21 having an entrance opening 22 into which a penny or other coin is inserted at the time the child desires to use the toothbrush. The coin will move downwardly until it engages a stop 23 on the lower end of spring 17.

On the spring 17 is a bearing portion 25 through

2

which extends a shaft 26 having an arm 27 adapted to engage the coin to depress the same past the projection 23 to cause spring 17 to be moved outwardly and the projection 16 withdrawn from the hole 19 of the toothbrush 12. A handle 28 extends from the opposite end of the shaft 26 which is pulled by the child when the child desires the toothbrush. A spring 29 is disposed on the shaft 26 to normally maintain the handle 28 in the raised position as shown in Fig. 6. The tube 13 has a hole 31 through which the projection 16 is projected. The spring 29 will return the handle 28 to the raised position when it is released. The coin is indicated at 32. The coin chute 21 is welded to the side of the tube 13 as indicated at 34 in Fig. 7.

While various changes may be made in the detail construction, it shall be understood that such changes shall be within the spirit and scope of the present invention as defined by the appended claims.

We claim:

1. A combined bank and toothbrush holder for children comprising a bank vessel, and a coin operated and release toothbrush holder mounted in the bank vessel and having a lever extending from the same and to the exterior of the bank vessel to operate the device upon the insertion of a coin therewithin, said toothbrush holder device including a chute for receiving and directing the coin to the bank vessel, a tube into which the toothbrush is extended, a leaf spring fixed to the side of the tube and having a projection adapted to extend through the tube and into engagement with the toothbrush therewithin, a shaft journaled on the leaf spring and having an arm adapted to engage with the coin and a second arm being an extension of the lever which extends from the bank vessel, and a stop on the leaf spring adapted to receive the coin whereby as the coin is depressed the leaf spring will be moved outwardly by the downward pressure of said coin on said stop so that its projection is free of the toothbrush handle.

2. A combined bank and toothbrush holder as defined in claim 1, and a spring within the lower end of the tube reacting against the toothbrush to eject the same upon being released by the projection of the leaf spring.

DALTON SCANLON,  
WILLIS G. HACKETT.

## REFERENCES CITED

The following references are of record in the file of this patent:

## UNITED STATES PATENTS

Number	Name	Date
727,893	Buck et al. ....	May 12, 1903
762,602	Sullivan .....	June 14, 1904
2,172,432	Brodsky .....	Sept. 12, 1939