



US00D343844S

United States Patent [19]

[11] Patent Number: **Des. 343,844**

Dulak

[45] Date of Patent: **** Feb. 1, 1994**

[54] **TURBO COMPRESSOR CASING**

4,824,336 4/1989 Iwaki et al. 417/415

[75] Inventor: **John J. Dulak, Glastonbury, Conn.**

Primary Examiner—A. Hugo Word

[73] Assignee: **The Spencer Turbine Company, Windsor, Conn.**

Assistant Examiner—R. Seifert

Attorney, Agent, or Firm—McCormick, Paulding & Huber

[**] Term: **14 Years**

[57] **CLAIM**

[21] Appl. No.: **791,061**

The ornamental design for a turbo compressor casing, as shown and described.

[22] Filed: **Nov. 12, 1991**

[52] U.S. Cl. **D15/7**

[58] Field of Search 55/276, 341.2, 465, 55/467; 417/415, 312; D15/1-9.1

DESCRIPTION

FIG. 1 is a front elevational view of a turbo compressor casing showing my new design;

FIG. 2 is a side elevational view thereof;

FIG. 3 is a top plan view thereof; and,

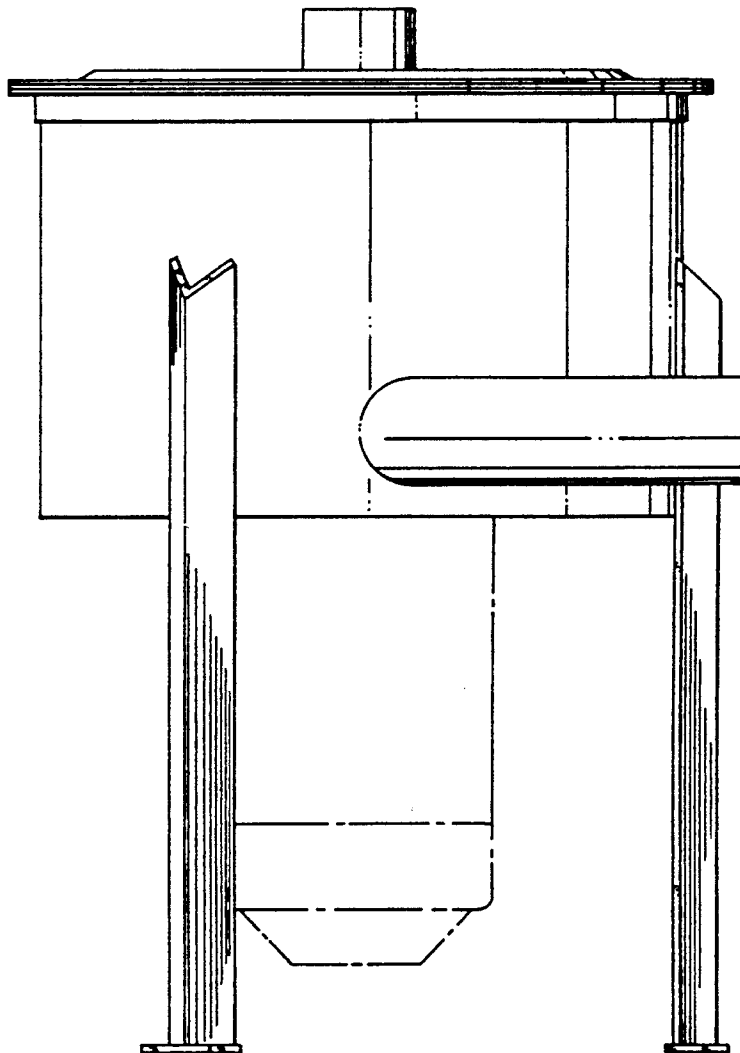
FIG. 4 is a bottom plan view thereof.

The broken line showing of a drive motor in FIGS. 1 and 2 is for illustrative purposes only and forms no part of the claimed design.

[56] References Cited

U.S. PATENT DOCUMENTS

D. 245,005	7/1977	Carter	D15/9
D. 274,433	6/1984	Boller	D15/7
D. 294,361	2/1988	Williams	D15/9



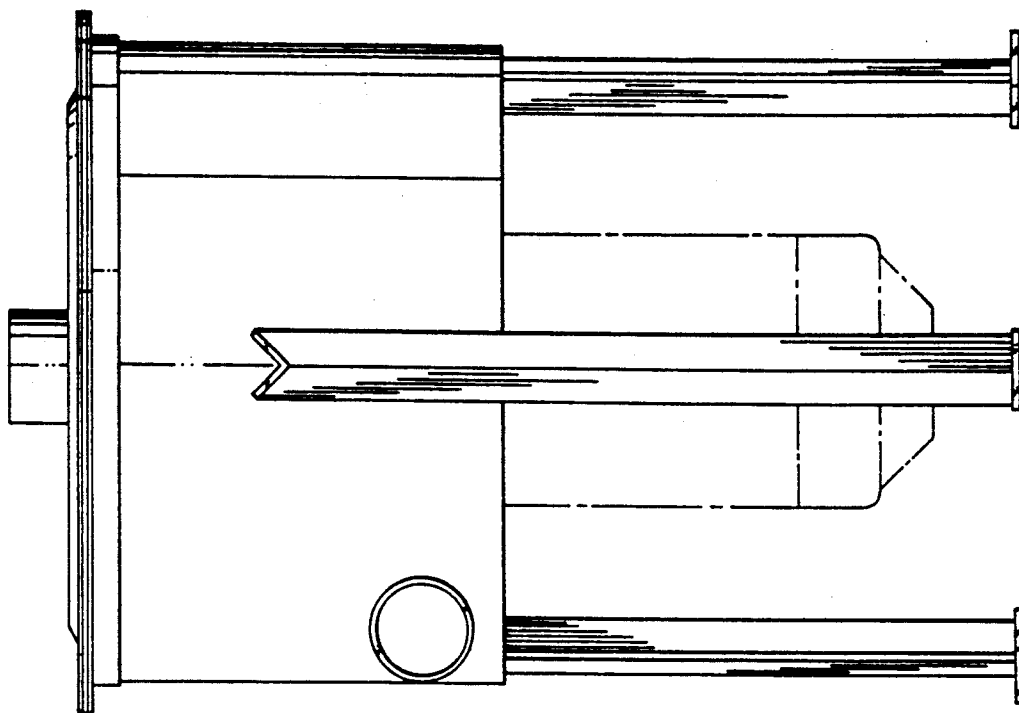


FIG. 2

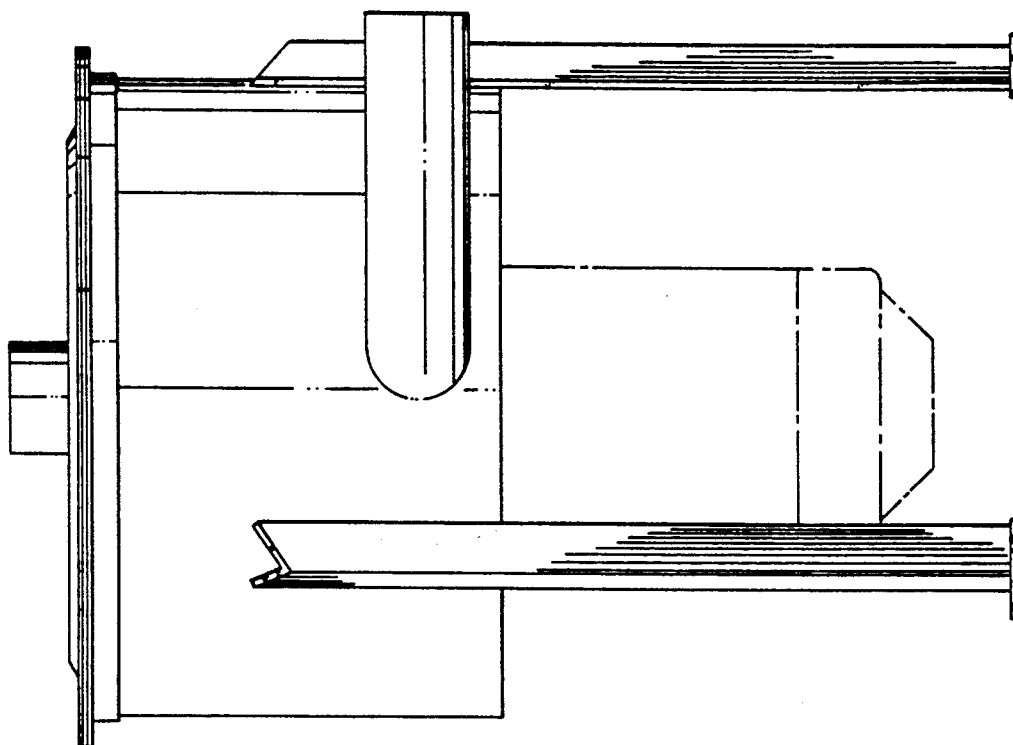


FIG. 1

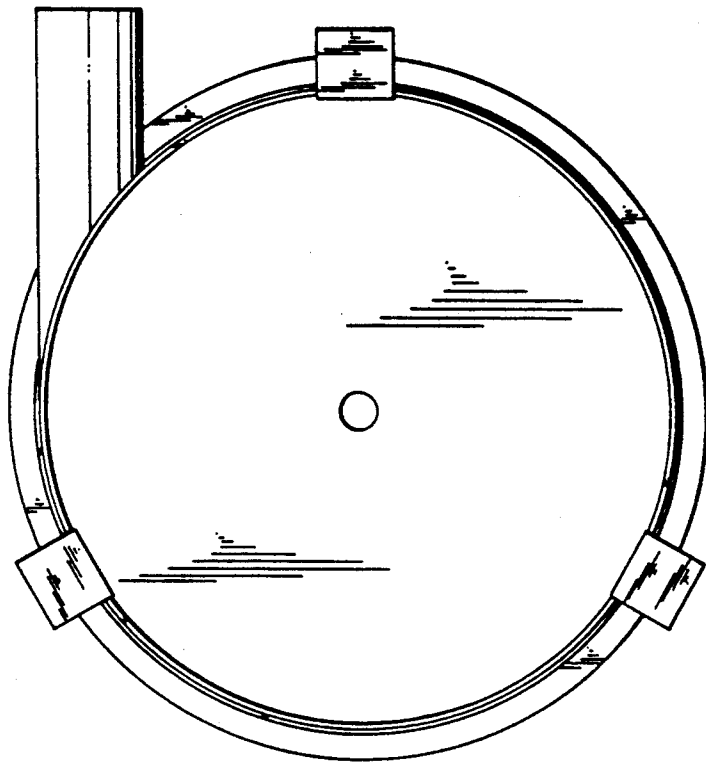


FIG. 4

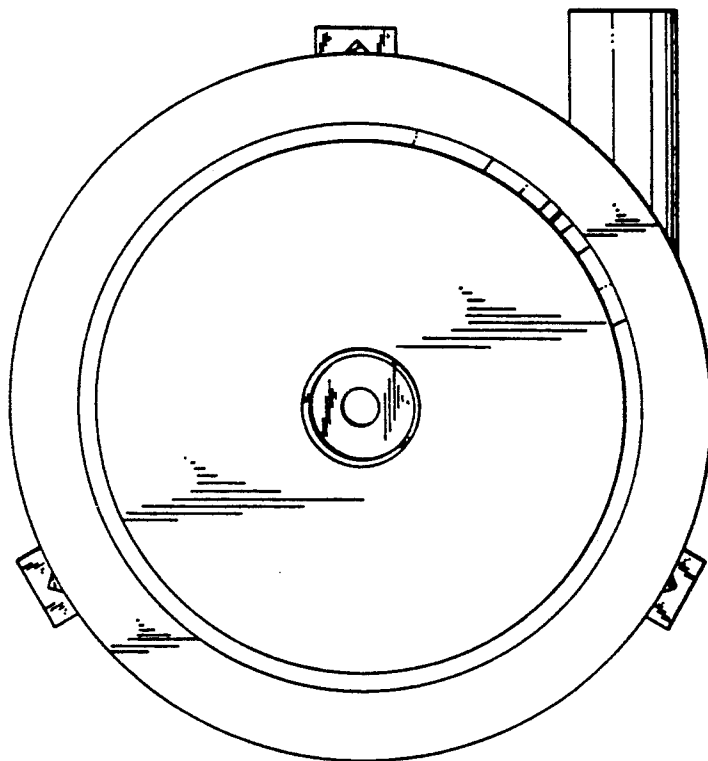


FIG. 3