# United States Patent [19]

**Costantino**

[11] **Des. 258,996**

[45] ** **Apr. 28, 1981**


[54] **COMBINED BILL CLIP AND SAFETY PIN**


[76] Inventor: **Frank Costantino,** 985 Sweet Ave., San Jose, Calif. 95129



[**] Term: **14 Years**

[21] Appl. No.: **924,071**

[22] Filed: **Aug. 3, 1978**

[51] **Int. Cl.** ..... **D2—07**
[52] **U.S. Cl.** ..... **D2/430;** D19/65
[58] **Field of Search** ..... D2/412, 413, 430; D19/65; 24/49 CP, 49 A, 49 C, 85 R, 85 A, 85 B, 85 C; D8/395



[56] **References Cited**

U.S. PATENT DOCUMENTS

| | | | |
|---|---|---|---|
| D. 159,706 | 8/1950 | Wilcox | D2/430 |
| 702,456 | 6/1902 | Montgomery | D2/413 |
| 1,281,114 | 10/1918 | Winter | 24/85 R |
| 1,696,580 | 12/1978 | Morgan et al. | 24/85 R |



*Primary Examiner*—George P. Word
*Attorney, Agent, or Firm*—Thomas Schneck


[57] **CLAIM**

The ornamental design for a combined bill clip and safety pin, as shown.

**DESCRIPTION**

FIG. **1** is a perspective view of a combined bill clip and safety pin showing my new design;
FIG. **2** is top plan view thereof;
FIG. **3** is a left side elevational view thereof;
FIG. **4** is a bottom plan view thereof.



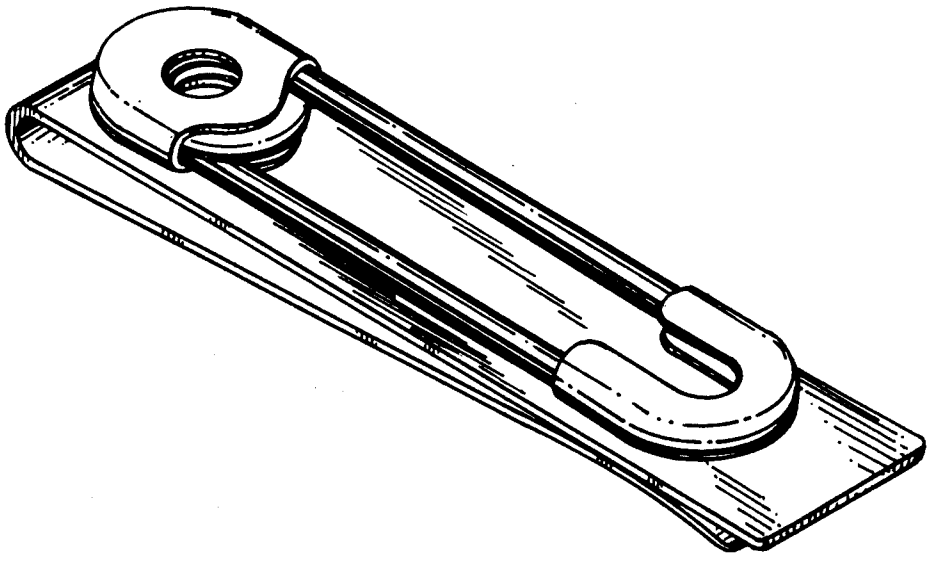

FIG. 1



FIG. 4