

PCTWORLD INTELLECTUAL PROPERTY ORGANIZATION
International Bureau

INTERNATIONAL APPLICATION PUBLISHED UNDER THE PATENT COOPERATION TREATY (PCT)

(51) International Patent Classification ⁶ : A61K 31/425	A1	(11) International Publication Number: WO 96/22772 (43) International Publication Date: 1 August 1996 (01.08.96)
(21) International Application Number: PCT/US96/00856 (22) International Filing Date: 22 January 1996 (22.01.96) (30) Priority Data: 08/376,606 23 January 1995 (23.01.95) US (60) Parent Application or Grant (63) Related by Continuation US 08/376,606 (CON) Filed on 23 January 1995 (23.01.95) (71) Applicant (for all designated States except US): ELI LILLY AND COMPANY [US/US]; Lilly Corporate Center, Indianapolis, IN 46285 (US). (72) Inventors; and (75) Inventors/Applicants (for US only): KINGSTON, Ann, E. [GB/GB]; 15 Tolpuddle Way, Yateley, Camberley, Surrey GU17 7BH (GB). PANETTA, Jill, A. [US/US]; 195 Scranton Court, Zionsville, IN 46077 (US). (74) Agents: TAYLOR, Douglas, J. et al.; Eli Lilly and Company, Lilly Corporate Center, Indianapolis, IN 46285 (US).		(81) Designated States: AL, AM, AU, AZ, BB, BG, BR, BY, CA, CN, CZ, EE, FI, GE, HU, IS, JP, KE, KG, KP, KR, KZ, LK, LR, LS, LT, LV, MD, MG, MK, MN, MW, MX, NO, NZ, PL, RO, RU, SD, SG, SI, SK, TJ, TM, TR, TT, UA, UG, US, UZ, VN, ARIPO patent (KE, LS, MW, SD, SZ, UG), OAPI patent (BF, BJ, CF, CG, CI, CM, GA, GN, ML, MR, NE, SN, TD, TG). Published <i>With international search report.</i>
(54) Title: METHOD FOR TREATING MULTIPLE SCLEROSIS (57) Abstract Provided is a method of treating multiple sclerosis employing certain aryl-substituted rhodanines.		

FOR THE PURPOSES OF INFORMATION ONLY

Codes used to identify States party to the PCT on the front pages of pamphlets publishing international applications under the PCT.

AM	Armenia	GB	United Kingdom	MW	Malawi
AT	Austria	GE	Georgia	MX	Mexico
AU	Australia	GN	Guinea	NE	Niger
BB	Barbados	GR	Greece	NL	Netherlands
BE	Belgium	HU	Hungary	NO	Norway
BF	Burkina Faso	IE	Ireland	NZ	New Zealand
BG	Bulgaria	IT	Italy	PL	Poland
BJ	Benin	JP	Japan	PT	Portugal
BR	Brazil	KE	Kenya	RO	Romania
BY	Belarus	KG	Kyrgyzstan	RU	Russian Federation
CA	Canada	KP	Democratic People's Republic of Korea	SD	Sudan
CF	Central African Republic	KR	Republic of Korea	SE	Sweden
CG	Congo	KZ	Kazakhstan	SG	Singapore
CH	Switzerland	LI	Liechtenstein	SI	Slovenia
CI	Côte d'Ivoire	LK	Sri Lanka	SK	Slovakia
CM	Cameroon	LR	Liberia	SN	Senegal
CN	China	LT	Lithuania	SZ	Swaziland
CS	Czechoslovakia	LU	Luxembourg	TD	Chad
CZ	Czech Republic	LV	Latvia	TG	Togo
DE	Germany	MC	Monaco	TJ	Tajikistan
DK	Denmark	MD	Republic of Moldova	TT	Trinidad and Tobago
EE	Estonia	MG	Madagascar	UA	Ukraine
ES	Spain	ML	Mali	UG	Uganda
FI	Finland	MN	Mongolia	US	United States of America
FR	France	MR	Mauritania	UZ	Uzbekistan
GA	Gabon			VN	Viet Nam

-1-

5

METHOD FOR TREATING MULTIPLE SCLEROSIS

This invention provides a method of treating multiple sclerosis in mammals.

10

Multiple sclerosis was first described as a clinical entity in 1868. Clinically, it is a highly variable disease, which usually begins between the second and fifth decades of life. The most common signs of multiple sclerosis are sensory and visual motor dysfunction. In the chronic form the patient has periods of remission, but with each remission there is greater neurological dysfunction.

15

Macroscopically, multiple sclerosis involves lesions of 1 to 4 cm called plaques scattered throughout the white matter of the central nervous system. Microscopically, the disease is characterized by a breakdown of the nervous system's myelin sheath. There is also a loss of myelin basic protein in the area of the lesions.

20

The etiology and pathogenesis of multiple sclerosis remains obscure. Both chronic infectious agents and auto-immunity have been involved and, in fact, both might be important. Meanwhile, the need continues for safer, better calibrated drugs which will either slow the process of neurodegeneration associated with multiple sclerosis or even prevent such neurodegeneration altogether.

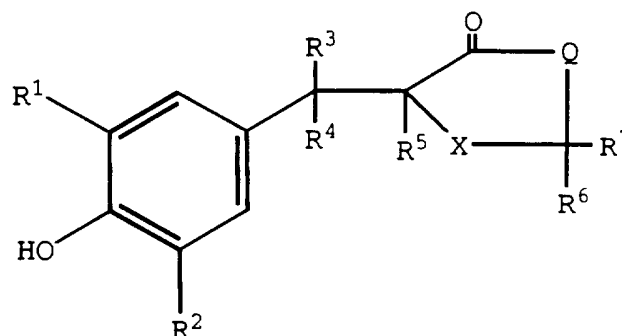
25

30

It is an object of this invention to provide a new method for treating multiple sclerosis, which method comprises administering a compound selected from among certain aryl-substituted rhodanine derivatives of the general formula.

35

-2-



The present method provides for safe and efficacious treatment of multiple sclerosis by slowing (or, quite possibly, preventing) the process of neurodegeneration associated with such disease.

The method of the present invention employs certain aryl-substituted rhodanine derivatives of the general formula set forth above. Such compounds are known in the art (see for example European Patent Applications 211,670, 587,377 and 391,644 and United States Patent Nos. 5,158,966 and 5,216,002) as being useful for treating inflammation, arthritis, Type I diabetes, Inflammatory Bowel Disease, hyperglycemia, Alzheimers disease and muscular dystrophy and for preventing ischemia-induced cell damage.

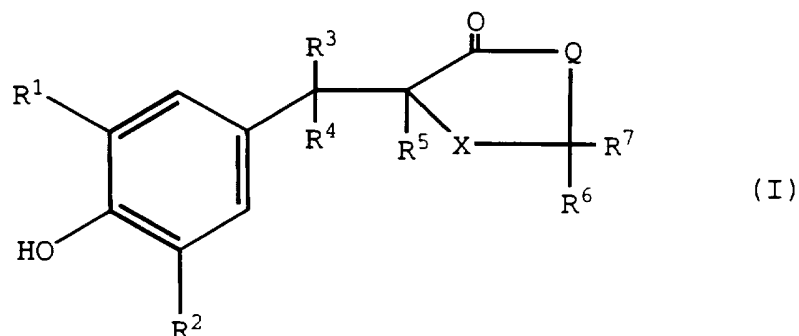
The aryl-substituted rhodanines employed in the method of the present invention have not heretofore been used to treat multiple sclerosis in mammals. The known activities of such compounds, as set forth above, in no way suggest the method of the present invention. Accordingly, an object of the present invention is to provide a new pharmacological use for certain known rhodanine derivatives.

Other objects, features and advantages of the present invention will become apparent from the subsequent description and the appended claims.

The present invention provides a method of treating multiple sclerosis in a mammal in need of such treatment, which comprises administering to said mammal a

-3-

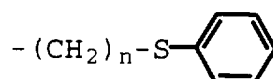
therapeutically effective amount of a compound, or
pharmaceutically acceptable salt thereof, of the formula (I)



5

wherein:

R^1 and R^2 are each independently hydrogen, C_1 - C_6 alkyl, C_1 - C_6 alkoxy, C_2 - C_6 alkenyl, C_2 - C_6 alkynyl or



10

where n is an integer from 0 to 3, both inclusive;

R^3 is hydrogen or C_1 - C_6 alkyl;

R^4 and R^5 are each hydrogen or when taken together
15 form a bond;

R^6 and R^7 are each hydrogen or when taken together
are =S, or when one of R^6 or R^7 is hydrogen the other is
-SCH₃;

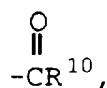


20

where m is 0, 1 or 2;

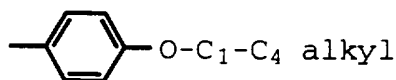
Q is -O- or -NR⁸; and

R^8 is hydrogen, C_1 - C_6 alkyl, C_3 - C_8 cycloalkyl, C_2 - C_6 alkenyl, -SO₂CH₃ or -(CH₂)_n-Y, where n is an integer from 0 to
25 3, both inclusive, and Y is cyano, OR⁹,

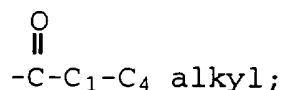


-4-

tetrazolyl, $-NR^{11}R^{12}$, $-SH$, $-S(C_1-C_4 \text{ alkyl})$ or

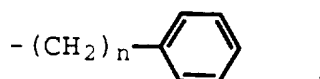


5 where R^9 is hydrogen, C_1-C_4 alkyl, tosyl or



R^{10} is hydroxy, C_1-C_4 alkyl, C_1-C_4 alkoxy or $-NH_2$;

10 R^{11} and R^{12} are each independently hydrogen, C_1-C_6 alkyl, C_2-C_6 alkenyl, C_2-C_6 alkynyl, $-(CH_2)_qOH$, $-(CH_2)_qN(C_1-C_4 \text{ alkyl})_2$, $-(CH_2)_qS(C_1-C_4 \text{ alkyl})$ or



15

where q is an integer from 1 to 6, both inclusive, and n is as defined above; or R^{11} and R^{12} taken together form a morpholinyl, piperidinyl, piperazinyl or N-methylpiperazinyl ring.

20

Detailed Description of the Invention

As used herein, the term " C_1-C_6 alkyl" refers to straight and branched chain aliphatic radicals of 1 to 6 carbon atoms, both inclusive, such as methyl, ethyl, propyl, isopropyl, butyl, isobutyl, sec-butyl, tert-butyl, n-pentane, isopentane, n-hexane, isohexane and the like. The term " C_1-C_6 alkyl" includes within its definition the term " C_1-C_4 alkyl".

30 The term " C_1-C_6 alkoxy" refers to alkyl radicals of 1 to 6 carbon atoms, both inclusive, attached to the remainder of the molecule by oxygen and includes methoxy, ethoxy, propoxy, isopropoxy, butoxy, isobutoxy, sec-butoxy, tert-butoxy, pentoxy, hexoxy and the like. The term " C_1-C_6

-5-

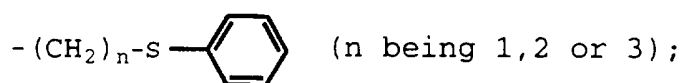
alkoxy" includes within its definition the term "C₁-C₄ alkoxy".

The term "C₂-C₆ alkenyl" refers to straight and branched chain radicals of 2 to 6 carbon atoms, both inclusive, having a double bond. As such, the term includes ethylene, propylene, isopropylene, 1-butene, 2-butene, 2-methyl-1-propene, 1-pentene, 2-pentene, 2-methyl-2-butene and the like.

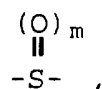
The term "C₂-C₆ alkynyl" refers to straight and branched chain radicals of 2 to 6 carbon atoms, both inclusive, having a triple bond. As such, the term includes acetylene, propyne, 1-butyne, 2-butyne, 1-pentyne, 2-pentyne, 3-methyl-1-butyne, 1-hexyne, 2-hexyne, 3-hexyne and the like.

The term "C₃-C₈ cycloalkyl" refers to saturated alicyclic rings of 3 to 8 carbon atoms, both inclusive, such as cyclopropyl, methylcyclopropyl, cyclobutyl, cyclopentyl, cyclohexyl and cyclooctyl.

Compounds of formula I wherein Q is -NR⁸ and R⁸ is other than C₂-C₆ alkenyl or -SO₂CH₃ and Y is other than cyano, tetrazolyl, -SH or -S(C₁-C₄ alkyl) are preferred for use in the method of treating multiple sclerosis of the present invention. Of this preferred group of compounds, somewhat more preferred are those compounds of formula I wherein R¹ and R² are each C₁-C₆ alkyl, C₁-C₆ alkoxy or



R³ is hydrogen, R⁴ and R⁵ are each hydrogen or when taken together form a bond; R⁶ and R⁷ are each hydrogen or when taken together are =S; X is

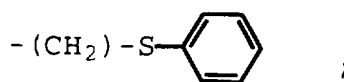


where m is 0; Q is -NR⁸ and R⁸ is as defined for the preferred group of compounds. Of this somewhat more preferred group of

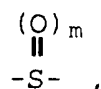
-6-

compounds, particularly preferred compounds for use in treating multiple sclerosis, as set forth herein, are those compounds wherein R^1 , R^2 , R^3 , R^4 , R^5 , R^6 , R^7 , Q , X and m are as set forth immediately above, and R^8 is hydrogen, C_1 - C_6 alkyl or $-(CH_2)_n-Y$, where n is 0, 1 or 2 and Y is OR^9 (R^9 being hydrogen or C_1 - C_4 alkyl) or $-NR^{11}R^{12}$ [R^{11} and R^{12} each being independently hydrogen, C_1 - C_6 alkyl or $-(CH_2)_qOH$, where q is 1, 2 or 3].

Of these particularly preferred compounds, especially preferred compounds for use in the method of the present invention are those compounds wherein R^1 and R^2 are independently C_1 - C_6 alkyl (and, in particular, 1,1-dimethylethyl) or



R^6 and R^7 are hydrogen or when taken together are $=S$; R^4 and R^5 taken together form a bond; X is



where m is 0; Q is $-NR^8$ and R^8 is hydrogen, C_1 - C_4 alkyl or $-(CH_2)_n-Y$ where n is 0, 1 or 2 and Y is $-NR^{11}R^{12}$ [R^{11} and R^{12} each being independently hydrogen, methyl or $-(CH_2)_qOH$, where q is 2] or OR^9 (R^9 being hydrogen). Of these especially preferred compounds substantially preferred are those compounds wherein R^8 is C_1 - C_4 alkyl and, in particular, methyl.

The most preferred compounds for use in the method of treating multiple sclerosis provided herein are 5-[[3,5-bis(1,1-dimethylethyl)-4-hydroxyphenyl]methylene]-3-methyl-4-thiazolidinone; 5-[[3,5-bis(1,1-dimethylethyl)-4-hydroxyphenyl]methylene]-3-(dimethylamino)-4-thiazolidinone; 5-[[3,5-bis(1,1-dimethylethyl)-4-hydroxyphenyl]methylene]-3-

-7-

(methylamino)-4-thiazolidinone; 5-[[3,5-bis(1,1-dimethylethyl)-4-hydroxyphenyl]methylene]-3-(2-hydroxyethyl)-4-thiazolidinone; 5-[[3,5-bis(1,1-dimethylethyl)-4-hydroxyphenyl]methylene]-3-amino-4-thiazolidinone; 5-[[3,5-bis(1,1-dimethylethyl)-4-hydroxyphenyl]methylene]-3-[(2-hydroxyethyl)amino]-4-thiazolidinone; and 4-[[3,5-bis(1,1-dimethylethyl)-4-hydroxyphenyl]methylene]-1,3-oxothiolan-5-one.

10 Further typical examples of compounds of formula I which are useful in treating multiple sclerosis according to this invention include:

5-[[3,5-bis(1,1-dimethylethyl)-4-hydroxyphenyl]methylene]-3-(3-methoxypropyl)-2-thioxo-4-thiazolidinone

15 5-[[3,5-bis(1,1-dimethylethyl)-4-hydroxyphenyl]methylene]-3-[(2-ethylthio)ethyl]-4-thiazolidinone

5-[[3,5-bis(1,1-dimethylethyl)-4-hydroxyphenyl]methyl]-3-(methylthiomethyl)-4-thiazolidinone

20 3-acetyl-5-[[3,5-bis(1,1-dimethylethyl)-4-hydroxyphenyl]methylene]-4-thiazolidinone

5-[[3,5-bis(1,1-dimethylethyl)-4-hydroxyphenyl]methyl]-3-[N-methyl,N-(1-methylethyl)amino]-4-thiazolidinone

25 5-[[3,5-bis(1,1-dimethylethyl)-4-hydroxyphenyl]methylene]-3-[N-methyl,N-(1-methylethyl)amino]-4-thiazolidinone

5-[4-hydroxybenzal]rhodanine

5-(4-hydroxy-3-methoxybenzylidene)rhodanine

5-[(4-hydroxy-3,5-dipropylphenyl)methylene]-3-[2-(dimethylamino)ethyl]-4-thiazolidinone

30 5-[[3,5-bis(1-methylpropyl)-4-hydroxyphenyl]methylene]-3-methyl-4-thiazolidinone

5-[[3,5-dimethyl-4-hydroxyphenyl]methylene]-3-methyl-4-thiazolidinone

35 5-[[3,5-bis(1,1-dimethylethyl)-4-hydroxyphenyl]methylene]-3-(methylsulfonyl)-4-thiazolidinone

5-[[4-hydroxy-3,5-bis(1,1-dimethylethyl)phenyl]methylene]-3-(propylamino)-4-thiazolidinone

-8-

- 3-amino-5-[[3,5-bis(1,1-dimethylethyl)-4-hydroxyphenyl]methylene]-2-thioxo-4-thiazolidinone
- 5-[(4-hydroxy-3,5-dimethoxyphenyl)methylene]-3-methyl-2-thioxo-4-thiazolidinone
- 5-[(3,5-di-2-propenyl-4-hydroxyphenyl)methylene]-3-[2-(dimethylamino)ethyl]-4-thiazolidinone
- 5-[(4-hydroxy-3,5-dimethoxyphenyl)methylene]-3-methyl-2-thioxo-4-thiazolidinone
- 5-[[3,5-diethenyl-4-hydroxyphenyl]methylene]-3-(3-methoxypropyl)-2-thioxo-4-thiazolidinone
- 5-[[3,5-bis(4-pentyne)-4-hydroxyphenyl]methyl]-3-ethylamino-4-thiazolidinone
- 5-[[3-ethylthiophenyl-4-hydroxy-5-methylphenyl]methylene]-2-thioxo-4-thiazolidinone
- 5-[[3-(2-butene)-4-hydroxy-5-isopropoxyphenyl]methyl]-3-(3-diethylaminopropyl)-4-thiazolidinone
- 5-[[3-(2-propenyl)-4-hydroxy-5-(1,1-dimethylethyl)phenyl]methylene]-3-cyclohexyl-4-thiazolidinone
- 5-[[3,5-(methylthiophenyl)-4-hydroxyphenyl]methylene]-3-propyl-2-thioxo-4-thiazolidinone
- 5-[[3-(3-methyl-1-butene)-4-hydroxy-5-propylphenyl]methylene]-3-ethylcyano-4-thiazolidinone
- 5-[[3-(2-propenyl)-4-hydroxy-5-methoxyphenyl]methyl]-3-ethoxy-4-thiazolidinone
- 5-[[3,5-di-2-propenyl)-4-hydroxyphenyl]methylene]-3-(methylaminomethyl)-2-thioxo-4-thiazolidinone
- 5-[[3,5-bis(1,1-dimethylethyl)-4-hydroxyphenyl]methylene]-2-thioxo-4-thiazolidinone
- 5-[[3,5-bis(1,1-dimethylethyl)-4-hydroxyphenyl]methylene]-4-thiazolidinone
- 5-[[3,5-bis(1,1-dimethylethyl)-4-hydroxyphenyl]methyl]-4-thiazolidinone
- 5-[[3,5-bis(1,1-dimethylethyl)-4-hydroxyphenyl]methyl]-2-thioxo-4-thiazolidinone
- 5-[[3,5-bis(1-methylethyl)-4-hydroxyphenyl]methylene]-3-methyl-4-thiazolidinone

The aryl-substituted rhodanine derivatives of formula I are either known in the art or may be prepared by any of a number of well-known procedures. For example, Teuber *et al.*, Leibigs Ann. Chem., 757 (1978) disclose

5 5-[[3,5-bis(1,1-dimethylethyl)-4-hydroxyphenyl]-methylene]-2-thioxo-4-thiazolidinone (referred to in the following discussion as Compound A). The compound is prepared by reacting 3,5-di-tert-butyl-4-hydroxybenzaldehyde with rhodanine at reflux temperature in glacial acetic acid

10 using fused sodium acetate as catalyst. 5-[[3,5-Bis(1,1-dimethylethyl)-4-hydroxyphenyl]methylene]-4-thiazolidinone (Compound B), 5-[[3,5-bis(1,1-dimethylethyl)-4-hydroxyphenyl]methyl]-4-thiazolidinone (Compound C) and

15 5-[[3,5-bis(1,1-dimethylethyl)-4-hydroxyphenyl]methyl]-2-thioxo-4-thiazolidinone (Compound D) can be prepared from Compound A as follows.

When Compound A is subjected to catalytic hydrogenation, one obtains both Compounds B and C. The relative proportions obtained depend upon the temperature,

20 pressure, and duration of hydrogenation, the solvent employed and the particular catalyst used. For example, when Compound A is treated with 5% palladium on carbon in ethanol at 100°C for approximately 18 hours, the relative ratios of Compound B:C are approximately 60:40. Alternatively, these

25 transformations may be accomplished by heating Compound A in a mixture of hydrochloric acid and an alcohol, such as ethanol, in the presence of zinc. Reduction of the thione without affecting the benzylic double bond may be accomplished by heating the thione with a reducing agent such

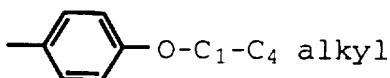
30 as tri-n-butyl tin hydride in a non-reactive solvent, such as toluene, and preferably in the presence of a free radical initiator, such as azobisisobutyronitrile. However, for such reduction to work, an N-substituted rhodanine substrate (i.e., R⁸ cannot be hydrogen) must be employed.

35 The transformation of Compound A to D may be accomplished by a variety of methods known in the art. A preferred method is that taught by Nakamura *et al.*,

-10-

Tetrahedron Letters, 25, 3983 (1984). In this reaction, Compound A is treated with a dihydropyridine such as diethyl 2,6-dimethyl-1,4-dihydro-3,5-pyridinedicarboxylate in the presence of silica gel. The reaction is best carried out in the presence of a nonreactive solvent such as benzene or toluene, preferably under an inert atmosphere. The reaction may be accomplished at temperatures from about 25°C up to the reflux temperature of the mixture. At the preferred temperature of approximately 80°C, the reaction is essentially complete after 12-18 hours.

Other thiazolidinones may, depending on the values selected for the various substituents, be prepared in an analogous fashion. For example, compounds of formula I wherein Q is NR⁸ and R⁸ is hydrogen, C₁-C₆ alkyl, C₃-C₈ cycloalkyl or -(CH₂)_n-Y, where n is as defined for formula I, and Y is cyano or NR¹¹R¹² where R¹¹ and R¹² are each independently hydrogen or C₁-C₆ alkyl, may be prepared by the method of Teuber *et al.* described above, employing the appropriate N-substituted rhodanine and R¹, R²-substituted-4-hydroxy-benzaldehyde. Alternatively, rhodanine may be used for the condensation with the aldehyde to form those species wherein Q is NR⁸ and R⁸ is hydrogen, followed by alkylation with the appropriate R⁸ containing halide, such as an iodide or bromide, to provide the corresponding N-substituted derivative; i.e., those compounds of formula I in which Q is NR⁸ and R⁸ is C₁-C₆ alkyl, C₂-C₆ alkenyl, C₃-C₈ cycloalkyl or -(CH₂)_n-Y, where Y is cyano, OR⁹, -SH, -S(C₁-C₄ alkyl), NR¹¹R¹² or



and n, R⁹, R¹¹ and R¹² are as defined for formula I. The alkylation is usually accomplished in an inert solvent such as tetrahydrofuran (THF) or dimethylformamide (DMF) and in the presence of a strong base such as sodium hydride. In a similar fashion, as is well-known in the art, rhodanine may

-11-

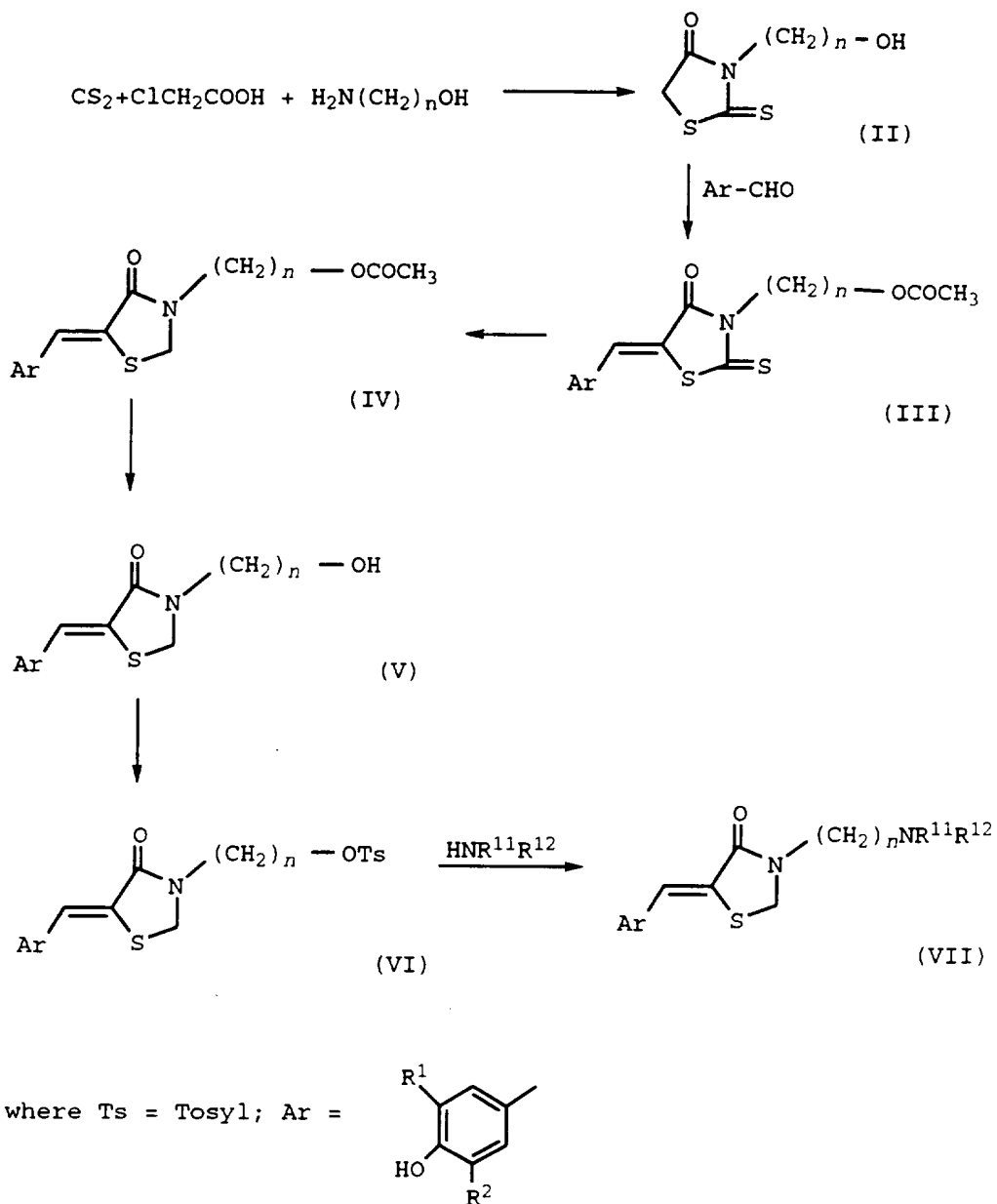
be used for condensation with the aldehyde forming those species wherein Q is NR⁸ and R⁸ is hydrogen, followed by substitution with the appropriate R⁸ containing halide to provide N-substituted derivatives of formula I in which R⁸ is
5 -(CH₂)_n-Y and Y is



where n and R¹⁰ are as defined for formula I.

10 Compounds of formula I wherein Q is NR⁸ and R⁸ is -(CH₂)_n-Y (Y is OR⁹ or NR¹¹R¹², wherein R⁹ is hydrogen, acetyl or tosyl and R¹¹ and R¹² are as defined for formula I) may also be prepared according to the following reaction scheme:

-12-



A hydroxyalkyl rhodanine II is prepared by
 condensing carbon disulfide, chloroacetic acid, and the
 appropriate hydroxyalkylamine by standard techniques. When
 condensed with the appropriate R¹, R²-substituted-4-hydroxy-
 benzaldehyde as described above, the resulting product is the
 condensed 2-thioxo-4-thiazolidinone III which has been
 transformed into the acetyl derivative. The thioxo compound
 may optionally be converted to the methylene compound of
 formula IV as described above. The acetyl group of

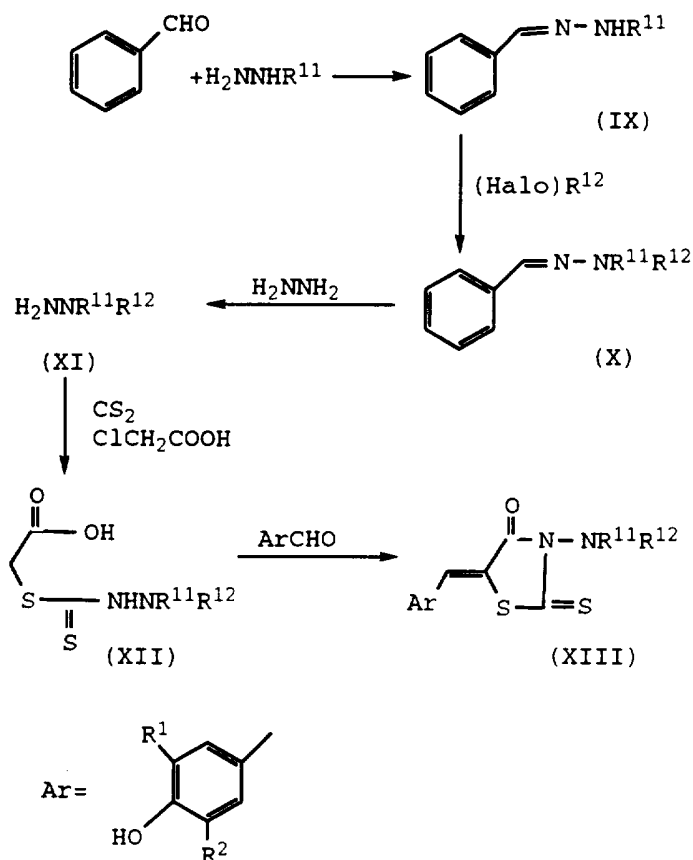
-13-

intermediate IV may be removed upon treatment with aqueous ammonia in a solvent such as acetonitrile to provide compound V (i.e., the compound of formula I wherein Q is NR^8 and R^8 is $-(\text{CH}_2)_n\text{-Y}$ where Y is OR^9 and R^9 is hydrogen). The hydroxy
5 compound V is then converted to the tosyl derivative VI upon treatment with p-toluenesulfonyl chloride in pyridine, preferably at a temperature of around 0°C . The versatile tosyl intermediate VI may then be transformed into additional compounds of formula I upon treatment with an appropriate
10 $\text{HNR}^{11}\text{R}^{12}$ amine, where R^{11} and R^{12} are as stated in the preceeding paragraph. This latter transformation is best accomplished by allowing VI to react in the presence of a molar excess of the amine. Once again, a solvent such as acetonitrile is useful for accomplishing this transformation.

15 The corresponding 1,3-oxothiolan-5-ones of formula I may be prepared from β -(3,5-di-t-butyl-4-hydroxyphenyl)- α -mercaptoacrylic acid (VIII). Compound VIII may be treated with carbon disulfide to prepare the thione analog (Q is $-\text{O}-$, R^6 and R^7 are $=\text{S}$), while reaction of VIII with formic acid
20 provides the corresponding desthione (Q is $-\text{O}-$, R^6 and R^7 are each hydrogen). Compound VIII can be prepared by known methods (see, e.g., Campaigne et al., *J. Org. Chem.*, 26, 359 (1961); id., 26, 1326 (1961); Chakrabarti, et al., *Tetrahedron*, 25(14), 2781 (1969)), or upon heating Compound A
25 with dilute aqueous base.

Compounds of formula I wherein Q is NR^8 and R^8 is $-(\text{CH}_2)_n\text{-Y}$ ($n=0$) and Y is $\text{NR}^{11}\text{R}^{12}$, where R^{11} and R^{12} are as defined for formula I, may be prepared according to the following reaction sequence:

-14-

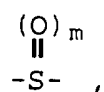


The R^{11} -substituted hydrazine is treated with benzaldehyde in an alcoholic (preferably methanol) solvent to yield intermediate IX which, in turn, is reacted with the appropriate R^{12} -halide in the presence of triethylamine and acetonitrile to render intermediate X. X is then treated with hydrazine to render the $\text{R}^{11},\text{R}^{12}$ -hydrazine, XI. XI may alternatively be prepared by reducing a nitroso- $\text{R}^{11}\text{R}^{12}$ amine using zinc dust and acetic acid or aluminum and a strong base. The nitroso- $\text{R}^{11}\text{R}^{12}$ amine itself is prepared from an $\text{R}^{11},\text{R}^{12}$ amine as described in J. Am. Chem. Soc. **77**, 790 (1955) by treatment with sodium nitrite in HCl. XI is then treated with carbon disulfide, chloroacetic acid and triethylamine to yield intermediate XII. Condensation of XII with the appropriate R^1,R^2 -substituted-4-hydroxybenzaldehyde (i.e., ArCHO) renders XIII. As described previously, the thione may be reduced by treatment with a reducing agent such as tri-n-butyl tin hydride in a non-reactive solvent such as

-15-

toluene, preferably in the presence of a free radical initiator such as azobisisobutyronitrile. Preparation of the species wherein one of R¹¹ or R¹² is hydrogen may be effected before or after reduction of the thione, as desired, by heating the disubstituted compound in a mixture of ethanol/water in the presence of a catalyst, such as a rhodium catalyst.

Those compounds of formula I wherein X is



where m is 1 or 2 are readily prepared from the sulfide (i.e., m=0) by treatment with an oxidizing agent, such as m-chloroperbenzoic acid, in an appropriate organic solvent, such as chloroform, for a time sufficient to effect the desired oxidation.

Compounds of formula I wherein R³ is C₁-C₆ alkyl are prepared by conventional Friedel-Crafts alkylation of the appropriate R¹,R²-substituted phenol, followed by condensation with rhodanine, or the desired N-substituted rhodanine, as described herein or is used as described in the other reaction schemes depicted herein.

It will be readily appreciated by one skilled in the art that the aryl portion of the present compounds of formula I are either commercially available or may be readily prepared by known techniques from commercially available starting materials. For example, p-hydroxybenzaldehyde may be alkylated under Friedel-Crafts conditions to yield an alkylbenzaldehyde which in turn may itself be alkylated. Similarly, the rhodanine or N-substituted rhodanine starting material is either commercially available or may be prepared by well known methodology from commercially available starting materials.

Those compounds of formula I wherein, in the definition of R⁸ Y is cyano, are prepared by treating the non-cyanated analog with the desired halo-substituted

-16-

aliphatic nitrile. From the cyano derivative, the tetrazolyl is prepared by treatment with tri-N-butyl tin azide in, for example, ethylene glycol dimethyl ether. Other compounds of formula I may be prepared as more fully described below from compounds whose synthesis was described generically, supra.

Depending upon the definitions of R³, R⁴ and R⁵, the compounds of formula I may exist in various isomeric forms. This invention is not related to any particular isomer but includes all possible individual isomers and racemates. In general, such stereoisomers may be obtained according to procedures well-known in the art. However, for compounds of formula I wherein X is -S-; R⁴ and R⁵ are hydrogen; and R¹, R², R³, R⁶, R⁷ and Q are as defined above, the individual stereoisomers may be isolated in substantially pure isomeric form according to the procedure described in United States Patent No. 5,216,002. The teaching of such application with respect to the stereoisomer isolation process is herein incorporated by reference.

Pharmaceutically acceptable salts of the compounds of formula I are also considered to be encompassed within the method of the present invention. Such salts, which are well-known in the art, may be prepared by reacting a compound of formula I with a strong base, such as sodium hydroxide, or a strong acid such as hydrochloric acid.

The following examples further illustrate the preparation of compounds which may be employed in the method of treating multiple sclerosis provided by this invention. The examples are illustrative only and are not intended to limit the scope of the invention in any way.

Example 1

5-[[3,5-bis(1,1-dimethylethyl)-4-hydroxyphenyl]-methylene]-2-thioxo-4-thiazolidinone (Compound A)

Under a nitrogen atmosphere, 117.2 g of 3,5-di-tert-butyl-4-hydroxybenzaldehyde, 66.6 g of rhodanine,

-17-

and 143.5 g of fused sodium acetate were heated at reflux in 2500 ml of glacial acetic acid. After heating for 23 hours, the reaction mixture was cooled and poured into a mixture of 1 liter of ethanol and 1 liter of ice with stirring. 500 ml of water were added and, after stirring for 30 minutes, the resulting precipitate was recovered by filtration. The solid was slurried with 500 ml of ethyl acetate and filtered. The precipitate was then dissolved in 3 liters of ethanol, heated to boiling, and water was added until the solution remained cloudy (approximately 450 ml). Upon cooling to room temperature, 99.6 g of the desired title product were recovered by filtration, m.p. approximately 260°C.

Analysis for $C_{18}H_{23}NO_2S_2$:

Calculated: C, 61.86; H, 6.63; N, 4.01;

Found: C, 62.13; H, 6.55; N, 4.15.

Examples 2-3

5-[[3,5-bis(1,1-dimethylethyl)-4-hydroxyphenyl]methylene]-4-thiazolidinone (Compound B) and 5-[[3,5-bis(1,1-dimethylethyl)-4-hydroxyphenyl]methyl]-4-thiazolidinone (Compound C)

A solution of 69.90 g of 5-[[3,5-bis(1,1-dimethylethyl)-4-hydroxyphenyl]methylene]-2-thioxo-4-thiazolidinone in 4 liters of ethanol was hydrogenated at 500 pounds per square inch (psi) in the presence of 200 g of 5% palladium on carbon overnight at 100°C. The reaction mixture was filtered and evaporated to dryness. In sections, the material was dissolved in 1 volume of hot ethyl acetate, diluted with 2 volumes of hexane, filtered, and loaded onto a silica gel chromatography column. Elution with 35% ethyl acetate in hexane provided various fractions which were combined according to the purities of the respective compounds. A total of 4.6 g of Compound B were isolated by chromatography. Fractions which were predominantly Compound B were crystallized from ethyl acetate/hexane providing a total yield of Compound B of 13.79 g. Rechromatography of

-18-

fractions containing impure Compound C on silica eluting with 25% ethyl acetate in hexane provided 9.82 g of Compound C.

2. 5-[[3,5-bis(1,1-dimethylethyl)-4-hydroxy-phenyl]methylene]-4-thiazolidinone, m.p. 209-213°C.

Analysis for $C_{18}H_{25}NO_2S$:

Calculated: C, 67.67; H, 7.89; N, 4.38;

Found: C, 67.44; H, 8.11; N, 4.65.

3. 5-[[3,5-bis(1,1-dimethylethyl)-4-hydroxy-phenyl]methyl]-4-thiazolidinone, m.p. 149-152°C.

Analysis for $C_{18}H_{27}NO_2S$:

Calculated: C, 67.25; H, 8.47; N, 4.36;

Found: C, 67.43; H, 8.44; N, 4.21.

Example 4

5-[[3,5-bis(1,1-dimethylethyl)-4-hydroxy-phenyl]methylene]-4-oxo-3-thiazolidinecarboxylic acid, methyl ester

Under a nitrogen atmosphere, 7.03 g of the compound of Example 2 was dissolved in 330 ml of THF to which was added 581 mg of sodium hydride. The mixture was stirred for 10 minutes after which about 2 g of methyl chloroformate was added and the resulting mixture was stirred for an additional 50 minutes. Water (500 ml) and 7 ml of 1N hydrochloric acid (pH of solution about 3) were added. The resultant mixture was extracted twice with 200 ml portions of ethyl acetate. The organic extracts were combined, stripped to dryness, and crystallized from 15 ml of ethylacetate and 25 ml hexane to render the title compound, m.p. 165-167.5°C.

Analysis for $C_{20}H_{27}NO_4S$:

Calculated: C, 63.63; H, 7.21; N, 3.71;

Found: C, 63.76; H, 7.33; N, 3.68.

-19-

Example 5

5-[[3,5-bis(1,1-dimethylethyl)-4-hydroxy-phenyl]methylene]-4-oxo-3-thiazolidineacetamide

5

Under a nitrogen atmosphere, 7.03 g of the compound of Example 2 was dissolved in 330 ml of THF. To this was added 0.581 g of sodium hydride and the mixture was stirred for 10 minutes. Iodoacetamide (4.07 g) was added and the resultant mixture was heated at reflux temperature for one hour and then cooled. The solution was then poured into 500 ml of a mixture of rapidly stirred ice/water. The pH of the mixture was reduced to about pH 3 by the addition of 10 ml of 1N hydrochloric acid. The resultant mixture was extracted with three 200 ml portions of ethyl acetate. The extracts were combined, stripped, and crystallized from a mixture of 120 ml of ethyl acetate and 100 ml hexane to render 2.79 g of the title compound, m.p. 232-235°C.

10

15

Analysis for $C_{20}H_{28}N_2O_3S$:

20

Calculated: C, 63.80; H, 7.50; N, 7.44;

Found: C, 63.53; H, 7.67; N, 7.14.

Example 6

25

5-[[3,5-bis(1,1-dimethylethyl)-4-hydroxy-phenyl]methylene]-3-[2-(methylthio)ethyl]-4-thiazolidinone

26.7 g of 5-[[3,5-Bis(1,1-dimethylethyl)-4-hydroxyphenyl]methylene-4-thiazolidinone (i.e., the compound of Example 2) was dissolved in 418 ml of DMF to which was added 3.34 g of a 60% sodium hydride dispersion. The resultant mixture was stirred at 100°C under an argon atmosphere. To this was added 8.33 ml of methylthioethyl chloride and the resulting black solution was stirred at 100°C for 6 days. The material was allowed to cool to 30°C after which insoluble material was filtered off. The solid was washed with DMF until its color was gone leaving a white

30

35

-20-

solid which was discarded. The pH of the filtrate and washings was adjusted to 1.5 by the addition of 1N hydrochloric acid with stirring. The mixture was then diluted with a mixture of 1000 ml of diethyl ether and 500 ml of 1N hydrochloric acid which was then shaken and separated. The organic layer was washed with two portions of water and one portion of brine and subsequently dried over sodium sulfate, filtered, evaporated and chased with chloroform to give a black foam/oil. This material was triturated with about 75 ml of chloroform and then filtered and the insoluble solid was washed with additional chloroform until its brown color was gone. The filtrate was then loaded onto a silica gel column which was eluted with 8000 ml of a gradient of 10-30% ethyl acetate in hexane. The various fractions containing the desired product were combined and again loaded onto a silica gel column and eluted with 8000 ml of a gradient of 10-35% acetone in hexane. The fractions containing the desired product were recrystallized with hexane/ethyl acetate to give 1.2 g of the title compound as a tan/orange solid, m.p. 165.5-168°C.

Analysis for $C_{21}H_{31}NO_2S_2$:

Calculated: C, 64.08; H, 7.94; N, 3.56;

Found: C, 63.99; H, 8.13; N, 3.45.

25

Example 7

5-[[3,5-bis(1,1-dimethylethyl)-4-hydroxy-phenyl]methylene]-3-(2-methoxyethyl)-4-thiazolidinone

30

Under an argon atmosphere, 9.58 g of the compound of Example 2 was dissolved in THF with stirring. To this was added 1.2 g of a 60% sodium hydride dispersion and the reaction mixture was then heated to reflux. 2.82 ml of methoxyethylbromide were then added and the resultant mixture was allowed to stir at reflux for five days. After five days, 0.2 equivalents of potassium iodide were added and the reaction was allowed to continue at reflux temperature for an

35

-21-

additional two days. The mixture was then allowed to cool and was diluted with diethyl ether and water. The pH of the mixture was adjusted to pH 2 by the addition of 1N hydrochloric acid with stirring. Organic and aqueous layers formed and were separated and the organic layer was washed with saturated sodium bicarbonate, then brine, and subsequently dried over sodium sulfate, filtered, evaporated and then chased with chloroform. The resultant material was then dissolved in 50 ml of chloroform and a precipitate formed. An additional 25 ml of chloroform was added and the mixture was heated. The resultant solution was filtered, chromatographed on silica gel, and subsequently eluted with 8000 ml of a 10-30% gradient of ethyl acetate in hexane followed by elution with 4000 ml of a 30-40% gradient of ethyl acetate in hexane. The various fractions containing the desired product were combined, evaporated to dryness and then chased with chloroform to render an orange sticky solid. This material was then dissolved in 15 ml of ethyl acetate with heating on a steam bath and subsequently diluted with 250 ml of hexane. The mixture was allowed to cool to room temperature, with precipitate forming, and allowed to stand for three days. The material was filtered and washed with hexane to yield 5.16 g of the title compound, m.p. 147-149°C.

Analysis for $C_{21}H_{31}NO_3S$:

Calculated: C, 66.80; H, 8.28; N, 3.71;
Found: C, 67.04; H, 8.30; N, 3.74.

Example 8

5-[[3,5-bis(1,1-dimethylethyl)-4-hydroxyphenyl]methyl]-2-thioxo-4-thiazolidinone (Compound D)

Under a nitrogen atmosphere, 13.98 g of 5-[[3,5-bis(1,1-dimethylethyl)-4-hydroxyphenyl]methylene]-2-thioxo-4-thiazolidinone, 13.17 g of diethyl 2,6-dimethyl-1,4-dihydro-3,5-pyridinedicarboxylate and 600 ml of toluene were stirred to effect solution. Forty grams of

-22-

silica gel 60 (finer than 230 mesh) previously dried in vacuo at 50°C for 7 hours were added to the reaction. The reaction was heated at reflux for 18 hours and filtered hot. The filtrate was evaporated to dryness. The residue was
5 dissolved in 500 ml of ethyl acetate, washed 5 times each with 400 ml of 1N hydrochloric acid, dried over sodium sulfate, filtered, and evaporated in vacuo to provide a yellow solid. Chromatography over silica gel eluting with 2.5% ethyl acetate in toluene provided 8.0 g of the desired
10 title product, m.p. 178-179°C.

Analysis for $C_{18}H_{25}NO_2S_2$:

Calculated: C, 61.50; H, 7.17; N, 3.98;

Found: C, 61.28; H, 7.19; N, 3.94.

15

Example 9

5-[[3,5-bis(1,1-dimethylethyl)-4-hydroxy-phenyl]methylene]-3-methyl-2-thioxo-4-thiazolidinone
20

The title compound was prepared in 76% yield from 3,5-di-tert-butyl-4-hydroxybenzaldehyde and N-methylrhodanine following the procedure of Example 1, m.p. >230°C.

25 Analysis for $C_{19}H_{25}NO_2S_2$:

Calculated: C, 62.77; H, 6.93; N, 3.85; S, 17.64;

Found: C, 62.54; H, 7.05; N, 3.66; S, 17.82.

Example 10

30

5-[[3,5-bis(1,1-dimethylethyl)-4-hydroxy-phenyl]methylene]-3-methyl-4-thiazolidinone

The title compound was prepared in 71% yield from
35 10.31 g of the thione of Example 9 upon heating with 38.15 ml of tri-n-butyl tin hydride and 1.16 g of azobisisobutyronitrile (AIBN) in 142 ml of toluene at reflux temperature for

-23-

one hour. The product was isolated by adding water to the cooled reaction mixture, separating the layers, washing the organic layer with 1N hydrochloric acid and a saturated sodium chloride solution, drying over magnesium sulfate, concentrating in vacuo, and purifying the residue by chromatography over silica gel eluting with a 10-50% hexane in ethyl acetate gradient. The purified product had a melting point of 142-144°C.

Analysis for $C_{19}H_{27}NO_2S$:

Calculated: C, 68.43; H, 8.16; N, 4.20;
Found: C, 68.68; H, 8.00; N, 3.97.

Example 11

5-[[3,5-bis(1,1-dimethylethyl)-4-hydroxy-phenyl]methyl]-3-methyl-4-thiazolidinone

To 100 ml of THF was added 6.43 g of the compound of Example 3. Sodium hydride (0.9 g) was added, resulting in the evolution of a gas. 1.25 ml (1.0 eq.) of iodomethane was added and the resultant mixture was stirred at room temperature for 23 hours after which the mixture was diluted with a volume of diethyl ether and 1N HCl. The organic layer was separated and dried over sodium sulfate, filtered and evaporated. The resultant solid was chased with chloroform to render an orange foam. A 5.93 g sample of this material was dissolved in 14 ml of a hot mixture of ethyl acetate diluted with 225 ml of hexane and then allowed to cool to room temperature overnight. The solvent was evaporated and the resultant solid was dissolved in 40 ml of a hot mixture of diethyl ether diluted with about 400 ml of hexane. The mixture was allowed to cool to room temperature overnight and a precipitate formed which was collected by filtration, washed with hexane and dried in vacuo to render 3.98 g of the desired, title compound, m.p. 102°-105°C.

Analysis for $C_{19}H_{29}NO_2S$:

-24-

Calculated: C, 68.02; H, 8.71; N, 4.17;
Found: C, 68.22; H, 8.80; N, 4.21.

Example 12

5

5-[[3,5-bis(1,1-dimethylethyl)-4-hydroxy-phenyl]methylene]-3-methyl-4-thiazolidinone, 1-oxide

Under a nitrogen atmosphere, 6.67 g of the compound
10 of Example 10 was dissolved in 100 ml of chloroform with
stirring and the resultant mixture was cooled to 4°C.
Meta-chloroperbenzoic acid was added dropwise (with
additional chloroform) after which the reaction mixture was
poured into a separatory funnel and washed with saturated
15 sodium bicarbonate. The layers were separated, and the
organic layer was dried over sodium sulfate, filtered and
evaporated to give a white foam. The foam was dissolved in
70 ml of ethyl acetate with heating on a steam bath and
diluted with 125 ml of hexane while boiling. A precipitate
20 formed and the reaction mixture was allowed to cool to room
temperature overnight. The precipitate was filtered,
subsequently washed with hexane, and dried under vacuum at
room temperature for two hours to render 6.10 g of the title
compound, m.p. 183-184°C.

25

Analysis for C₁₉H₂₇NO₃S:

Calculated: C, 65.30; H, 7.79; N, 4.01;

Found: C, 65.46; H, 7.68; N, 4.01.

Example 13

30

5-[[3,5-bis(1,1-dimethylethyl)-4-hydroxy-phenyl]methylene]-3-methyl-4-thiazolidinone, 1,1-dioxide

Under a nitrogen atmosphere, 1 g of the compound of
Example 10 was dissolved in 15 ml of chloroform with stirring
35 while cooled in an ice bath. To this was added, dropwise,
1.29 g of m-chloroperbenzoic acid and an additional 18 ml of
chloroform such that the addition was complete in 15 minutes.

-25-

The mixture was removed from the ice bath, stirred at room temperature for 22 hours, transferred to a separatory funnel and then washed with a saturated sodium bicarbonate solution. The layers were separated and the organic layer was washed
5 with brine, separated, dried over sodium sulfate, filtered and evaporated. The resultant residue was taken up in 12 ml of ethyl acetate and diluted with 50 ml of hexane while boiling on a steam bath. The mixture was allowed to cool to room temperature overnight and the resultant precipitate was
10 filtered, washed with hexane and dried in vacuo to yield 0.75 g of the desired titled compound, m.p. 217-221°C.

Analysis for $C_{19}H_{27}NO_4S$:

Calculated: C, 62.44; H, 7.45; N, 3.83;

Found: C, 62.17; H, 7.26; N, 3.95.

15

Example 14

5-[[3,5-bis(1,1-dimethylethyl)-4-hydroxy-phenyl]methylene]-3-ethyl-4-thiazolidinone

20

To a solution of 9.58 g of 5-[[3,5-bis(1,1-dimethylethyl)-4-hydroxyphenyl]methylene]-4-thiazolidinone in 150 ml of tetrahydrofuran were added 1.20 g of a 60% dispersion of sodium hydride in mineral oil. After gas
25 evolution ceased, 2.4 ml of ethyl iodide were added and the reaction mixture was stirred for two days under an argon atmosphere. The mixture was heated at reflux for six hours, cooled, diluted with diethyl ether and water, and adjusted to pH 3 with 1N hydrochloric acid. The layers were separated,
30 and the organic layer was washed with a saturated sodium bicarbonate solution followed by a saturated sodium chloride solution. Concentration of the dried organic solution and chromatography of the resulting residue over silica gel eluting with a 10-30% ethyl acetate in hexane gradient
35 provided 3.65 g of the desired title product, m.p. 169-172.5°C.

Analysis for $C_{20}H_{29}NO_2S$:

-26-

Calculated: C, 69.12; H, 8.41; N, 4.03;

Found: C, 69.39; H, 8.52; N, 4.30.

Examples 15-16

5

The following compounds were prepared from the appropriate alkyl iodide according to the procedure of Example 14.

10 15. 5-[[3,5-bis(1,1-dimethylethyl)-4-hydroxy-phenyl]methylene]-3-propyl-4-thiazolidinone, 60% yield, m.p. 145-146.5°C.

Analysis for C₂₁H₃₁NO₂S:

Calculated: C, 69.76; H, 8.64; N, 3.87;

15 Found: C, 70.05; H, 8.76; N, 4.01.

16. 5-[[3,5-bis(1,1-dimethylethyl)-4-hydroxy-phenyl]methylene]-3-butyl-4-thiazolidinone, 60% yield, m.p. 168.5-169.5°C.

20 Analysis for C₂₂H₃₃NO₂S:

Calculated: C, 70.36; H, 8.86; N, 3.73;

Found: C, 70.60; H, 8.81; N, 3.97.

Examples 17-19

25

The following compounds were prepared according to the procedure of Example 1 (or as set forth elsewhere herein) employing an appropriate N-substituted rhodanine and benzaldehyde.

30

17. 5-[[3-methylthiophenyl)-4-hydroxy-5-ethoxyphenyl]methylene]-2-thioxo-3-methyl-4-thiazolidinone, m.p. 137° C.

Analysis for C₂₀H₁₉NO₃S₃:

35 Calculated: C, 57.53; H, 4.59; N, 3.35;

Found: C, 58.80; H, 4.38; N, 3.43.

-27-

18. 5-[[3,5-bis(1,1-dimethylethyl)-4-hydroxy-phenyl]methylene]-3-cyclopropyl-2-thioxo-4-thiazolidinone, 93% yield, m.p. 158-168°C.

5 19. 5-[[3,5-bis(1,1-dimethylethyl)-4-hydroxy-phenyl]methylene]-3-dimethylamino-2-thioxo-4-thiazolidinone, 65% yield.

Examples 20-21

10

The thiones of Examples 18-19 were reduced using the procedure of Example 10 to provide the following compounds of the invention.

15 20. 5-[[3,5-bis(1,1-dimethylethyl)-4-hydroxy-phenyl]methylene]-3-cyclopropyl-4-thiazolidinone, 46% yield, m.p. 162-164°C.

Analysis for C₂₁H₂₉NO₂S:

Calculated: C, 70.16; H, 8.13; N, 3.90;

20 Found: C, 69.91; H, 8.23; N, 3.75.

21. 5-[[3,5-bis(1,1-dimethylethyl)-4-hydroxy-phenyl]methylene]-3-(dimethylamino)-4-thiazolidinone, 41% yield, m.p. 138-141°C.

25 Analysis for C₂₀H₃₀N₂O₂S:

Calculated: C, 66.26; H, 8.34; N, 7.73;

Found: C, 66.55; H, 8.59; N, 7.47.

Example 22

30

5-[[3,5-bis(1,1-dimethylethyl)-4-hydroxy-phenyl]methylene]-3-(dimethylamino)-4-thiazolidinone, 1-oxide

35 Under a nitrogen atmosphere, 9.06 g of the compound of Example 21 was dissolved in 125 ml of chloroform with stirring while cooled in an ice bath. To this was added (dropwise) 5.39 g of meta-chloroperbenzoic acid in 75 ml of

-28-

chloroform over a period of 25 minutes at 0°C. After an additional 10 minutes, the reaction mixture was transferred to a separatory funnel, washed with saturated sodium bicarbonate and the layers separated. The aqueous layer was washed with chloroform. This wash was added to the original chloroform extract resulting in a slow breaking emulsion. The organic layer was dried over sodium sulfate, filtered, washed and the solvent removed by evaporation. The resultant residue was subsequently taken up in about 225 ml of ethyl acetate with heating on a steam bath and then diluted with about 100 ml of hexane. A precipitate formed and the resultant mixture was allowed to cool to room temperature overnight. The precipitate was filtered, washed with hexane, allowed to air dry for one hour and subsequently dissolved in 100 ml of isopropyl alcohol on a steam bath. The resultant solution was allowed to cool to room temperature overnight resulting in a precipitate which was again washed with hexane and dried under vacuum at 80°C for about four hours to yield 5.41 g of the title compound, m.p. 198-201°C.

Analysis for $C_{20}H_{30}N_2O_3S$:
Calculated: C, 63.46; H, 7.97; N, 7.40;
Found: C, 63.68; H, 7.78; N, 7.56.

Example 23

5-[[3,5-bis(1,1-dimethylethyl)-4-hydroxyphenyl]methylene]-4-thiazolidinone, 1-oxide

Utilizing the procedures set forth in Example 22, 5.12 g of the title compound was prepared from 5-[[3,5-bis(1,1-dimethylethyl)-4-hydroxyphenyl]methylene]-3-dimethylamino-4-thiazolidinone (i.e., the compound of Example 21), m.p. 103-110°C.

Analysis for $C_{18}H_{25}NO_3S$:
Calculated: C, 63.77; H, 8.41; N, 3.54;
Found: C, 64.11; H, 8.26; N, 3.55.

-29-

Utilizing the procedures set forth herein the following additional compounds were prepared.

Example 24

5

5-[[3,5-bis(1,1-dimethylethyl)-4-hydroxy-phenyl]methylene]-3-(2-propenyl)-4-thiazolidinone, m.p. 154.5-156.5°C.

Analysis for $C_{21}H_{29}NO_2S$:

10

Calculated: C, 70.16; H, 8.13; N, 3.90; S, 8.92;

Found: C, 70.27; H, 8.21; N, 4.01; S, 9.09.

Example 25

15

5-[[3,5-bis(1,1-dimethylethyl)-4-hydroxy-phenyl]methoxymethylene]-3-methyl-4-thiazolidinone, m.p., 152.5-153.5°C.

Analysis for $C_{20}H_{29}NO_2S$:

Calculated: C, 69.12; H, 8.41; N, 4.03;

20

Found: C, 69.18; H, 8.25; N, 4.26.

Example 26

5-[[3,5-bis(1,1-dimethylethyl)-4-hydroxy-phenyl]methylene]-3-[2-(acetyloxy)ethyl]-4-thiazolidinone

A. Preparation of N-(2-hydroxyethyl)rhodanine

Sixty milliliters of carbon disulfide were added to 200 ml of diethyl ether. The solution was chilled to -5°C and slowly added to a solution of 138 ml of ethanolamine in 250 ml of ethanol. After holding the mixture at ambient temperature for 16 hours, the resulting top layer was decanted and the residual oil washed twice with 50 ml of diethyl ether. To the oil was added a solution of 71 g of chloroacetic acid in 150 ml of 5N sodium hydroxide at 0°C. The cooling bath was removed and the reaction was allowed to

-30-

stand for 75 minutes. The mixture was poured into 400 ml of 6N hydrochloric acid and the resulting mixture heated to 91°C for 20 minutes. The heat was removed, and the solution allowed to stand for 5 hours at ambient temperature. An oily organic layer was separated from the aqueous layer and the aqueous layer extracted twice with 250 ml of ethyl acetate. The organic layers were combined, washed twice with a saturated sodium chloride solution, dried and concentrated in vacuo to provide 113.4 g of the desired subtitled intermediate, which was used without further purification.

B. Preparation of 5-[[3,5-bis(1,1-dimethylethyl)-4-hydroxyphenyl]methylene]-3-[2-(acetyloxy)ethyl]-2-thioxo-4-thiazolidinone

A mixture of 124 g of 3,5-di-tert-butyl-4-hydroxybenzaldehyde, 103.1 g of the subtitle intermediate of Example 26A above, 346.9 g of sodium acetate, and 2.65 l of glacial acetic acid was heated at reflux temperature for 7.5 hours under a nitrogen atmosphere. The heat was removed and the mixture allowed to cool overnight with stirring. The resulting precipitate was removed by filtration and the filtrate concentrated in vacuo. Two liters of ethyl acetate were added to the residue followed by 1.5 l of water. The layers were separated and the water layer extracted with 500 ml of ethyl acetate. The organic layers were combined, washed with water and a sodium bicarbonate solution, dried over sodium sulfate, and concentrated in vacuo. The residue was purified by chromatography over silica gel, eluting with a gradient of toluene to 7% ethyl acetate in toluene. The appropriate fractions were combined and concentrated in vacuo. The residue was crystallized from 75 ml of ethanol to provide 10.28 g of the desired subtitled intermediate, m.p. 140-143°C.

C. 5-[[3,5-bis(1,1-dimethylethyl)-4-hydroxyphenyl]methylene]-3-[2-(acetyloxy)ethyl]-4-thiazolidinone

-31-

Under a nitrogen atmosphere, 82.2 g of 5-[[3,5-bis-(1,1-dimethylethyl)-4-hydroxyphenyl]methylene]-3-[2-(acetyloxy)ethyl]-2-thioxo-4-thiazolidinone in 950 ml of toluene was heated to 65°C. Tri-n-butyl tin hydride (219.7 g) and AIBN (4.65 g) were added and the solution heated at reflux temperature for an additional 10 minutes. After cooling, the mixture was washed with 1.25 l of 1N hydrochloric acid followed by 500 ml of a saturated sodium chloride solution. The organic layer was stripped and allowed to stand overnight, during which time a precipitate separated. The liquid portion was decanted off, and the resulting residue was purified by chromatography over silica gel, eluting with a gradient of 25-50% of ethyl acetate in hexane. The appropriate fractions were combined and concentrated in vacuo to provide 45.7 g of the desired titled compound, m.p. = 152-155°C.

Analysis for C₂₂H₃₁NO₄S:

Calculated: C, 60.66; H, 6.71; N, 3.22;

Found: C, 60.71; H, 6.90; N, 3.21.

Example 27

5-[[3,5-bis(1,1-dimethylethyl)-4-hydroxyphenyl]methylene]-3-(2-aminoethyl)-4-thiazolidinone

A. Preparation of 5-[[3,5-bis(1,1-dimethylethyl)-4-hydroxyphenyl]methylene]-3-(2-hydroxyethyl)-4-thiazolidinone

30

A solution of 85.2 g of 5-[[3,5-bis(1,1-dimethylethyl)-4-hydroxyphenyl]methylene]-3-[2-(acetyloxy)ethyl]-4-thiazolidinone from Example 26 in 1.5 l of acetonitrile was treated with 1 liter of concentrated ammonium hydroxide. The reaction mixture was allowed to stand for approximately 90 hours at room temperature. The solution was concentrated in vacuo and 500 ml of ethyl

35

-32-

acetate were added, with the pH adjusted to 3.0 with concentrated hydrochloric acid. The layers were separated and the aqueous layer extracted with 250 ml of ethyl acetate. The combined organic layers were washed with 250 ml of a saturated sodium chloride solution and concentrated in vacuo. The residue was crystallized from 95 ml of hexane and 70 ml of ethyl acetate to provide 35.68 g of the desired subtitled intermediate, m.p. 131-135°C.

Analysis for $C_{20}H_{29}NO_3S$:

Calculated: C, 66.08; H, 8.04; N, 3.85;

Found: C, 65.91; H, 8.21; N, 3.96.

B. Preparation of 5-[[3,5-bis(1,1-dimethyl-ethyl)-4-hydroxyphenyl]methylene]-3-[2-(tosyloxy)ethyl]-4-thiazolidinone

A solution of 30.2 g of the hydroxyethyl intermediate of Example 27A, above, in 415 ml of pyridine was cooled to -3°C and 39.6 g of p-toluenesulfonyl chloride was added with stirring. After stirring the mixture at 0°C for 4 hours, the solution was stored in a refrigerator overnight at -10°C. Approximately 1 liter of ice water was added and the mixture extracted twice with 700 ml of diethyl ether. The combined organic layers were washed twice with 1 liter of 1N hydrochloric acid and ice, dried over sodium sulfate and concentrated in vacuo to provide 41.7 g of the desired tosyl intermediate, which was used without further purification.

C. Preparation of 5-[[3,5-bis(1,1-dimethyl-ethyl)-4-hydroxyphenyl]methylene]-3-(2-aminoethyl)-4-thiazolidinone

A mixture of 13 g of the tosyl intermediate of Example 27B, above, 250 ml of concentrated ammonium hydroxide, and 250 ml of acetonitrile was stirred for 2 days at room temperature. The mixture was concentrated in vacuo and diluted with 500 ml of ethyl acetate. The pH was adjusted to 9.0 and the layers separated. The organic layer

-33-

was washed twice with water, dried, and concentrated in vacuo. The residue was purified by chromatography over silica gel, eluting with a gradient from methylene chloride to 90:10:1 methylene chloride/ethanol/ammonium hydroxide, respectively. The desired fractions were combined and concentrated in vacuo. The residue was triturated with hexane to provide 1.47 g of the desired title product, m.p. 176-178°C.

Analysis for $C_{20}H_{30}N_2O_2S$:

Calculated: C, 66.26; H, 8.32; N, 7.73;
Found: C, 66.25; H, 8.24; N, 7.59.

Examples 28-30

The following compounds were prepared by reacting the intermediate of Example 27B with the appropriate amine according to the procedures described herein.

28. 5-[[3,5-bis(1,1-dimethylethyl)-4-hydroxy-phenyl]methylene]-3-[2-(methylamino)ethyl]-4-thiazolidinone, 28% yield, m.p. 137-140°C.

Analysis for $C_{21}H_{32}N_2O_2S$:

Calculated: C, 66.98; H, 8.57; N, 7.44;
Found: C, 66.76; H, 8.33; N, 7.24.

29. 5-[[3,5-bis(1,1-dimethylethyl)-4-hydroxy-phenyl]methylene]-3-[2-(dimethylamino)ethyl]-4-thiazolidinone, 64% yield, m.p. 148-153°C.

Analysis for $C_{22}H_{34}N_2O_2S$:

Calculated: C, 67.65; H, 8.77; N, 7.17;
Found: C, 67.43; H, 8.55; N, 6.98.

30. 5-[[3,5-bis(1,1-dimethylethyl)-4-hydroxy-phenyl]methylene]-3-[2-(2-hydroxyethylamino)ethyl]-4-thiazolidinone, 59% yield, m.p. 174-176°C.

-34-

Utilizing the procedures set forth herein the following additional compounds were prepared.

Example 31

5

5-[[3,5-bis(1,1-dimethylethyl)-4-hydroxy-phenyl]methylene]-3-[2-(methyl-2-propynylamino)ethyl]-4-thiazolidinone, m.p. 116-118°C

Analysis for $C_{24}H_{34}N_2O_2S$:

10 Calculated: C, 69.53; H, 8.27; N, 6.76;

Found: C, 69.27; H, 8.46; N, 6.65.

Example 32

15

5-[[3,5-bis(1,1-dimethylethyl)-4-hydroxy-phenyl]methylene]-3-[2-[[2-(dimethylamino)ethyl]amino]-ethyl]-4-thiazolidinone, m.p. 245-249°C (dec.)

Analysis for $C_{24}H_{39}N_3O_2S$:

Calculated: C, 56.90; H, 8.16; N, 8.30;

20 Found: C, 57.12; H, 7.98; N, 8.09.

Example 33

25 5-[[3,5-bis(1,1-dimethylethyl)-4-hydroxy-phenyl]methylene]-3-[2-[(phenylmethyl)amino]ethyl]-4-thiazolidinone hydrochloride, m.p. 254-259°C (dec.)

Analysis for $C_{27}H_{36}N_2O_2S$:

Calculated: C, 66.30; H, 7.63; N, 5.73;

Found: C, 66.46; H, 7.53; N, 5.80.

30

Example 34

35 5-[[3,5-bis(1,1-dimethylethyl)-4-hydroxy-phenyl]methylene]-3-[3-(methylamino)propyl]-4-thiazolidinone, m.p. 177-180°C

Analysis for $C_{22}H_{34}N_2O_2S$:

Calculated: C, 67.65; H, 8.77; N, 7.17;

-35-

Found: C, 67.72; H, 8.94; N, 7.00.

Example 35

5 5-[[3,5-bis(1,1-dimethylethyl)-4-hydroxy-phenyl]methylene]-3-(2-hydroxyethyl)-4-thiazolidinone, m.p. 131-135°C

Analysis for C₂₀H₂₉NO₃S:

Calculated: C, 66.08; H, 8.04; N, 3.85;

10 Found: C, 66.36; H, 8.13; N, 3.87.

Example 36

15 5-[[3,5-bis(1,1-dimethylethyl)-4-hydroxy-phenyl]methylene]-3-[(4-methoxyphenyl)methyl]-4-thiazolidinone, m.p. 129-130°C

Analysis for C₂₆H₃₃NO₃S:

Calculated: C, 71.04; H, 7.57; N, 3.19;

Found: C, 70.75; H, 7.69; N, 3.18.

20

Example 37

25 5-[[3,5-bis(1,1-dimethylethyl)-4-hydroxy-phenyl]methylene]-3-[2-(propylamino)ethyl]-4-thiazolidinone, m.p. 155-158°C

Analysis for C₂₃H₃₆N₂O₂S:

Calculated: C, 68.28; H, 8.97; N, 6.92;

Found: C, 68.38; H, 9.17; N, 7.13.

30

Example 38

5-[[3,5-bis(1,1-dimethylethyl)-4-hydroxy-phenyl]methylene]-4-oxo-3-thiazolidineacetonitrile.

35 7.03 g of 5-[[3,5-Bis(1,1-dimethylethyl)-4-hydroxyphenyl]methylene]-4-thiazolidinone and 2.64 g of bromoacetonitrile were reacted in the presence of 0.97 g of

-36-

60% sodium hydride in mineral oil and 330 ml of tetrahydrofuran. Work-up of the reaction mixture provided 3.21 g of the desired title product, m.p. 186-188°C.

Analysis for $C_{20}H_{26}N_2O_2S$:

5 Calculated: C, 67.01; H, 7.31; N, 7.81;
 Found: C, 66.80; H, 7.36; N, 7.67.

Example 39

10 5-[[3,5-bis(1,1-dimethylethyl)-4-hydroxy-phenyl]methylene]-3-(1H-tetrazol-5-ylmethyl)-4-thiazolidinone

 The title compound was prepared from the nitrile of Example 38 by treatment with tri-N-butyl azide in ethylene glycol dimethyl ether, melting point 260-263°C (dec.)

15

 Analysis for $C_{20}H_{27}N_5O_2S$:

 Calculated: C, 59.83; H, 6.78; N, 17.44;
 Found: C, 59.93; H, 6.82; N, 17.32.

20

Example 40

 5-[[3,5-bis(1,1-dimethylethyl)-4-hydroxy-phenyl]methylene]-3-(ethylmethlamino)-4-thiazolidinone

25

A. Preparation of nitrosomethylethylamine

 70.15 g of methylethylamine was maintained at 10°C on an ice bath. To this was added 104 ml of concentrated hydrochloric acid (dropwise with stirring). The addition of the hydrochloric acid was continued at a rate which maintained the reaction temperature at about 15°C. Upon completion of the acid addition, 90 g of sodium nitrite was added to the reaction in small portions. Upon dissolution of the sodium nitrite, a gas formed and the temperature of the reaction mixture dropped to about 0°C. The mixture was placed in an oil bath and heated to about 70°C during completion of the sodium nitrite addition. After about 90

30

35

-37-

minutes, gas evolution had ceased and an additional 10 ml of concentrated hydrochloric acid was added generating additional gas evolution. Upon further stirring, an additional 5 ml of concentrated hydrochloric acid was added.

5 The reaction mixture was allowed to stir overnight, with cooling, after which the resultant layers were separated. The upper layer was extracted with a 100 ml portion of diethyl ether followed by a second extraction with an additional 50 ml of diethyl ether. The extracts were combined and

10 evaporated on a steam bath to yield 26.8 g of the desired subtitled intermediate.

B. Preparation of N,N-methylethylhydrazine

15 To a stirred mixture of 46.75 g nitrosomethyl-ethylamine, 588 ml of water and 133.9 g of zinc dust was added (dropwise) 159 ml of acetic acid. The addition was completed over approximately two hours, and the reaction mixture was maintained at 25-30°C. The reaction mixture was

20 then heated to about 90°C, allowed to cool after about 30 minutes to 60°C, allowed to cool to room temperature and then filtered. The aqueous filtrate was then cooled in an ice bath and adjusted to pH 11 with 50% sodium hydroxide. A white precipitate formed which made additional stirring

25 difficult. The white suspension was filtered and washed with two portions of water. The original filtrate and the first wash were combined for distillation. The mixture was heated and various fractions collected over a temperature range of about 67°C to 99°C, each of which contained the desired sub-

30 titled intermediate.

C. Preparation of S-carboxymethyl-N'-dithiocarboxy N-methyl-N-ethylhydrazine

35 N,N-Methylethylhydrazine (13.3 g) and 20 ml of ethanol were cooled in an ice/water bath. To this was added a mixture of 4.69 ml of carbon disulfide and 15.6 ml of

-38-

diethyl ether, dropwise, with stirring over a period of about 13 minutes. The resultant yellow solution was stirred for an additional 15 minutes at 0°C and then removed from the ice bath. Additional diethyl ether was added to induce the formation of a precipitate. When the total volume reached 125 ml (due to addition of diethyl ether) two layers had formed. Within about 10 minutes the oily lower layer began to crystallize and the reaction mixture was allowed to stand at room temperature overnight. The reaction mixture was then maintained at 5°C for two hours prior to filtering. The mixture was filtered, washed with diethyl ether, dried under vacuum at room temperature for three hours and then added to a stirred, cooled (4°C) mixture of 5.66 g of chloroacetic acid in 12 ml of 5N sodium hydroxide. The reaction mixture was then removed from the ice bath, allowed to warm to room temperature with stirring for 45 minutes, and then added over a period of about 2 minutes to 31.2 ml of 6N hydrochloric acid heated to 85°C. The mixture was warmed to 90°C over approximately 10 minutes and allowed to cool while stirring to room temperature overnight. A precipitate formed which was filtered, washed lightly with cold water and allowed to air dry for about 15 minutes. The precipitate was then dried under vacuum at 80°C for three days to yield 4.64 g of the desired subtitled intermediate. The filtrate was stirred at room temperature for 3 days and additional precipitate formed which was subsequently filtered, washed lightly with water and dried under vacuum at 80°C for 24 hours to yield an additional 1.76 g of the desired subtitled intermediate.

D. Preparation of 5-[[3,5-bis(1,1-dimethylethyl)-4-hydroxyphenyl]methylene]-3-(ethylmethylamino)-2-thioxo-4-thiazolidinone

Under nitrogen atmosphere, 6.40 g of the intermediate prepared in Example 40C, 154 ml of acetic acid and 8.82 g of sodium acetate were stirred for 10 minutes. 7.2 g of 3,5-bis(1,1-dimethylethyl)-4-hydroxybenzaldehyde was

-39-

added and the resultant mixture was heated at reflux temperature for 23 hours and poured into a 400 ml mixture of ice/water with stirring. The resultant mixture was stirred for an additional 20 minutes, filtered and washed with a
5 volume of water to give the desired subtitled intermediate. This intermediate was dried under vacuum at 100°C for three days, after which it was dissolved in 45 ml of ethanol on a steam bath and diluted with water dropwise while stirring until cloudiness persisted. This mixture was then stirred
10 for an additional five minutes, allowed to cool to room temperature overnight and dried under vacuum at 80°C for four hours to render 6.99 g of the desired subtitled intermediate.

E. Preparation of 5-[[3,5-bis(1,1-dimethylethyl)-4-hydroxyphenyl]methylene]-3-(ethylmethylamino)-4-thiazolidinone
15

7.02 g of 5-[[3,5-bis(1,1-dimethylethyl)-4-hydroxyphenyl]methylene]-3-(ethylmethylamino)-2-thioxo-4-thiazolidinone (from Example 40D) and 86.3 ml of toluene were stirred and heated to 60°C under a nitrogen atmosphere. To this was added 18.6 ml of tri-n-butyl tin hydride and 0.43 g of AIBN. The resultant mixture was heated to reflux temperature for 30 minutes. At that time an additional
20 0.43 g of AIBN was added. The resultant mixture was heated at reflux temperature for an additional 30 minutes, cooled and transferred to a separatory funnel. To this was added 100 ml of 1N hydrochloric acid and 100 ml of ethyl acetate. The resultant mixture was shaken and separated. The organic
25 layer was washed with brine, dried over sodium sulfate, filtered, evaporated and subsequently chased with chloroform to give an orange/red oil which was taken up in 50 ml of chloroform and filtered. The filtrate was chromatographed on a silica gel column using an 8000 ml gradient of 10-40% ethyl
30 acetate in hexane. Those fractions identified as containing product were evaporated and chased with chloroform. To these fractions were added 15 ml of hexane and the resultant
35

-40-

solution was heated slightly. A precipitate formed which was diluted to about 25 ml with additional hexane. The resultant mixture was triturated for about 2 hours, filtered and then washed with hexane to yield 1.94 g of the desired product, m.p. 133.5-135°C.

Analysis for $C_{21}H_{32}N_2O_2S$:

Calculated: C, 66.98; H, 8.57; N, 7.44;

Found: C, 66.97; H, 8.80; N, 7.24.

Utilizing the procedures substantially as described in Example 40 and described elsewhere herein, the following additional compounds were prepared.

Example 41

5-[[3,5-bis(1,1-dimethylethyl)-4-hydroxy-phenyl]methylene]-3-(butylmethylamino)-4-thiazolidinone, m.p. 128.5-131°C

Analysis for $C_{23}H_{36}N_2O_2S$:

Calculated: C, 68.28; H, 8.97; N, 6.92;

Found: C, 68.45; H, 9.00; N, 6.70.

Example 42

5-[[3,5-bis(1,1-dimethylethyl)-4-hydroxy-phenyl]methylene]-3-[(2-phenylethyl)methylamino]-4-thiazolidinone, m.p. 93-97°C

Analysis for $C_{27}H_{36}N_2O_2S$:

Calculated: C, 71.64; H, 8.02; N, 6.19;

Found: C, 71.48; H, 8.30; N, 5.81.

Example 43

5-[[3,5-bis(1,1-dimethylethyl)-4-hydroxy-phenyl]methylene]-3-(4-methyl-1-piperazinyl)-4-thiazolidinone, m.p. 221-225°C

-41-

Analysis for $C_{23}H_{34}N_2O_2S$:

Calculated: C, 66.15; H, 8.45; N, 10.06;

Found: C, 66.10; H, 8.36; N, 9.81.

5

Example 44

5-[[3,5-bis(1,1-dimethylethyl)-4-hydroxy-phenyl]methylene]-3-(1-piperidinyl)-4-thiazolidinone, m.p. 213-215°C

10

Analysis for $C_{23}H_{34}N_2O_2S$:

Calculated: C, 68.62; H, 8.51; N, 6.96;

Found: C, 68.41; H, 8.49; N, 7.26.

Example 45

15

5-[[3,5-bis(1,1-dimethylethyl)-4-hydroxy-phenyl]methylene]-3-(4-morpholinyl)-4-thiazolidinone, m.p. 226-228°C

Analysis for $C_{22}H_{32}N_2O_3S$:

20

Calculated: C, 65.31; H, 7.97; N, 6.92;

Found: C, 65.59; H, 7.94; N, 7.20.

Example 46

25

5-[[3,5-bis(1,1-dimethylethyl)-4-hydroxy-phenyl]methoxymethylene]-3-(dimethylamino)-4-thiazolidinone

A. Preparation of 1-[3,5-bis(1,1-dimethylethyl)-4-hydroxyphenyl]ethanone

30

Under a nitrogen atmosphere, 6.89 ml of acetylchloride and 14.75 ml of stannic chloride were dissolved in 200 ml of methylene chloride and chilled to -4°C. To this was added 20 g of 2,6-di-t-butylphenol (in 100 ml of methylene chloride) over 10 minutes. The resultant mixture was stirred for 30 minutes at 0°C, then poured into a mixture of 400 ml of ice and 1N hydrochloric acid and

-42-

stirred. The mixture separated into layers which were subsequently separated. The organic layer was washed with 100 ml of saturated sodium bicarbonate and 100 ml of brine. The organic layer was dried and the solvent evaporated to give 23.39 g of the desired subtitled intermediate.

B. Preparation of 5-[[3,5-bis(1,1-dimethylethyl)-4-hydroxyphenyl]methylenemethylene]-3-(dimethylamino)-2-thioxo-4-thiazolidinone

10

To 675 ml of toluene were added 20.9 g of 1-[3,5-bis(1,1-dimethylethyl)-4-hydroxyphenyl]ethanone, 13.3 g of N-dimethylaminorhodanine 6.5 g of ammonium acetate and about 20 ml of acetic acid. The mixture was heated at reflux temperature and any aqueous layer generated was collected in a Dean-Stark trap. Over the following 52 hours an additional 39 g of ammonium acetate and about 100 ml of acetic acid were added in increments and a total of 89.2 ml of aqueous phase was drawn off. Following workup by conventional techniques, 17.1 g of the desired subtitled intermediate was recovered.

15

20

C. Preparation of 5-[[3,5-bis(1,1-dimethylethyl)-4-hydroxyphenyl]methylenemethylene]-3-(dimethylamino)-4-thiazolidinone

25

Utilizing the procedure set forth in Example 40E, reduction of the thione was effected utilizing tri-n-butyl tin hydride and AIBN in toluene to render the desired title compound, m.p. 181-186°C

30

Analysis for $C_{21}H_{32}N_2O_2S$:

Calculated: C, 66.98; H, 8.57; N, 7.44;

Found: C, 66.84; H, 8.48; N, 7.39.

Example 47

35

5-[[3,5-bis(1,1-dimethylethyl)-4-hydroxyphenyl]methylenemethylene]-3-(methylamino)-4-thiazolidinone

-43-

A. Preparation of benzaldehydemethylhydrazone

50.8 ml of benzaldehyde (500 mmol) and 26.5 ml (500
5 mmol) of methylhydrazine were dissolved in 1 liter of
methanol. The mixture was stirred together at room
temperature for 75 minutes and then stripped of solvent to
give 67.8 g of the desired subtitled intermediate.

10 B. Preparation of benzaldehyde N-methyl,
N-2-propenyl-hydrazone

67.8 g of benzaldehydemethylhydrazone (as prepared
in Example 47A, above), 60.5 g of allyl bromide and 50.5 g of
15 triethylamine were dissolved in 1 liter of acetonitrile and
the mixture was heated at reflux temperature for 16 hours,
then cooled. An additional 45 g of allyl bromide and 38 g of
triethylamine were added and the mixture was again heated at
reflux for an additional 7 hours, allowed to cool and then
20 stripped of solvent to yield 268 g of a residue. To this
residue was added 500 ml of THF and the resultant mixture was
shaken, filtered and washed with an additional 125 ml of THF.
The filtrate was stripped of solvent to yield 67 g of the
desired subtitled intermediate.

25

C. Preparation of N-methyl, N-2-propenylhydrazine

59.9 g of benzaldehyde N-methyl, N-2-propenyl-
hydrazone (prepared as described in Example 47B, above), 44 g
30 of hydrazine and 137 ml of ethanol were heated at reflux
temperature for 21.5 hours and allowed to cool. The reflux
condenser was replaced with a distillation head and the
mixture was distilled at atmospheric pressure. The first
three distillates were collected, combined and 100 ml of 1N
35 HCl were added. An additional 100 ml of concentrated HCl was
added, with ice, and the resultant mixture separated and
washed with a small amount of ethyl acetate. The resultant

-44-

layers were separated and the water distilled off until solids clogged the stir bar. The solids were filtered off and the filtrate was stripped and added to 125 ml of chilled 50% NaOH. The resulting solid was filtered off and
5 discarded. The filtrate contained two layers which were separated. The top layer contained the desired subtitled intermediate and the bottom, aqueous layer was extracted with diethyl ether which, upon stripping, gave additional product.

10 D. Preparation of N-Methyl, N-3-propenyl-5-carboxymethyl-dithiocarbamate

To 12.67 g of N-methyl, N-2-propenylhydrazine (prepared as described in Example 47C) in 23 ml of ethanol
15 chilled to 0°C was added a solution of 11.18 g of carbon disulfide in 26 ml of diethyl ether. The resultant mixture was removed from the ice bath and allowed to stand at room temperature for about 15.5 hours, after which the solvent was stripped to yield a residue of approximately 36.5 g. To this
20 residue was added 13.9 g of chloroacetic acid dissolved in 29.5 ml of 5N NaOH (chilled in an ice bath). The resultant solution was allowed to stand for 3 hours at room temperature. The pH of the solution was reduced to about 3 by the addition of 8 ml of concentrated hydrochloric acid.
25 To this was added 50 ml of diethyl ether, resulting in a three phase separation. The aqueous phases were pooled and extracted with an additional 50 ml of chloroform, then stripped of solvent to yield approximately 40.4 g of the desired subtitled intermediate.

30

E. Preparation of 5-[[3,5-bis(1,1-dimethyl-ethyl)-4-hydroxyphenyl]methylene]-2-thioxo-3-(methyl-2-propenylamino)-4-thiazolidinone

35 29.3 g of 3,5-di-tert-butyl-4-hydroxybenzaldehyde, 38.8 g of the intermediate prepared as described in Example 47D, above, and 40.34 g of sodium acetate were mixed in 810

-45-

ml of acetic acid and the resultant solution was heated at reflux temperature for 24 hours. The solution was then allowed to cool and stirred for an additional 60 hours at room temperature. The solution was then poured into 2 l of
5 ice water, separated and washed with an additional volume of water to yield about 44 g of the desired subtitled intermediate.

F. Preparation of 5-[[3,5-bis(1,1-dimethyl-
10 ethyl)-4-hydroxyphenyl]methylene]-3-(methyl-2-propenyl-amino)-4-thiazolidinone

Utilizing the procedure described in Example 40E, and elsewhere herein, 42.8 g of the thione of Example 47E,
15 above, was reduced to the desired subtitled intermediate (8.34 g).

G. Preparation of 5-[[3,5-bis(1,1-dimethyl-
ethyl)-4-hydroxyphenyl]methylene]-3-(methylamino)-4-
20 thiazolidinone

6.11 g of the subtitled intermediate of Example 47F was dissolved in a mixture of 135 ml ethanol and 15.3 ml of water and the mixture heated to 70°C. 50 mg of
25 tris(triphenylphosphine)rhodium (I) chloride was added and the mixture heated at reflux temperature for 50 minutes, after which an additional 550 mg of the catalyst was added followed by heating at reflux temperature for an additional 2.5 hours. The mixture was cooled, stirred at room
30 temperature overnight and stripped of solvent to give 2.05 g of the desired product after further workup, m.p. 151-153.5°C.

Analysis for $C_{19}H_{28}N_2O_2S$:

Calculated: C, 65.86; H, 7.56; N, 8.09;

35 Found: C, 65.67; H, 7.81; N, 8.34.

-46-

Utilizing the procedures set forth herein, the following additional compounds were prepared.

Example 48

5

5-[[3,5-bis(1,1-dimethylethyl)-4-hydroxy-phenyl]methylenemethylene]-4-thiazolidinone, m.p. >230°C.

Analysis for $C_{19}H_{27}NO_2S$:

Calculated: C, 68.43; H, 8.16; N, 4.20;

10

Found: C, 68.60; H, 8.28; N, 4.17.

Example 49

15

5-[[3,5-bis(1,1-dimethylethyl)-4-hydroxy-phenyl]methylenemethylene]-3-[(2-(4-morpholinyl)ethyl)-4-thiazolidinone, m.p. 218-222°C (dec.)

Analysis for $C_{24}H_{36}N_2O_3S$:

Calculated: C, 66.83; H, 8.39; N, 6.48;

Found: C, 66.58; H, 8.15; N, 6.67.

20

Example 50

25

3-amino-5-[[3,5-bis(1,1-dimethylethyl)-4-hydroxy-phenyl]methylenemethylene]-4-thiazolidinone, m.p. 162-164°C.

Analysis for $C_{18}H_{26}N_2O_2S$:

Calculated: C, 64.64; H, 7.84; N, 8.38;

Found: C, 64.85; H, 7.92; N, 8.19.

Example 51

30

5-[[3,5-bis(1,1-dimethylethyl)-4-hydroxyphenyl]methylenemethylene]-3-(propylamino)-4-thiazolidinone, m.p. 131-136°C.

Analysis for $C_{21}H_{32}N_2O_2S$:

35

Calculated: C, 66.98; H, 8.57; N, 7.44;

Found: C, 67.22; H, 8.70; N, 7.37.

-47-

Example 52

5-[[3,5-bis(1,1-dimethylethyl)-4-hydroxyphenyl]methylene]-3-(ethylamino)-4-thiazolidinone,
m.p. 125-127°C.

Analysis for C₂₀H₃₀N₂O₂S:

Calculated: C, 66.26; H, 8.34; N, 7.73;

Found: C, 66.46; H, 8.35; N, 7.95.

Example 53

5-[[3,5-bis(1,1-dimethylethyl)-4-hydroxyphenyl]methylene]-3-(dimethylamino)-2-thioxo-4-thiazolidinone, m.p. 158-160°C.

Analysis for C₂₀H₂₈N₂O₂S:

Calculated: C, 61.19; H, 7.19; N, 7.14;

Found: C, 61.33; H, 7.23; N, 7.43.

Example 54

5-[3,5-bis(1,1-dimethylethyl)-4-hydroxyphenyl]methylene]-3-[(2-hydroxyethyl)amino]-4-thiazolidinone, m.p. 128-132°C.

Analysis for C₂₀H₃₀N₂O₃S:

Calculated: C, 63.46; H, 7.99; N, 7.40;

Found: C, 63.57; H, 7.92; N, 7.45.

Examples 55-56

5-[(3,5-di-2-propenyl-4-hydroxyphenyl)methylene]-4-thiazolidinone and 5-[(3,5-di-2-propenyl-4-hydroxyphenyl)methyl]-4-thiazolidinone

A. Preparation of 3,5-di-(2-propenyl)-4-hydroxybenzaldehyde

-48-

Under a nitrogen atmosphere and using a mechanical stirrer, 250 g of parahydroxybenzaldehyde, 247.6 g of allyl bromide, 311.7 g of potassium bicarbonate and 650 ml of acetone were heated to reflux temperature for about 18 hours.

5 The mixture was allowed to cool, after which about 1 liter of water was added followed by extraction with two 800 ml portions of diethyl ether. Subsequent distillation of the organic phase rendered about 299 g of 4-(2-propenyl)oxybenzaldehyde which was then heated with about 300

10 ml of diethylaniline for 5.5 hours at 195-205°C. The mixture was cooled and 750 ml of ethyl acetate was added. The mixture was washed with three 500 ml portions of 1N HCl which, followed by subsequent workup, yielded about 138 g of 3-(2-propenyl)-4-hydroxybenzaldehyde. The monosubstituted

15 aldehyde (159 g) was again heated to reflux with 152 g of potassium carbonate and 465 ml of acetone for 3 hours and then allowed to cool. The mixture was poured into 900 ml of ice water and subsequently extracted with two 430 ml portions of diethyl ether to yield about 170 g of 3-(2-propenyl)-4-(2-propenyloxy)benzaldehyde. The disubstituted aldehyde was

20 then heated in about 500 ml of diethylaniline, under a nitrogen atmosphere, to 195-205°C for about 6.5 hours. The mixture was cooled and dissolved in about 800 ml of ethyl acetate, washed with three 1 liter portions of 1N HCl and,

25 following workup, rendered about 121.9 g of the desired subtitled intermediate.

B. Preparation of 5-[(3,5-di-2-propenyl-4-hydroxyphenyl)methylene]-4-thiazolidinone and 5-[(3,5-di-2-propenyl-4-hydroxyphenyl)methyl]-4-thiazolidinone

30

3,5-di-(2-propenyl)-4-hydroxybenzaldehyde (50.5 g), 36.6 g of rhodanine and 164 g of sodium acetate were heated together at reflux temperature in 1.25 liter of acetic acid

35 for 14.5 hours. The resultant solution was cooled, poured into 2 liter of ice water to yield, upon separation, about

-49-

75 g of 5-[(3,5-di-2-propenyl-4-hydroxyphenyl)-methylene]-2-thioxo-4-thiazolidinone, m.p. 157-160°C.

The thione produced above (74.8 g) was reduced by treatment with zinc dust (62 g) and concentrated hydrochloric acid (950 ml) in 2.1 liters of hot (approximately 82°C) ethanol. Once the reactants were combined the solution was allowed to cool to room temperature, stirred for one hour, and then added to 3.75 liters of ice water. The resulting solution was allowed to sit overnight to provide a gum. The liquid layer was decanted and extracted with 750 ml of chloroform, while the gum was dissolved in 560 ml of chloroform and the resulting solution was washed, successively, with 75 ml of a saturated sodium carbonate solution, 75 ml of water and 75 ml of a saturated brine solution. The above chloroform solutions were combined and then triturated with 100 ml of methylene chloride. The titled products were obtained using silica gel chromatography. Elution with a 25-60% ethyl acetate in hexane gradient provided various fractions which were treated as follows.

Fractions 13-15 were concentrated and then washed with ethyl acetate to provide 2.91 g of 5-[(3,5-di-2-propenyl-4-hydroxyphenyl)methyl]-4-thiazolidinone. Fractions 16-18 were concentrated to a residue which was triturated with 30 ml of methylene chloride. Fractions 19-23 were concentrated to a residue which was triturated with 35 ml of methylene chloride. Following trituration, the remaining insolubles were isolated by filtration and triturated with 40 ml of ethyl acetate to provide 3.85 g of 5-[(3,5-di-2-propenyl-4-hydroxyphenyl)methylene]-4-thiazolidinone.

The ethyl acetate wash from fractions 13-15, the methylene chloride solution containing fractions 16-18 and the methylene chloride and ethyl acetate solutions obtained from fractions 19-23 were combined and loaded onto a silica gel chromatography column. Elution with a 1:1 ethyl acetate/hexane solution provided various fractions which were

-50-

combined according to the purities of the respective compounds. Fractions which were predominately 5-[(3,5-di-2-propenyl-4-hydroxyphenyl)methyl]-4-thiazolidinone were crystallized from hot ethyl acetate to provide 1.24 g of that compound (total yield of 5-[(3,5-di-2-propenyl-4-hydroxyphenyl)methyl]-4-thiazolidinone - 4.14 g). Fractions which were predominately 5-[(3,5-di-2-propenyl-4-hydroxyphenyl)methylene]-4-thiazolidinone were triturated with 30 ml of hot ethyl acetate to provide 1.73 g of that compound (total yield of 5-[(3,5-di-2-propenyl-4-hydroxyphenyl)methylene]-4-thiazolidinone - 5.58 g).

55. 5-[(3,5-di-2-propenyl-4-hydroxyphenyl)-methylene]-4-thiazolidinone, m.p. 184-188°C

Analysis for $C_{16}H_{17}NO_2S$:

Calculated: C, 66.87; H, 5.96; N, 4.87;

Found: C, 66.62, H, 5.92; N, 4.89.

56. 5-[(3,5-di-2-propenyl-4-hydroxyphenyl)-methyl]-4-thiazolidinone, m.p. 142-144°C

Analysis for $C_{16}H_{19}NO_2S$:

Calculated: C, 66.41; H, 6.62; N, 4.84;

Found: C, 66.18; H, 6.69; N, 4.60.

Utilizing the procedures set forth in Examples 55 and 56 and elsewhere herein, the following additional compounds were prepared.

Example 57

5-[(3,5-di-2-propenyl-4-hydroxyphenyl)-methylene]-3-methyl-4-thiazolidinone, m.p. 155-159°C

Analysis for $C_{17}H_{19}NO_2S$:

Calculated: C, 67.74; H, 6.35; N, 4.65;

Found: C, 67.53; H, 6.09; N, 4.45.

-51-

Example 58

5-[(3,5-dipropyl-4-hydroxyphenyl)methylene]-3-methyl-4-thiazolidinone, m.p. 162-165°C.

5 Analysis for $C_{17}H_{23}NO_2S$:

Calculated: C, 66.85; H, 7.59; N, 4.59;

Found: C, 67.12; H, 7.37; N, 4.52.

Example 59

10

5-[(3,5-dipropyl-4-hydroxyphenyl)methylene]-4-thiazolidinone, m.p. 202-205°C

Analysis for $C_{16}H_{23}NO_2S$:

Calculated: C, 65.95; H, 7.26; N, 4.81;

15 Found: C, 66.16; H, 7.49; N, 4.79.

Example 60

20 5-[(3,5-dipropyl-4-hydroxyphenyl)methyl]-4-thiazolidinone, m.p. 155-157°C

Analysis for $C_{16}H_{23}NO_2S$:

Calculated: C, 65.49; H, 7.90; N, 4.77;

Found: C, 65.71; H, 7.73; N, 4.99.

25

Example 61

5-[[3-(1,1-dimethylethyl)-4-hydroxy-5-methylphenyl]methylene]-4-thiazolidinone.

30 A. Preparation of 3-(1,1-dimethylethyl)-4-hydroxy-5-methylbenzaldehyde

Under a nitrogen atmosphere, 76.65 g of 2-(1,1-dimethylethyl)-6-methylphenol (Aldrich), 65.42 g of
35 hexamethylenetetramine and 700 ml of trifluoroacetic acid were stirred at reflux temperature for about 24 hours, then allowed to cool and evaporated. The residue from the

-52-

evaporation was taken up in 1500 ml of water and 1000 ml of chloroform and neutralized to pH 7 with solid sodium carbonate. The resultant layers were separated and the aqueous layer was washed with chloroform. The organic layer was dried over sodium sulfate overnight, after which it was again washed with a volume of chloroform and evaporated. The resultant residue was then taken up in 375 ml of toluene, heated on a steam bath and then allowed to cool to room temperature overnight. Subsequent workup gave 28.3 g of the desired subtitled intermediate.

B. Preparation of 5-[[3-(1,1-dimethylethyl)-4-hydroxy-5-methylphenyl]methylene]-2-thioxo-4-thiazolidinone

28.3 g of the intermediate prepared in Example 61A, 24 g of N-aminorhodanine, 48.3 g of sodium acetate in 735 ml of acetic acid were heated to reflux temperature for about 7 hours and then allowed to cool to room temperature with continual stirring overnight. The resultant mixture was poured into 1500 ml of ice water with stirring and then filtered. The wet filter cake was transferred to a beaker and dissolved in a mixture of ethyl acetate and water and then separated. The organic layer was dried over sodium sulfate, filtered and then washed with ethyl acetate. Further workup, followed by trituration in hot chloroform and subsequent drying under vacuum, rendered about 18 g of the desired subtitled intermediate, m.p. 210-216°C.

C. Preparation of 5-[[3-(1,1-dimethylethyl)-4-hydroxy-5-methylphenyl]methylene]-4-thiazolidinone.

Reduction of the thione of Example 61B as described herein was effected which, following workup, rendered 1.56 g of the titled product, m.p. 162-165°C.

Analysis for $C_{25}H_{19}NO_2S$:
Calculated: C, 64.95; H, 6.90; N, 5.05;
Found: C, 65.12; H, 7.05; N, 4.99.

-53-

Utilizing the procedures set forth in Example 61 and elsewhere herein, the following additional compounds were prepared.

5

Example 62

3-amino-5-[[3-(1,1-dimethylethyl)-4-hydroxy-5-methyl-phenyl]methylene]-4-thiazolidinone, m.p. 110°C (dec.)

10

Analysis for $C_{15}H_{20}N_2O_2S$:

Calculated: C, 61.81; H, 7.29; N, 9.01;

Found: C, 61.90; H, 7.47; N, 8.78.

Example 63

15

5-[[3-(1,1-dimethylethyl)-4-hydroxy-5-methyl-phenyl]methylene]-3-dimethylamino-2-thioxo-4-thiazolidinone, m.p. 189-190°C

Analysis for $C_{17}H_{22}N_2O_2S$:

20

Calculated: C, 58.26; H, 6.33; N, 7.99;

Found: C, 58.55; H, 6.08; N, 8.28.

Example 64

25

5-[[3-(1,1-dimethylethyl)-4-hydroxy-5-methyl-phenyl]methylene]-3-methyl-4-thiazolidinone, m.p. 192-195°C.

Analysis for $C_{16}H_{21}NO_2S$:

Calculated: C, 65.95; H, 7.26; N, 4.81;

Found: C, 66.24; H, 7.17; N, 5.02.

30

Example 65

5-[[3-(1,1-dimethylethyl)-4-hydroxy-5-methyl-phenyl]methylene]-3-dimethylamino-4-thiazolidinone, m.p. 182-192°C.

35

Analysis for $C_{17}H_{24}N_2O_2S$:

Calculated: C, 63.72; H, 7.55; N, 8.74;

-54-

Found: C, 63.45; H, 7.58; N, 8.93.

Example 66

5 5-[[3,5-bis(1-methylethyl)-4-hydroxyphenyl]methyl]-2-thioxo-4-thiazolidinone

Example 67

10 5-[[3-(methylthiophenyl)-4-hydroxy-5-ethoxyphenyl]methylene]-2-thioxo-3-(dimethylamino)-4-thiazolidinone, m.p. 137-141°C

Analysis for C₂₁H₂₂N₂O₃S₃:

Calculated: C, 56.48; H, 4.97; N, 6.27;

15 Found: C, 56.77; H, 5.07; N, 5.99.

Example 68

20 5-[[3-(methylthiophenyl)-4-hydroxy-5-ethoxyphenyl]methylene]-4-thiazolidinone, m.p. 190-192°C

Analysis for C₁₉H₁₇NO₃S₃:

Calculated: C, 56.55; H, 4.25; N, 3.47;

Found: C, 56.76; H, 4.42; N, 3.44.

25 Example 69

5-[[3-(1,1-dimethylethyl)-4-hydroxy-5-propylphenyl]methylene]-3-methyl-4-thiazolidinone, m.p. 189.5-191.5°C

30 Analysis for C₁₈H₂₅NO₂S:

Calculated: C, 67.68; H, 7.89; N, 4.38;

Found: C, 67.97; H, 8.16; N, 4.40.

Example 70

35 5-[[3-(1,1-dimethylethyl)-4-hydroxyphenyl]methylene]-3-methyl-4-thiazolidinone.

-55-

A. Preparation of 3-(1,1-dimethylethyl)-4-hydroxybenzaldehyde

5 Into 101.5 g of N-methylformanilide was added dropwise with cooling 107 g of phosphoryl chloride over a period of 15 minutes. The mixture was allowed to warm to room temperature and stirred for 70 minutes. 67.5 g of ortho-t-butylphenol was added and stirred for about 45
10 minutes after which the mixture was heated to about 50-60°C and allowed to stir for 4.5 hours. The reaction mixture was poured into a volume of crushed ice and extracted with chloroform. The aqueous layer was separated and washed again with chloroform. The chloroform layers were combined and
15 extracted with 2000 ml of a 5% potassium hydroxide solution. The aqueous potassium hydroxide layer was separated and added to 1000 ml of chloroform. The pH of the resulting two-phase mixture was adjusted to 3 with concentrated hydrochloric acid with stirring. The resultant layers were separated and the
20 aqueous layer was again extracted with chloroform and dried over sodium sulfate overnight to give 18.1 g of the desired subtitled intermediate.

B. Preparation of 5-[[3-(1,1-dimethylethyl)-4-hydroxyphenyl]methylene]-3-methyl-2-thioxo-4-thiazolidinone.

25

The benzaldehyde intermediate from Example 70A (17.5 g) was dissolved in 490 ml of acetic acid. The resulting solution was added to a mixture of 14.45 g of
30 N-methylrhodanine and 28.18 g of sodium acetate. The resultant suspension was heated, stirred at reflux temperature for 24 hours (at which time a yellow precipitate had formed), filtered and washed with acetic acid and diethyl ether. The precipitate was triturated with 300 ml of diethyl
35 ether, filtered, washed again with diethyl ether and triturated yet a second time with 600 ml of water. Drying

-56-

the resultant solid in vacuo yielded the desired subtitled intermediate, m.p. >230°C.

C. Preparation of 5-[[3-(1,1-dimethylethyl)-4-hydroxyphenyl]methylene]-3-methyl-4-thiazolidinone.

The thione prepared in Example 70B was reduced as described above utilizing tri-n-butyl tin hydride and AIBN to provide the desired title product, m.p. >230°C.

Analysis for C₁₅H₁₉NO₂S:
Calculated: C, 64.95; H, 6.90; N, 5.05;
Found: C, 65.07; H, 7.02; N, 5.28.

Utilizing the procedures set forth herein, the following additional compounds were prepared.

Example 71

5-[[3-(methylthiophenyl)-4-hydroxy-5-ethoxyphenyl]methylene]-4-oxo-2-thioxo-3-thiazolidine acetic acid, m.p. 202-206°C

Analysis for C₂₁H₁₉NO₅S₃:
Calculated: C, 54.65; H, 4.15; N, 3.04;
Found: C, 54.91; H, 4.23; N, 3.11.

Example 72

5-[(4-hydroxy-3,5-dimethylphenyl)methylene]-3-methyl-4-thiazolidinone, m.p. 207-212°C (dec.)

Analysis for C₁₃H₁₅NO₂S:
Calculated: C, 62.62; H, 6.06; N, 5.62;
Found: C, 62.58; H, 6.05; N, 5.65.

Example 73

5-[[3-(1,1-dimethylethyl)-4-hydroxy-5-methylphenyl]methyl]-4-thiazolidinone

-57-

A solution of 0.28 g of the compound of Example 61 in 30 ml of tetrahydrofuran was hydrogenated at 60 pounds per square inch in the presence of 1.12 g of 5% palladium on carbon overnight at 60°C. The reaction mixture was filtered and evaporated to dryness. The resulting residue was dissolved in 3.5 ml of a 1:1.5 ethyl acetate/hexane solution and loaded onto a silica gel chromatography column. Elution with 40% ethyl acetate in hexane produced fractions which, upon evaporation to dryness, provided 0.05 g of title compound. m.p. 64-68°C.

Analysis for $C_{15}H_{21}NO_2S$:

Calculated: C, 64.48; H, 7.58; N, 5.01;

Found: C, 64.32; H, 7.66; N, 4.79.

Example 74

5-[[3,5-bis(1-methylethyl)-4-hydroxyphenyl]methyl]-4-thiazolidinone

Using the method described in Example 73, 4.73 g of 5-[[3,5-bis(1-methylethyl)-4-hydroxyphenyl]methylene]-4-thiazolidinone were converted to 1.88 g of title compound. m.p. 136-139°C.

Analysis for $C_{16}H_{23}NO_2S$:

Calculated: C, 65.49; H, 7.90; N, 4.77;

Found: C, 65.79; H, 7.90; N, 4.81.

Example 75

5-[[3-(1,1-dimethylethyl)-4-hydroxy-5-propylphenyl]methyl]-4-thiazolidinone

A. Preparation of 3-[2-(1,1-dimethylethyl)-phenoxypropene

-58-

Allyl bromide (69.2 ml), 2-t-butylphenol (122.9 ml) and potassium carbonate (121.6 g) were stirred in 265 ml of acetone at reflux temperature for 50 hours and then cooled to 35°C. Water (600 ml) was added and the resulting layers were separated. The aqueous layer was extracted with 600 ml of diethyl ether. The organic layer was combined with the aqueous layer's ether extract and the resulting solution was dried over sodium sulfate overnight. After sodium sulfate removal, the solvent was evaporated to provide, after further workup, 147 g of the subtitled intermediate.

B. Preparation of 2-(1,1-dimethylethyl)-6-(2-propenyl)phenol

All 147 g of the above compound were rearranged as described in Examples 55A and 56A to provide 100.8 g of the subtitled intermediate.

C. Preparation of 2-(1,1-dimethylethyl)-6-propylphenol.

A solution of 54.9 g of the above compound in 575 ml of toluene was hydrogenated at 60 pounds per square inch in the presence of 55 g of Raney nickel for 3 hours at room temperature. The reaction mixture was filtered and evaporated to dryness to provide 59.2 g of the subtitled intermediate.

D. Preparation of 3-(1,1-dimethylethyl)-4-hydroxy-5-propylbenzaldehyde.

The above compound (55.48 g) was converted to 23.33 g of the subtitled intermediate using the method described in Example 61A.

E. Preparation of 5-[[3-(1,1-dimethylethyl)-4-hydroxy-5-propylphenyl]methylene]-2-thioxo-4-thiazolidinone.

-59-

Using the method described in Example 61B, 5.51 g of the above compound were converted to 6.26 g of the subtitled intermediate. m.p. 190.5-192° C.

5

F. Preparation of 5-[[3-(1,1-dimethylethyl-4-hydroxy-5-propylphenyl)methyl]-2-thioxo-4-thiazolidinone.

10 Using the method described in Example 8, 4.73 g of the above compound were converted to 2.1 g of the subtitled intermediate.

G. Preparation of 5-[[3-(1,1-dimethylethyl-4-hydroxy-5-propylphenyl)methyl]-4-thiazolidinone.

15 A solution of 2.1 g of the above compound in 185 ml of ethanol was hydrogenated at 500 pounds per square inch in the presence of 8.4 g of 5% palladium on carbon for 20 hours at 100°C. The reaction mixture was filtered and evaporated to dryness. The resulting residue was dissolved in 25 ml of
20 methylene chloride and loaded onto a silica gel chromatography column. Elution with 2000 ml of a 10-50% ethyl acetate in hexane gradient, followed by elution with 2000 ml of a 1:1 ethyl acetate/hexane solution, provided fractions which, upon evaporation to dryness, rendered 0.75 g
25 of titled product. m.p. 50-55°C.

Analysis for C₁₇H₂₅NO₂S:

Calculated: C, 66.41; H, 8.20; N, 4.56;

Found: C, 66.61; H, 8.22; N, 4.55.

30

Example 76

5-[[3-(methylthiophenyl)-4-hydroxy-5-ethoxy-phenyl)methylene]-3-dimethylamino-4-thiazolidinone.

35

A. Preparation of 5-[[3-ethoxy-4-hydroxy-phenyl)methylene]-3-dimethylamino-2-thioxo-4-thiazolidinone.

-60-

3-Ethoxy-4-hydroxybenzaldehyde (45.7 g),
N-dimethylaminorhodanine (53.35 g) and fused sodium acetate
(92.4 g) were reacted in the manner described in Example 1 to
provide 52.92 g of the subtitled intermediate. m.p.
194-198° C.

B. Preparation of 5-[[3-ethoxy-4-hydroxyphenyl]-
methylene]-3-dimethylamino-4-thiazolidinone.

Using the method described in Example 10, 47.66 g
of the above compound were converted to 14.02 g of the
subtitled intermediate.

C. Preparation of 5-[[3-methylthiophenyl)-4-
hydroxy-3-ethoxyphenyl]methylene]-3-dimethylamino-4-
thiazolidinone.

Sodium hydroxide (0.95 g) and 17.3 ml of a 40% by
weight solution of formaldehyde were dissolved in 50 ml of
2-ethoxyethanol. Phenylthiol (2.62 g) and 7.0 g of the above
compound were added and the resulting solution was refluxed
for 4 hours, then cooled. Ethyl acetate (50 ml) and water
(25 ml) were added to the cooled reaction mixture and the pH
of the resulting two-phase solution was lowered to
approximately 5 using concentrated hydrochloric acid. The
organic phase was separated from the aqueous phase, washed
with a saturated brine solution and then loaded onto a silica
gel chromatography column. Elution with 4 liters of
methylene chloride, followed by 4 liters of a 3% methanol/97%
methylene chloride solution, provided fractions containing
the title product. These fractions were combined and loaded
once more onto a silica gel chromatography column. Elution
with 4 liters of methylene chloride, followed by 1 liter of a
22.5% acetonitrile in methylene chloride solution, provided
fractions which, upon evaporation of the solvent, rendered
title product. This product was further purified by
trituration with a hot solution of 50 ml of hexane and 30 ml

-61-

of ethyl acetate to provide 6.20 g of
5-[[3-(methylthiophenyl)-4-hydroxy-5-ethoxyphenyl]methylene]-
3-dimethylamino-4-thiazolidinone. m.p. 118-120°C.

Analysis for $C_{21}H_{24}N_2O_3S_2$:

5 Calculated: C, 60.55; H, 5.81; N, 6.73; S, 15.39;
 Found: C, 60.75; H, 5.76; N, 6.76; S, 15.58.

Example 77

10 5-[[3-(1-dimethylethyl)-4-hydroxyphenyl]methylene]-4-
 thiazolidinone

 A. Preparation of 3-(1,1-dimethylethyl)-4-hydroxy-
 benzaldehyde

15

 Into 184.4 ml (1.494 mol) of N-methylformanilide
 were added dropwise, with cooling, 130.9 ml (1.404 mol) of
 phosphoryl chloride over a period of 20 minutes. The mixture
 was allowed to warm to room temperature and stirred for one
20 hour. Ortho-tertbutylphenol (138.2 ml; 0.9 mol) was then
 added dropwise to the reaction solution over a period of 25
 minutes. After phenol addition was complete, the resulting
 reaction mixture was stirred for an additional 30 minutes at
 room temperature and then heated to approximately 60°C and
25 stirred for five hours at that temperature. The reaction
 mixture was poured into a volume of crushed ice and extracted
 with chloroform. The aqueous layer was separated and washed
 again with chloroform. The chloroform layers were combined
 and extracted with 2000 ml of a 5% potassium hydroxide
30 solution. The aqueous potassium hydroxide extract was then
 added to 1000 ml of chloroform. The pH of the resulting
 two-phase mixture was adjusted to approximately pH 2.0 with
 concentrated hydrochloric acid. The mixture's layers were
 separated and the aqueous layer was again extracted with
35 chloroform. The organic layer from the two-phase mixture and
 the chloroform extract were combined, washed with water and
 then dried over sodium sulfate. The volatile components of

-62-

the solution were removed under reduced pressure to provide a residue. This residue was dissolved in 100 ml of hot toluene and the resulting solution was diluted with 100 ml of hexanes. The solution was slowly cooled to room temperature while a precipitate formed. This precipitate was recovered by filtration, washed with hexanes and then dried under vacuum to provide 20.0 g of the desired subtitled intermediate.

10 B. Preparation of 5-[[3-(1,1-dimethylethyl)-4-hydroxyphenyl]methylene]-3-amino-2-thioxo-4-thiazolidinone

 The benzaldehyde intermediate from Example 77A (20.0 g; 112.2 mmol), N-aminorhodanine (18.29 g; 123.4 mmol) and sodium acetate (36.8 g; 448.8 mmol) were suspended in 560 ml of acetic acid. The suspension was heated to reflux, stirred at that temperature for 7 hours (at which time a precipitate had formed) and then cooled to room temperature with stirring. The precipitate was recovered by filtration and then washed successively with a 1:1 ethyl acetate/diethyl ether solution then a diethyl ether wash. The recovered precipitate was dried under vacuum at 60°C for 2 hours to provide 14.5 g of the desired subtitled intermediate. m.p. >225°C.

25 C. Preparation of 5-[[3-(1,1-dimethylethyl)-4-hydroxyphenyl]methylene]-4-thiazolidinone

 The intermediate from Example 77B (14.3 g; 46.4 mmol) was suspended in 230 ml of hot (60°C) toluene. To this suspension were added tri-n-butyl tin hydride (62.4 ml; 232 mmol) and AIBN (1.14 g; 6.96 mmol). The resulting suspension was heated to reflux while the suspended solids slowly dissolved. Additional AIBN was added at 30 and 55 minutes (two 1.14 g portions) after heating was started. Eighty minutes after heating was started the hot reaction solution was transferred to a separatory funnel and 1N hydrochloric

-63-

acid was added. The resulting two-phase mixture was diluted with ethyl acetate and the layers were separated. The aqueous layer was washed with ethyl acetate, which wash was then combined with the organic layer from the two-phase mixture. The combined solution was washed with a saturated sodium chloride solution and then dried over sodium sulfate. The volatile components of the solution were removed under reduced pressure to provide 87.7 g of a yellow solid. This solid was suspended in 1000 ml of hexanes and the resulting suspension was stirred for 15 minutes. After fifteen minutes the suspension was filtered and the recovered solid was dissolved in 500 ml of diethyl ether. The diethyl ether solution was chromatographed on a silica gel column using an 8000 ml gradient of 5-20% isopropyl alcohol in hexanes, then a 2000 ml gradient of 20-30% isopropyl alcohol in hexanes and then a 2000 ml gradient of 30-35% isopropyl alcohol in hexanes. Those fractions identified as containing product were evaporated and chased with methylene chloride. The resulting residue was dissolved in ethyl acetate, reduced to dryness under reduced pressure and then chased with ethanol to provide 4.31 g of title compound. m.p. 110°C (decomposition).

Analysis for $C_{14}H_{17}NO_2S$:

Calculated: C, 63.85; H, 6.51; N, 5.32;

Found: C, 64.15; H, 6.73; N, 5.60.

Example 78

5-[[3-(1,1-dimethylethyl)-4-hydroxyphenyl]methyl]-4-thiazolidinone

A portion of the title compound from Example 77 (395.1 mg; 1.5 mmol) was dissolved in 9 ml of methanol. Magnesium (72.9 mg; 3.0 mmol) was then added to the solution and the resulting reaction mixture was stirred at room temperature for 3 hours. After 3 hours, most of the magnesium which had been added originally appeared to be gone

-64-

so an additional 182.3 mg (7.5 mmol) of magnesium were added. Stirring of the reaction solution at room temperature continued overnight. By the next morning a yellow precipitate had formed. This precipitate was dissolved by
5 adding the methanolic reaction solution to an ethyl acetate/1N hydrochloric acid mixture. The organic layer from the resulting two-phase mixture was isolated and then dried over sodium sulfate. The volatile components of the organic layer were removed and the resulting residue was chased with
10 methylene chloride. The residue was then dissolved in 25 ml of methylene chloride and the resulting solution was chromatographed on a silica gel chromatography column using a 5-20% isopropyl alcohol in hexanes gradient. Those fractions identified as containing essentially pure product were
15 evaporated to provide 0.29 g of title compound. m.p. 65-70°C.

Analysis for $C_{14}H_{19}NO_2S$:

Calculated: C, 63.37; H, 7.22; N, 5.28;

Found: C, 63.08; H, 7.30; N, 4.99.

20

Example 79

(-)-5-[[3,5-bis(1,1-dimethylethyl)-4-hydroxy-phenyl]methyl]-4-thiazolidinone.

25

To a 50 ml, three-neck, round bottom flask containing 25 ml of methylene chloride were added 1.31 g of 4Å molecular sieves, 0.56 ml (1.88 mmol) of titanium isopropoxide, 0.79 ml (3.75 mmol) of (+)-diisopropyl tartrate
30 and 34 l (1.88 mmol) of deionized water. The resulting solution was stirred for twenty minutes and then 0.8 g (2.5 mmol) of a racemic mixture of 5-[[3,5-bis(1,1-dimethylethyl)-4-hydroxyphenyl]methyl]-4-thiazolidinone were added. The resulting solution was cooled to -20°C and 0.73 ml (1.88
35 mmol) of a 2.57 M solution of t-butylhydroperoxide in isooctane were added. The reaction solution was then stirred for 6 hours at -20°C.

-65-

After 6 hours, the reaction solution was quenched by pouring it into 50 ml of a solution prepared from 9.9 g of Iron (II) sulfate heptahydrate, 3.3 g of citric acid monohydrate and water. The resulting solution was stirred for 30 minutes and then stirring was stopped so that the organic and aqueous layers could separate. The aqueous layer was decanted and washed with methylene chloride. The methylene chloride wash was combined with the above organic layer and the resulting solution was washed with a saturated brine solution and then dried over sodium sulfate. The sodium sulfate was removed by filtration and the remaining liquid was evaporated to provide 1.81 g of a residue.

The residue was dissolved in 25 ml of methylene chloride and the resulting solution was chromatographed on a silica gel chromatography column. Elution with 6000 ml of a 10-50% ethyl acetate in hexane gradient provided various fractions containing the above titled compound. These fractions were combined and the liquid evaporated to provide 0.19 g of title compound. $[\alpha]^{25} = -73.6^\circ$ ($c=1.0$, MeOH).

Analysis for $C_{18}H_{27}NO_2S$:

Calculated: C, 67.25; H, 8.47; N, 4.36;

Found: C, 67.50; H, 8.53; N, 4.48.

Example 80, 81, and 82

(+)-5-[[3,5-bis(1,1-dimethylethyl)-4-hydroxyphenyl]methyl]-4-thiazolidinone, (-)-5-[[3,5-bis(1,1-dimethylethyl)-4-hydroxyphenyl]methyl]-4-thiazolidinone-1-oxide and (+)-5-[[3,5-bis(1,1-dimethylethyl)-4-hydroxyphenyl]methyl]-4-thiazolidinone-1-oxide.

In a similar manner as that described in Example 79, 0.89 ml (3.0 mmol) of titanium isopropoxide, 1.27 ml (6.0 mmol) of (-)-diisopropyl tartrate, 54 l (3.0 mmol) of deionized water, 1.61 g (5.0 mmol) of racemic 5-[[3,5-bis(1,1-dimethylethyl)-4-hydroxyphenyl]methyl]-4-thiazolidinone and 2.4 ml (6.5 mmol) of a 2.57M solution of

-66-

t-butylhydroperoxide in isooctane were reacted to provide a residue. The residue was dissolved in 75 ml of methylene chloride and the resulting solution was chromatographed on a silica gel chromatography column. Elution with 6000 ml of a 10-50% ethyl acetate in hexane gradient provided various fractions containing (+)-5-[[3,5-bis(1,1-dimethylethyl)-4-hydroxyphenyl]methyl]-4-thiazolidinone. These fractions were combined and the liquid evaporated to provide 0.43 g of product compound. Further elution with 4000 ml of a 50% isopropanol in hexane solution provided various fractions. Fractions believed to contain (-)-5-[[3,5-bis(1,1-dimethylethyl)-4-hydroxyphenyl]methyl]-4-thiazolidinone-1-oxide were combined and the liquid evaporated to provide 0.87 g of product. Fractions believed to contain (+)-5-[[3,5-bis(1,1-dimethylethyl)-4-hydroxyphenyl]methyl]-4-thiazolidinone-1-oxide were combined and the liquid evaporated to provide 0.27 g of product.

80. (+)-5-[[3,5-bis(1,1-dimethylethyl)-4-hydroxyphenyl]methyl]-4-thiazolidinone

$[\alpha]^{25} = +70.41^\circ$ (c=1.0, MeOH).

Analysis for $C_{18}H_{27}NO_2S$:

Calculated: C, 67.25; H, 8.47; N, 4.36;

Found: C, 66.95; H, 8.22; N, 4.26.

81. (-)-5-[[3,5-bis(1,1-dimethylethyl)-4-hydroxyphenyl]methyl]-4-thiazolidinone-1-oxide m.p. 182-184°C.

$[\alpha]^{25} = -21.84^\circ$ (c=1.0, MeOH).

Analysis for $C_{18}H_{27}NO_3S$:

Calculated: C, 64.06; H, 8.06; N, 4.15;

Found: C, 63.84; H, 8.09; N, 4.12.

82. (+)-5-[[3,5-bis(1,1-dimethylethyl)-4-hydroxyphenyl]methyl]-4-thiazolidinone-1-oxide m.p. 177-181°C.

-67-

 $[\alpha]^{25} = +163.05^\circ$ (c=1.0, MeOH).Analysis for $C_{18}H_{27}NO_3S$:

Calculated: C, 64.06; H, 8.06; N, 4.15;

Found: C, 63.88; H, 8.12; N, 4.29.

5

Example 83

(-)-5-[[3,5-bis(1,1-dimethylethyl)-4-hydroxyphenyl]methyl]-3-methyl-4-thiazolidinone

10

In a similar manner as that described in Example 79, 0.45 ml (1.5 mmol) of titanium isopropoxide, 0.63 ml (3.0 mmol) of (+)-diisopropyltartrate, 27 liter (1.5 mmol) of water, 0.84 g (2.5 mmol) of racemic 5-[[3,5-bis(1,1-dimethylethyl)-4-hydroxyphenyl]methyl]-3-methyl-4-thiazolidinone and 0.58 ml (1.5 mmol) of a 2.57M solution of t-butylhydroperoxide in isooctane were reacted to provide a residue. The residue was dissolved in 25 ml of methylene chloride and the resulting solution was chromatographed on a silica gel chromatography column. Elution with 1000 ml of methylene chloride, then 6000 ml of a 0-10% ethyl acetate in methylene chloride gradient, then 4000 ml of a 20-50% isopropyl alcohol in hexane gradient and then 2000 ml of a 50% isopropyl alcohol/hexane solution provided various fractions containing the above-titled compound. These fractions were combined and the liquid evaporated to provide 0.35 g of title compound.

15

20

25

Analysis for $C_{19}H_{29}NO_2S$:

30

Calculated: C, 68.02; H, 8.71; N, 4.17;

Found: C, 67.95; H, 8.55; N, 4.18.

NMR (300 MHz; $CDCl_3$) δ = 1.4 (s, 18H), 2.9 (s, 3H), 3.0 (dd, 1H), 3.3 (dd, 1H), 3.8 (dd, 1H), 4.0 (d, 1H), 4.2 (d, 1H), 5.1 (s, 1H), 7.1 (s, 2H).

35

-68-

Utilizing the procedures set forth herein, the following additional compounds were prepared.

Example 84

5

5-[[3,5-bis(1,1-dimethylethyl)-4-hydroxyphenyl]-methylene]-3-[(4-morpholinyl)methyl]-4-thiazolidinone, m.p. 204-206°C (dec.)

10

Example 85

5-[[3,5-dimethoxy-4-hydroxyphenyl]methylene]-2-thioxo-3-methyl-4-thiazolidinone, m.p. 211-213°C

15

Example 86

5-[[3,5-dimethoxy-4-hydroxyphenyl]methylene]-3-methyl-4-thiazolidinone, m.p. 207-212°C

20

Example 87

5-[[3-(methylthiophenyl)-4-hydroxy-5-ethoxyphenyl]-methylene]-4-thiazolidinone, m.p. 182-184°C

25

Analysis for C₁₉H₁₉NO₃S₂:

Calculated: C, 61.10; H, 5.13; N, 3.75; S, 17.17;

Found: C, 61.31; H, 5.07; N, 3.80; S, 17.44.

Example 88

30

5-[[3-(methylthiophenyl)-4-hydroxy-5-ethoxyphenyl]-methylene]-3-methyl-4-thiazolidinone, m.p. 142-145°C

Analysis for C₂₀H₂₁NO₃S₂:

35

Calculated: C, 61.99; H, 5.46; N, 3.61;

Found: C, 62.15; H, 5.68; N, 3.49.

-69-

Example 89

5-[(4-hydroxyphenyl)methylene]-2-thioxo-4-thiazolidinone, m.p. 287-290°C

5

Example 90

5-[(3-methoxy-4-hydroxyphenyl)methylene]-2-thioxo-4-thiazolidinone, m.p. 229-231°C

10

Example 91

5-[(3-methoxy-4-hydroxyphenyl)methylene]-2-thioxo-3-(2-propenyl)-4-thiazolidinone.

15

Example 92

5-[(3-ethoxy-4-hydroxyphenyl)methylene]-2-thioxo-4-thiazolidinone, m.p. 217-217.5°C

20

Example 93

5-[[3,5-bis(1,1-dimethylethyl)-4-hydroxyphenyl]-methylene]-4-oxo-2-thioxo-3-thiazolidine acetic acid, m.p. ~265°C

25

Example 94

5-[(3,5-dimethyl-4-hydroxyphenyl)methylene]-2-thioxo-4-thiazolidinone, m.p. 260°C

30

Example 95

5-[(3,5-dimethoxy-4-hydroxyphenyl)methylene]-2-thioxo-4-thiazolidinone, m.p. 230°C

35

-70-

Example 96

5-[[3-(1,1-dimethylethyl)-4-hydroxy-5-(methylthiophenyl)phenyl]methylene]-2-thioxo-4-thiazolidinone, m.p. 181-184°C

Example 97

5-[(3-ethoxy-4-hydroxyphenyl)methylene]-2-thioxo-3-cyclohexyl-4-thiazolidinone, m.p. 122-123°C

Example 98

5-[(3-ethoxy-4-hydroxyphenyl)methylene]-2-thioxo-3-methyl-4-thiazolidinone, m.p. 157°C

Example 99

5-[[3,5-bis(1-methylpropyl)-4-hydroxyphenyl]methylene]-4-oxo-2-thioxo-3-thiazolidine acetic acid, m.p. 191-193° C.

Example 100

5-[[3,5-bis(1-methylethyl)-4-hydroxyphenyl]methylene]-3-methyl-4-thiazolidinone, m.p. 200-210° C.

Analysis for C₁₇H₂₃NO₂S:

Calculated: C, 66.85; H, 7.59; N, 4.59;

Found: C, 67.03; H, 7.55; N, 4.37.

Example 101

4-[[3,5-bis(1,1-dimethylethyl)-4-hydroxyphenyl]methylene]-1,3-oxothiolan-5-one

A. Preparation of β-(3,5-di-t-butyl-4-hydroxyphenyl)-α-mercaptoacrylic acid.

-71-

A solution of 174.5 g of 5-[[3,5-bis(1,1-dimethylethyl)-4-hydroxyphenyl]methylene]-2-thioxo-4-thiazolidinone in 1250 ml of a 10% sodium hydroxide solution was heated on a steam bath for four hours. Decolorizing carbon was added and the mixture filtered through a high flow diatomaceous earth pad. The filtrate was chilled by adding ice and treated with 6N hydrochloric acid. The precipitated product was recovered by filtration, washed with water, and dried providing 150 g of the desired subtitled intermediate.

B. Preparation of 4-[[3,5-bis(1,1-dimethylethyl)-4-hydroxyphenyl]methylene]-1,3-oxothiolan-5-one.

Following the procedure of Agr. Biol. Chem., 29(8), 728 (1965), six grams of the mercaptoacrylic acid from above were heated on a steam bath with 36 ml of acetic acid and 6 ml of formaldehyde (37% solution) for one hour. Evaporation of the mixture and chromatography of the residue over silica gel provided 1.7 g of the desired product, m.p. 127-129°C.

Analysis for C₁₈H₂₄O₃S:

Calculated: C, 67.47; H, 7.55;

Found: C, 67.71; H, 7.62.

As noted previously, the compounds of formula I are useful for treating multiple sclerosis. Such activity was demonstrated in the following test system.

Experimental Autoimmune Encephalomyelitis (EAE) Model

Experimental autoimmune encephalomyelitis (EAE) is an inflammatory autoimmune demyelinating disease which can be induced in laboratory animals by injection of myelin basic protein. Such disease has become the standard laboratory model for studying clinical and experimental autoimmune diseases. In fact, numerous articles [e.g., Abramsky, et al., J. Neuroimmunol., 2, 1 (1982) and Bolton et al., J. Neurol. Sci., 56, 147 (1982)] note that the similarities of chronic relapsing EAE in animals to multiple sclerosis in humans especially implicates the value of EAE for the study

-72-

of autoimmune demyelinating diseases such as multiple sclerosis. As such, the EAE test model was employed to establish the activity of the compounds of formula I against multiple sclerosis. Such testing was conducted according to the following procedure.

Female Lewis rats (Olac Ltd., U.K.), were injected in their footpads with 12.5 μ g of myelin basic protein (MBP) (prepared from guinea-pig spinal cord) in Complete Freund's adjuvant. Test compound was given daily from day 0 (MBP injection date) in carboxymethylcellulose p.o. at a dosage of 33 mg/kg to the test animals. A control solution (carboxymethylcellulose alone) was given to certain other test animals. The animals were then weighed and scored daily for symptoms of EAE according to a scale of 0 to 3 (0= no change; 1= flaccid tail; 2= hind limb disability and 3= hind quarter paralysis/moribund). Animals were sacrificed when they reached a score of 3.

The results of the experiment described above are set forth in Table I, below. In Table I, Column 1 indicates the example number of the test compound employed or, if appropriate, that no test compound was employed (control). Columns 2-16 report the EAE disease score associated with various times after the MBP injection date (day 0).

25

-73-

TABLE I**Inhibition of EAE**

Compound Example No./ Control	EAE Disease Score At Various Days After MBP Administration*														
	1	2	3	4	5	6	7	8	9	10	11	12	13	14	15
Control	0	0	0	0	0	0	0	0	0	0	0.5	1.5	2.2	2.7	2.8
Example 21	0	0	0	0	0	0	0	0	0	0	0.5	1.8	2.3	2.5	2.5
Example 2	0	0	0	0	0	0	0	0	0	0	0.3	1.5	2.8	3.0	3.0
Example 10	0	0	0	0	0	0	0	0	0	0	0	0.1	2.0	2.7	3.0

*EAE Disease Score based on an average of 6 test animals.

The results set forth in Table I, above, establish that, given the proper dosing paradigm, the compounds of formula I inhibit the progression of EAE. In particular, the compound of Example 10 delayed onset of the disease for at least 1 day relative to control. As such, the compounds of formula I would be expected to be efficacious in treating multiple sclerosis.

As noted above, the compounds of formula I are capable of slowing the process of neurodegeneration associated with multiple sclerosis, thereby lending themselves to the valuable therapeutic method claimed herein. This method comprises administering to a mammal in need of treatment for multiple sclerosis an amount of one or more compounds of formula I sufficient to achieve the therapeutic effect desired. The compounds can be administered by a variety of routes including the oral, rectal, transdermal, subcutaneous, intravenous, intramuscular or intranasal routes. The oral and transdermal routes of administration

-74-

are preferred. No matter what route of administration is chosen, such administration is accomplished by means of pharmaceutical compositions which are prepared by techniques well known in the pharmaceutical sciences.

5 In making the pharmaceutical compositions, one or more active ingredients will usually be mixed with a carrier, or diluted by a carrier, or enclosed within a carrier, or diluted by a carrier, or enclosed within a carrier which may be in the form of a capsule, sachet, paper or other
10 container. When the carrier serves as a diluent, it may be a solid, semi-solid or liquid material which acts as a vehicle, excipient or medium for the active ingredient. Thus, the compositions can be in the form of tablets, pills, powders, lozenges, sachets, cachets, elixirs, suspensions, emulsions,
15 solutions, syrups, aerosols (as a solid or in a liquid medium), ointments containing for example up to 10% by weight of the active compound, soft and hard gelatin capsules, suppositories, sterile injectable solutions and sterile packaged powders.

20 Some examples of suitable carriers, excipients, and diluents include lactose, dextrose, sucrose, sorbitol, mannitol, starches, gum acacia, calcium phosphate, alginates, tragacanth, gelatin, calcium silicate, microcrystalline cellulose, polyvinylpyrrolidone, cellulose, water, saline
25 solution, syrup, methylcellulose, methyl- and propylhydroxybenzoates, talc, magnesium stearate and mineral oil. The formulations can additionally include lubricating agents, wetting agents, emulsifying and suspending agents, preserving agents, sweetening agents or flavoring agents.
30 The compositions may be formulated so as to provide rapid, sustained or delayed release of the active ingredient after administration to the patient by employing procedures well known in the art.

 The compositions are formulated, preferably in a
35 unit dosage form, such that each dosage contains from about 5 to about 500 mg, more usually about 25 to about 300 mg, of the active ingredient. The term "unit dosage form" refers to

-75-

physically discrete units suitable as unitary dosages for human subjects and other mammals, each unit containing a predetermined quantity of active material calculated to produce the desired therapeutic effect, in association with one or more suitable pharmaceutical diluents, excipients or carriers.

The compounds utilized in the method of the present invention are effective over a wide dosage range for the treatment of multiple sclerosis. Thus, as used herein, the term "therapeutically effective amount" refers to a dosage range of from about 0.5 to about 500 mg/kg of body weight per day. In the treatment of adult humans, the range of about 1 to about 100 mg/kg, in single or divided doses, is preferred. However, it will be understood that the amount of the compound actually administered will be determined by a physician, in the light of the relevant circumstances including the choice of compound to be administered, the chosen route of administration, the age, weight, and response of the individual patient, and the severity of the patient's symptoms, and therefore the above dosage ranges are not intended to limit the scope of the invention in any way.

The following formulation examples may employ as active ingredients any of the compounds of formula I. The examples are illustrative only and are not intended to limit the scope of the invention in any way.

Example 102

Hard gelatin capsules are prepared using the following ingredients:

Quantity (mg/capsule)

Compound of Example 10	250
Starch dried	200
Magnesium	10

-76-

The above ingredients are mixed and filled into hard gelatin capsules in 460 mg quantities.

Example 103

5

A tablet formula is prepared using the ingredients below:

	<u>Quantity (mg/tablet)</u>
10	
Compound of Example 21	250
Cellulose, microcrystalline	400
15	
Silicon dioxide, fumed	10
Stearic acid	5

The components are blended and compressed to form tablets each weighing 665 mg.

20

Example 104

An aerosol solution is prepared containing the following components:

25

	<u>Weight %</u>
Compound of Example 101	0.25
Ethanol	29.75
30	
Propellant 22	70.00
(Chlorodifluoromethane)	

The active compound is mixed with ethanol and the mixture added to a portion of the propellant 22, cooled to -30°C and transferred to a filling device. The required amount is then fed to a stainless steel container and diluted with the remainder of the propellant. The valve units are then fitted to the container.

35

-77-

Example 105

5 Tablets each containing 60 mg of active ingredient
are made up as follows:

	Compound of Example 47	60 mg
	Starch	45 mg
	Microcrystalline cellulose	35 mg
10	Polyvinylpyrrolidone	
	(as 10% solution in water	4 mg
	Sodium carboxymethyl starch	4.5 mg
	Magnesium stearate	0.5 mg
	Talc	<u>1 mg</u>
15	Total	150 mg

20 The active ingredient, starch and cellulose are
passed through a No. 45 mesh U.S. sieve and mixed thoroughly.
The solution of polyvinylpyrrolidone is mixed with the
resultant powders which are then passed through a No. 14 mesh
U.S. sieve. The granules so produced are dried at 50-60°C
and passed through a No. 18 mesh U.S. sieve. The sodium
carboxymethyl starch, magnesium stearate and talc, previously
passed through a No. 60 mesh U.S. Sieve, are then added to
25 the granules which, after mixing, are compressed by a tablet
machine to yield tablets each weighing 150 mg.

Example 106

30 Capsules each containing 80 mg of medicament are
made as follows:

	Compound of Example 35	80 mg
	Starch	59 mg
35	Microcrystalline cellulose	59 mg
	Magnesium stearate	<u>2 mg</u>
	Total	200 mg

-78-

The active ingredient, cellulose, starch and magnesium stearate are blended, passed through a No. 45 mesh U.S. sieve, and filled into hard gelatin capsules in 200 mg quantities.

Example 107

Suppositories each containing 225 mg of active ingredient are made up as follows:

Compound of Example 50	225 mg
Saturated fatty acid glycerides to	2,000 mg

15

The active ingredient is passed through a No. 60 mesh U.S. sieve and suspended in the saturated fatty acid glycerides previously melted using the minimum heat necessary. The mixture is then poured into a suppository mold of nominal 2 g capacity and allowed to cool.

20

Example 108

Suspensions each containing 50 mg of medicament per 5 ml dose are made as follows:

Compound of Example 54	50 mg
Sodium carboxymethylcellulose	50 mg
Syrup	1.25 ml
Benzoic acid solution	0.10 ml
Flavor	q.v.
Color	q.v.
Purified water to	5 ml

30

The medicament is passed through a No. 45 mesh U.S. sieve and mixed with the sodium carboxymethyl cellulose and syrup to form a smooth paste. The benzoic acid solution, flavor and color are diluted with some of the water and

35

-79-

added, with stirring. Sufficient water is then added to produce the required volume.

Example 109

5

Capsules each containing 150 mg of medicament are made up as follows:

10	Compound of Example 10	150 mg
	Starch	164 mg
	Microcrystalline cellulose	164 mg
	Magnesium stearate	<u>22 mg</u>
	Total	500 mg

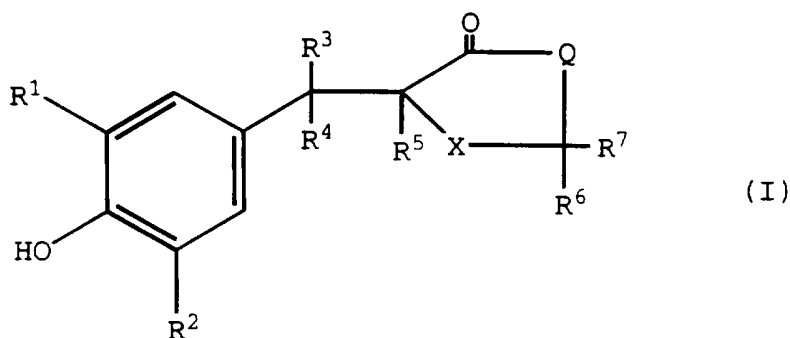
15

The active ingredient, cellulose, starch and magnesium stearate are blended, passed through a No. 45 mesh U.S. sieve, and filled into hard gelatin capsules in 500 mg quantities.

-80-

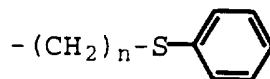
We claim:

1. A method for treating multiple sclerosis in a mammal in need of such treatment which comprises administering to said mammal a therapeutically effective amount of a compound, or pharmaceutically acceptable salt thereof, of the formula (I)



wherein:

R^1 and R^2 are each independently hydrogen, C_1 - C_6 alkyl, C_1 - C_6 alkoxy, C_2 - C_6 alkenyl, C_2 - C_6 alkynyl or



where n is an integer from 0 to 3, both inclusive;

R^3 is hydrogen or C_1 - C_6 alkyl;

R^4 and R^5 are each hydrogen, or when taken together form a bond.;

R^6 and R^7 are each hydrogen or when taken together are =S, or when one of R^6 and R^7 is hydrogen, the other is -SCH₃;

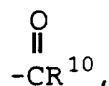


where m is 0, 1 or 2;

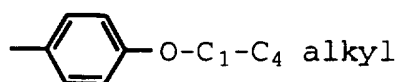
Q is -O- or NR⁸; and

-81-

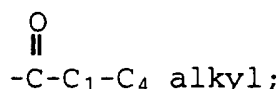
R^8 is hydrogen, C_1 - C_6 , C_3 - C_8 cycloalkyl, C_2 - C_6 alkenyl, $-SO_2CH_3$ or $-(CH_2)_n-Y$, where n is an integer from 0 to 3, both inclusive, and Y is cyano, OR^9 ,



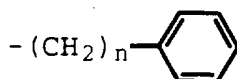
tetrazolyl, $-NR^{11}R^{12}$, $-SH$, $-S(C_1$ - C_4 alkyl) or



where R^9 is hydrogen, C_1 - C_4 alkyl, tosyl or



R^{10} is hydroxy, C_1 - C_4 alkyl, C_1 - C_4 alkoxy or $-NH_2$; R^{11} and R^{12} are each independently hydrogen, C_1 - C_6 alkyl, C_2 - C_6 alkenyl, C_2 - C_6 alkynyl, $-(CH_2)_qOH$, $-(CH_2)_qN(C_1$ - C_4 alkyl) $_2$, $-(CH_2)_qS(C_1$ - C_4 alkyl) or

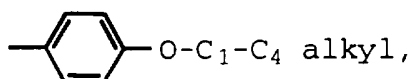


where q is an integer from 1 to 6, both inclusive, and n is as defined above; or R^{11} and R^{12} taken together form a morpholinyl, piperidinyl, piperazinyl or N -methylpiperazinyl ring.

2. A method of Claim 1 which employs a compound of formula I wherein Q is $-NR^8$ and R^8 is hydrogen, C_1 - C_6 alkyl, C_3 - C_8 cycloalkyl or $(CH_2)_n-Y$, where n is an integer from 0 to

3, both inclusive, and Y is OR^9 , $-CR^{10}$, $-NR^{11}R^{12}$

or



-82-

where R^9 , R^{10} , R^{11} and R^{12} are as defined in Claim 1.

3. A method of Claim 2 which employs a compound of formula I wherein R^3 is hydrogen.

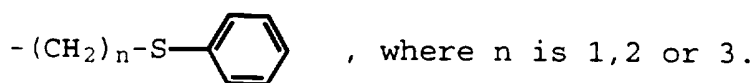
5 4. A method of Claim 3 which employs a compound of formula I wherein X is



where m is 0.

10 5. A method of Claim 4 which employs a compound of formula I wherein R^6 and R^7 are each hydrogen or when taken together are =S.

6. A method of Claim 5 which employs a compound of formula I wherein R^1 and R^2 are each independently $\text{C}_1\text{-C}_6$ alkyl, $\text{C}_1\text{-C}_6$ alkoxy or



7. A method of Claim 6 which employs a compound of formula I wherein Q is $-\text{NR}^8$ and R^8 is hydrogen, $\text{C}_1\text{-C}_6$ alkyl or $-(\text{CH}_2)_n\text{-Y}$, where n is 0, 1 or 2, and Y is OR^9 (R^9 being hydrogen or $\text{C}_1\text{-C}_4$ alkyl) or $-\text{NR}^{11}\text{R}^{12}$ [R^{11} and R^{12} each being independently hydrogen, $\text{C}_1\text{-C}_6$ alkyl or $-(\text{CH}_2)_q\text{OH}$, where q is 1, 2 or 3].

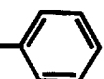
25 8. A method of Claim 7 which employs a compound of formula I wherein R^4 and R^5 taken together form a bond.

9. A method of Claim 8 which employs a compound of formula I wherein R^6 and R^7 are both hydrogen.

10. A method of Claim 9 which employs a compound of formula I wherein Q is NR^8 and R^8 is hydrogen, $\text{C}_1\text{-C}_4$ alkyl or $-(\text{CH}_2)_n\text{-Y}$, where n is 0, 1 or 2, and Y is hydroxy or $\text{NR}^{11}\text{R}^{12}$ [R^{11} and R^{12} each being independently hydrogen, methyl or $-(\text{CH}_2)_2\text{OH}$].

-83-

11. A method of Claim 10 which employs a compound of formula I wherein R¹ and R² are each independently C₁-C₆

alkyl or $-(\text{CH}_2)-\text{S}-$ 

5 12. A method of Claim 11 which employs a compound of formula I wherein R¹ and R² are both 1,1-dimethylethyl.

13. A method of Claim 11 which employs a compound wherein Q is NR⁸ and R⁸ is C₁-C₄ alkyl.

10 14. The method of Claim 13 which employs 5-[[3,5-bis(1,1-dimethylethyl)-4-hydroxyphenyl]methylene]-3-methyl-4-thiazolidinone.

15 15. The method of Claim 12 which employs 5-[[3,5-bis(1,1-dimethylethyl)-4-hydroxyphenyl]methylene]-3-(dimethylamino)-4-thiazolidinone.

16 16. The method of Claim 12 which employs 5-[[3,5-bis(1,1-dimethylethyl)-4-hydroxyphenyl]methylene]-3-(methylamino)-4-thiazolidinone.

17 17. The method of Claim 12 which employs 5-[[3,5-bis(1,1-dimethylethyl)-4-hydroxyphenyl]methylene]-3-(2-hydroxyethyl)-4-thiazolidinone.

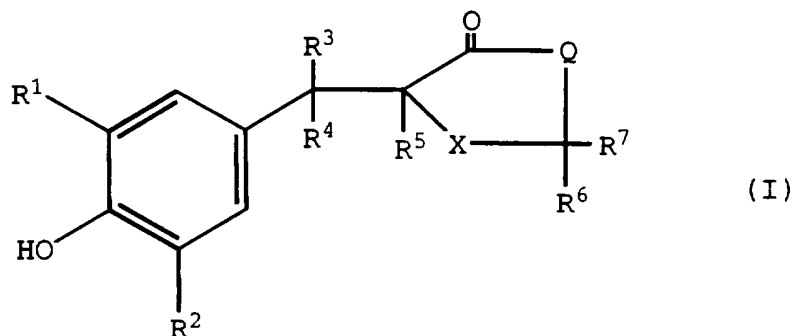
20 18. The method of Claim 12 which employs 5-[[3,5-bis(1,1-dimethylethyl)-4-hydroxyphenyl]methylene]-3-amino-4-thiazolidinone.

25 19. The method of Claim 12 which employs 5-[[3,5-bis(1,1-dimethylethyl)-4-hydroxyphenyl]methylene]-3-[(2-hydroxyethyl)amino]-4-thiazolidinone.

20. The method of Claim 1 which employs 4-[[3,5-bis(1,1-dimethylethyl)-4-hydroxyphenyl]methylene]-1,3-oxothiolan-5-one.

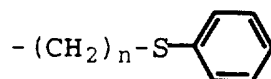
30 21. The use of a compound, or pharmaceutically acceptable salt thereof, of the formula (I)

-84-



wherein:

R^1 and R^2 are each independently hydrogen, C_1 - C_6 alkyl, C_1 - C_6 alkoxy, C_2 - C_6 alkenyl, C_2 - C_6 alkynyl or



where n is an integer from 0 to 3, both inclusive;

R^3 is hydrogen or C_1 - C_6 alkyl;

R^4 and R^5 are each hydrogen, or when taken together form a bond.;

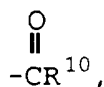
R^6 and R^7 are each hydrogen or when taken together are =S, or when one of R^6 and R^7 is hydrogen, the other is -SCH₃;



where m is 0, 1 or 2;

Q is -O- or NR⁸; and

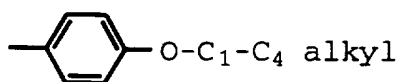
R^8 is hydrogen, C_1 - C_6 , C_3 - C_8 cycloalkyl, C_2 - C_6 alkenyl, -SO₂CH₃ or -(CH₂)_n-Y, where n is an integer from 0 to 3, both inclusive, and Y is cyano, OR⁹,



25

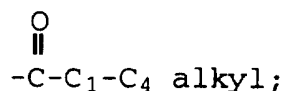
tetrazolyl, -NR¹¹R¹², -SH, -S(C_1 - C_4 alkyl) or

-85-



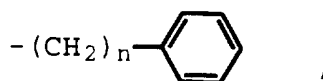
where R⁹ is hydrogen, C₁-C₄ alkyl, tosyl or

5



R¹⁰ is hydroxy, C₁-C₄ alkyl, C₁-C₄ alkoxy or -NH₂; R¹¹ and R¹² are each independently hydrogen, C₁-C₆ alkyl, C₂-C₆ alkenyl, C₂-C₆ alkynyl, -(CH₂)_qOH, -(CH₂)_qN(C₁-C₄ alkyl)₂, -(CH₂)_qS(C₁-C₄ alkyl) or

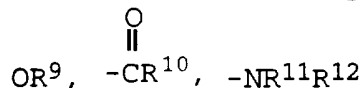
10



where q is an integer from 1 to 6, both inclusive, and n is an defined above; or R¹¹ and R¹² taken together form a morpholinyl, piperidinyl, piperazinyl or N-methylpiperazinyl ring, to prepare a medicament for treating multiple sclerosis.

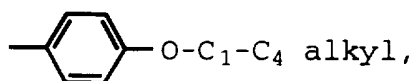
15

22. The use of a compound of Claim 21, or a pharmaceutically acceptable salt thereof, wherein Q is -NR⁸ and R⁸ is hydrogen, C₁-C₆ alkyl, C₃-C₈ cycloalkyl or (CH₂)_n-Y, where n is an integer from 0 to 3, both inclusive, and Y is



20

or



where R⁹, R¹⁰, R¹¹ and R¹² are as defined in Claim 21, to prepare a medicament for treating multiple sclerosis.

25

23. The use of a compound of Claim 22, or a pharmaceutically acceptable salt thereof, wherein R³ is

30

-86-

hydrogen, to prepare a medicament for treating multiple sclerosis.

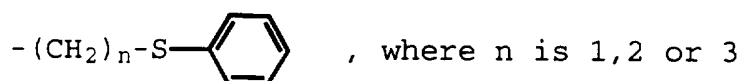
24. The use of a compound of Claim 23, or a pharmaceutically acceptable sale thereof, wherein X is



where m is 0 to prepare a medicament for treating multiple sclerosis.

25. The use of a compound of Claim 24, or a pharmaceutically acceptable sale thereof, wherein R⁶ and R⁷ are each hydrogen or when taken together are =S to prepare a medicament for treating multiple sclerosis.

26. The use of a compound of Claim 25, or a pharmaceutically acceptable salt thereof, wherein R¹ and R² are each independently C₁-C₆ alkyl, C₁-C₆ alkoxy or



to prepare a medicament for treating multiple sclerosis.


27. The use of a compound of Claim 26, or a pharmaceutically acceptable sale thereof, wherein Q is -NR⁸ and R⁸ is hydrogen, C₁-C₆ alkyl or -(CH₂)_n-Y, where n is 0, 1 or 2, and Y is OR⁹ (R⁹ being hydrogen or C₁-C₄ alkyl) or -NR¹¹R¹² [R¹¹ and R¹² each being independently hydrogen, C₁-C₆ alkyl or -(CH₂)_qOH, where q is 1, 2 or 3] to prepare a medicament for treating multiple sclerosis.

28. The use of a compound of Claim 27, or a pharmaceutically acceptable sale thereof, wherein R⁴ and R⁵ taken together form a bond to prepare a medicament for treating multiple sclerosis.

29. The use of a compound of Claim 28, or a pharmaceutically acceptable salt thereof, wherein R⁶ and R⁷ are both hydrogen to prepare a medicament for treating multiple sclerosis.

-87-

30. The use of a compound of Claim 29, or a pharmaceutically acceptable salt thereof, wherein Q is NR^8 and R^8 is hydrogen, $\text{C}_1\text{-C}_4$ alkyl or $-(\text{CH}_2)_n\text{-Y}$, where n is 0, 1 or 2, and Y is hydroxy or $\text{NR}^{11}\text{R}^{12}$ [R^{11} and R^{12} each being independently hydrogen, methyl or $-(\text{CH}_2)_2\text{OH}$] to prepare a medicament for treating multiple sclerosis.

31. The use of a compound of Claim 30, or a pharmaceutically acceptable salt thereof, wherein R^1 and R^2 are each independently $\text{C}_1\text{-C}_6$ alkyl or $-(\text{CH}_2)\text{-S-}$ , to prepare a medicament for treating multiple sclerosis.

32. The use of a compound of Claim 31, or a pharmaceutically acceptable salt thereof, wherein R^1 and R^2 are both 1,1-dimethylethyl to prepare a medicament for treating multiple sclerosis.

33. The use of a compound of Claim 31, or a pharmaceutically acceptable salt thereof, wherein Q is NR^8 and R^8 is $\text{C}_1\text{-C}_4$ alkyl.

34. The use of 5-[[3,5-bis(1,1-dimethylethyl)-4-hydroxyphenyl]methylene]-3-methyl-4-thiazolidinone; 5-[[3,5-bis(1,1-dimethylethyl)-4-hydroxyphenyl]methylene]-3-(dimethylamino)-4-thiazolidinone; 5-[[3,5-bis(1,1-dimethylethyl)-4-hydroxyphenyl]methylene]-3-(methylamino)-4-thiazolidinone; 5-[[3,5-bis(1,1-dimethylethyl)-4-hydroxyphenyl]methylene]-3-(2-hydroxyethyl)-4-thiazolidinone; 5-[[3,5-bis(1,1-dimethylethyl)-4-hydroxyphenyl]methylene]-3-amino-4-thiazolidinone; 5-[[3,5-bis(1,1-dimethylethyl)-4-hydroxyphenyl]methylene]-3-[(2-hydroxyethyl)amino]-4-thiazolidinone or 4-[[3,5-bis(1,1-dimethylethyl)-4-hydroxyphenyl]methylene]-1,3-oxothiolan-5-one to prepare a medicament for treating multiple sclerosis.

INTERNATIONAL SEARCH REPORT

International application No.
PCT/US96/00856

A. CLASSIFICATION OF SUBJECT MATTER

IPC(6) :A61K 31/425

US CL :514/369

According to International Patent Classification (IPC) or to both national classification and IPC

B. FIELDS SEARCHED

Minimum documentation searched (classification system followed by classification symbols)

U.S. : 514/369

Documentation searched other than minimum documentation to the extent that such documents are included in the fields searched

Electronic data base consulted during the international search (name of data base and, where practicable, search terms used)

STN EXPRESS: CAS ONLINE; MEDLINE, USPATFUL; EMBASE; DERWENT

C. DOCUMENTS CONSIDERED TO BE RELEVANT

Category*	Citation of document, with indication, where appropriate, of the relevant passages	Relevant to claim No.
A	US ,A, 5,356,917 (PANETTA) 18 October 1994.	1-20
Y	US, A, 5,362,733 (BACKSTROM ET AL) 08 November 1994, column 1.	1-20
Y	CHEMICAL ABSTRACTS, Vol. 50, No. 1, issued 1994, Lehmann et al, "Oral administration of the oxidant-scavenger N-acetyl-L-cysteine inhibits acute experimental autoimmune encephalomyelitis", pages 35-42, J. Neuroimmunol.	1-20



Further documents are listed in the continuation of Box C.



See patent family annex.

* Special categories of cited documents:	"T"	later document published after the international filing date or priority date and not in conflict with the application but cited to understand the principle or theory underlying the invention
"A" document defining the general state of the art which is not considered to be of particular relevance		
"E" earlier document published on or after the international filing date	"X"	document of particular relevance; the claimed invention cannot be considered novel or cannot be considered to involve an inventive step when the document is taken alone
"L" document which may throw doubts on priority claim(s) or which is cited to establish the publication date of another citation or other special reason (as specified)	"Y"	document of particular relevance; the claimed invention cannot be considered to involve an inventive step when the document is combined with one or more other such documents, such combination being obvious to a person skilled in the art
"O" document referring to an oral disclosure, use, exhibition or other means		
"P" document published prior to the international filing date but later than the priority date claimed	"G"	document member of the same patent family

Date of the actual completion of the international search

22 MARCH 1996

Date of mailing of the international search report

28 APR 1996

Name and mailing address of the ISA/US
Commissioner of Patents and Trademarks
Box PCT
Washington, D.C. 20231

Facsimile No. (703) 305-3230

Authorized officer

KEITH MACMILLAN

Telephone No. (703) -308-1235

INTERNATIONAL SEARCH REPORT

Int. l. application No.

PCT/US96/00856

Box I Observations where certain claims were found unsearchable (Continuation of item 1 of first sheet)

This international report has not been established in respect of certain claims under Article 17(2)(a) for the following reasons:

1. ☒ Claims Nos.: 21-34
because they relate to subject matter not required to be searched by this Authority, namely:

Claims 21-34 contain "use of" language, which is non-statutory subject matter.
2. ☐ Claims Nos.:
because they relate to parts of the international application that do not comply with the prescribed requirements to such an extent that no meaningful international search can be carried out, specifically:
3. ☐ Claims Nos.:
because they are dependent claims and are not drafted in accordance with the second and third sentences of Rule 6.4(a).

Box II Observations where unity of invention is lacking (Continuation of item 2 of first sheet)

This International Searching Authority found multiple inventions in this international application, as follows:

1. ☐ As all required additional search fees were timely paid by the applicant, this international search report covers all searchable claims.
2. ☐ As all searchable claims could be searched without effort justifying an additional fee, this Authority did not invite payment of any additional fee.
3. ☐ As only some of the required additional search fees were timely paid by the applicant, this international search report covers only those claims for which fees were paid, specifically claims Nos.:
4. ☐ No required additional search fees were timely paid by the applicant. Consequently, this international search report is restricted to the invention first mentioned in the claims; it is covered by claims Nos.:

Remark on Protest

- ☐ The additional search fees were accompanied by the applicant's protest.
☐ No protest accompanied the payment of additional search fees.