



US00D545489S

(12) **United States Design Patent**
Rocha

(10) **Patent No.:** **US D545,489 S**

(45) **Date of Patent:** **** Jun. 26, 2007**

(54) **LAMP SHADE**

(75) Inventor: **John Rocha**, Dublin (IE)

(73) Assignee: **Waterford Crystal Limited**, Kilbarry,
Waterford (IE)

(**) Term: **14 Years**

(21) Appl. No.: **29/222,668**

(22) Filed: **Feb. 3, 2005**

(51) **LOC (8) Cl.** **26-99**

(52) **U.S. Cl.** **D26/137**

(58) **Field of Classification Search** D26/113-136;
362/147, 341, 186, 297, 351, 235, 309; 16/422;
D30/199; D25/57; D7/515, 402, 366; D11/164,
D11/143, 155

See application file for complete search history.

(56) **References Cited**

U.S. PATENT DOCUMENTS

- 26,351 A * 12/1859 Blair 160/33
- D85,152 S * 9/1931 Beatty D7/530
- D259,097 S * 5/1981 Kretz D7/598
- D293,991 S * 2/1988 Durand D7/530

- D300,100 S * 3/1989 Durand D7/530
- D412,806 S * 8/1999 Pierce D7/300.1
- D486,691 S * 2/2004 Hurlbut D7/515
- D490,274 S * 5/2004 Irvine D7/603
- 7,021,797 B2 * 4/2006 Miñano et al. 362/355

* cited by examiner

Primary Examiner—Freda S. Nunn

Assistant Examiner—Kevin K. Rudzinski

(74) *Attorney, Agent, or Firm*—Buchanan, Ingersoll &
Rooney PC

(57) **CLAIM**

The ornamental design for a lamp shade, as shown and described.

DESCRIPTION

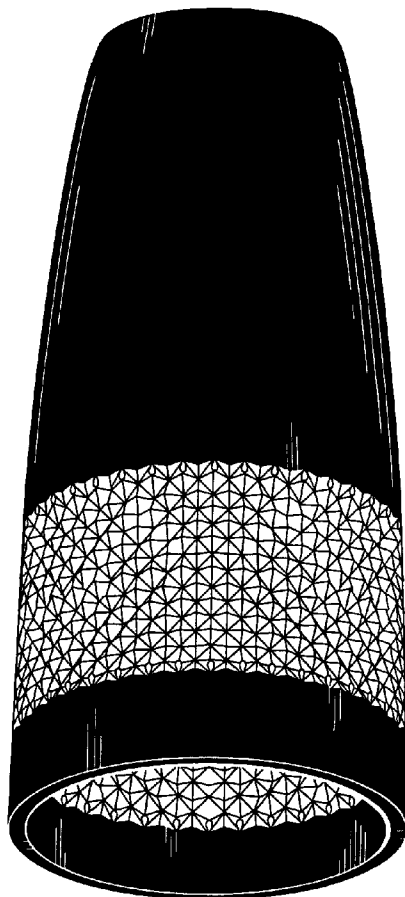
FIG. 1 is a perspective of a lamp shade showing my new design;

FIG. 2 is a top plan view thereof;

FIG. 3 is a front elevational view thereof, the rear view being a mirror image view thereof; and,

FIG. 4 is a bottom plan view thereof.

1 Claim, 3 Drawing Sheets



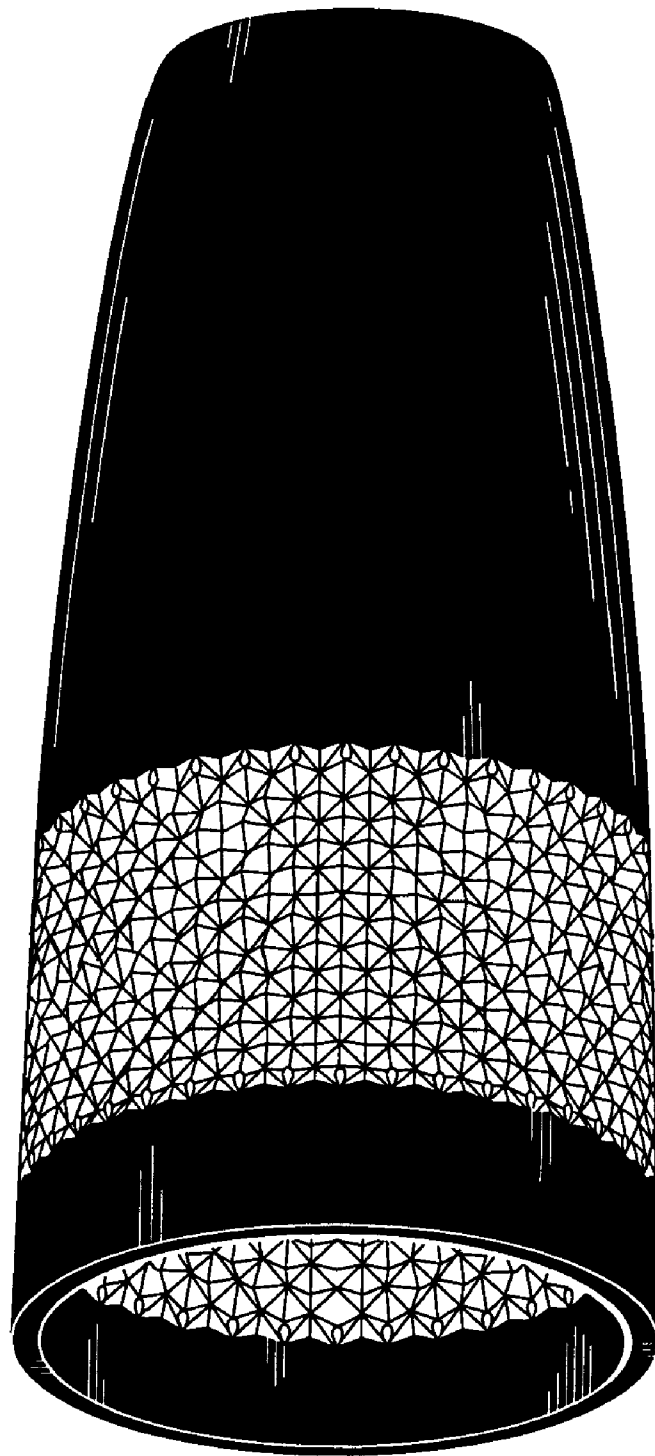


FIG. 1




FIG. 2

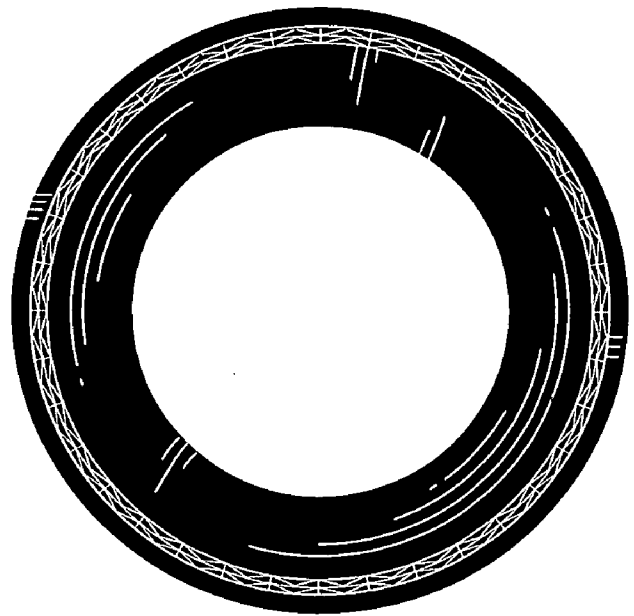


FIG. 4




FIG. 3