



US00D717271S

(12) **United States Design Patent**
Emami

(10) **Patent No.:** **US D717,271 S**

(45) **Date of Patent:** **** Nov. 11, 2014**

(54) **PORTABLE MEDIA PLAYER**

(71) Applicant: **Gursan Acar**, Berlin (DE)

(72) Inventor: **Arman Emami**, Berlin (DE)

(73) Assignee: **Gürsan Acar**, Berlin (DE)

(**) Term: **14 Years**

(21) Appl. No.: **29/453,640**

(22) Filed: **May 1, 2013**

(30) **Foreign Application Priority Data**

Nov. 5, 2012 (WO) DM079 585

(51) **LOC (10) Cl.** **14-03**

(52) **U.S. Cl.**
USPC **D14/203.7; D14/496**

(58) **Field of Classification Search**
USPC D14/496, 401, 435, 474, 483, 217, 137,
D14/138, 160, 168, 356, 203.1–203.8, 507;
345/156, 169, 173–179, 905;
715/727–729, 864; 710/1, 5, 8; 713/1,
713/600; 455/1.1, 1.7, 73, 344–347, 93, 95,
455/3.01–3.06, 550.1, 573.1; 370/342–344;
369/1, 2, 6–12; 463/43–47; 273/148 B
See application file for complete search history.

(56) **References Cited**

U.S. PATENT DOCUMENTS

6,122,526 A * 9/2000 Parulski et al. 455/556.1
6,373,501 B1 * 4/2002 Fiero 715/700
6,543,914 B2 * 4/2003 Sander 362/401

D509,834 S * 9/2005 Kataoka D14/203.7
6,977,675 B2 * 12/2005 Kotzin 348/208.2
7,005,403 B2 * 2/2006 Borgmeier et al. 502/312
D532,425 S * 11/2006 Kim D14/203.7
7,203,529 B2 * 4/2007 Kim et al. 455/575.1
7,258,449 B2 * 8/2007 Chong et al. 353/85
D624,111 S * 9/2010 Knoop D16/300
D633,079 S * 2/2011 Hsu D14/203.7
D643,401 S * 8/2011 Chen et al. D14/203.7
D646,664 S * 10/2011 Lee D14/203.7

* cited by examiner

Primary Examiner — Prabhakar Deshmukh

(74) *Attorney, Agent, or Firm* — R. Neil Sudol; Henry D. Coleman

(57) **CLAIM**

The ornamental design for a portable media player, as shown and described.

DESCRIPTION

FIG. 1 is a front elevational view of a portable media player, showing a first embodiment of my new design;
FIG. 2 is a top plan view thereof;
FIG. 3 is a bottom plan view thereof;
FIG. 4 is a left side elevational thereof;
FIG. 5 is a rear elevational view thereof;
FIG. 6 is a right side elevational view thereof;
FIG. 7 is a front elevational view of a portable media player, showing a second embodiment of my new design;
FIG. 8 is a top plan view thereof;
FIG. 9 is a bottom plan view thereof;
FIG. 10 is a left side elevational thereof;
FIG. 11 is a rear elevational view thereof; and,
FIG. 12 is a right side elevation view thereof.

1 Claim, 3 Drawing Sheets

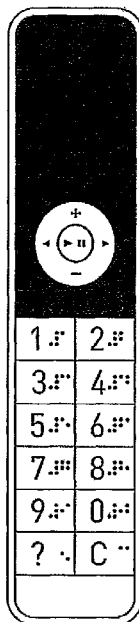


FIG. 1

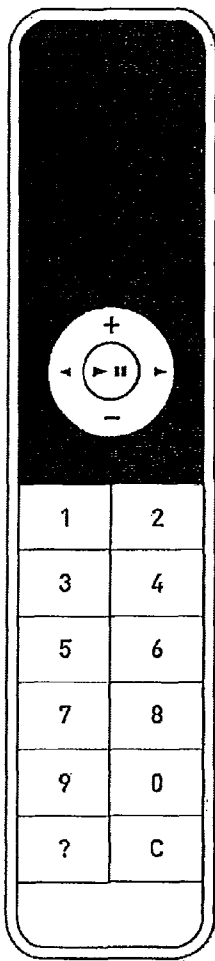


FIG. 2



FIG. 3

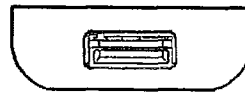


FIG. 4



FIG. 5




FIG. 6



FIG. 7

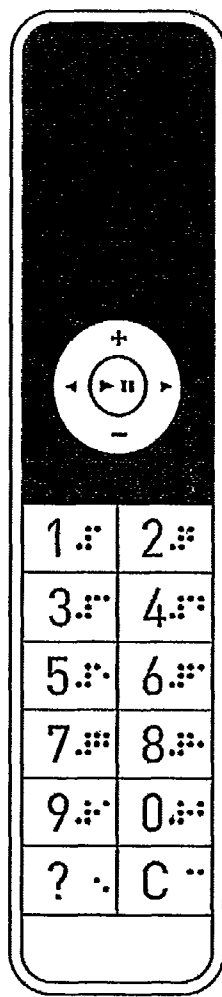


FIG. 8



FIG. 9

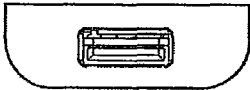


FIG. 10



FIG. 11




FIG. 12

