



US00D861968S

(12) **United States Design Patent**
Walker et al.

(10) **Patent No.:** **US D861,968 S**

(45) **Date of Patent:** **** Oct. 1, 2019**

(54) **STROBE COMPONENT**
(71) Applicant: **Talon Aerolytics (Holding), Inc.**, West Point, GA (US)

9,382,002 B1 7/2016 Cavote
D763,133 S 8/2016 Ketcher
D770,940 S 11/2016 Taylor et al.
(Continued)

(72) Inventors: **Jerry G. Walker**, Fayetteville, GA (US); **Ricky L. Walker**, Newnan, GA (US); **Austin Wingo**, Opelika, AL (US); **Eric Hare**, Opelika, AL (US); **Phillip Bevel**, Opelika, AL (US)

OTHER PUBLICATIONS

Amazon suggestions based on recent drone search; Sent via email; Sent Jun. 20, 2017; View Jun. 20, 2017.
(Continued)

(73) Assignee: **Talon Aerolytics (Holding), Inc.**, West Point, GA (US)

Primary Examiner — Zenia I Bennett
(74) *Attorney, Agent, or Firm* — Philip H. Burrus, IV

(**) Term: **15 Years**

(57) **CLAIM**

(21) Appl. No.: **29/621,339**

The ornamental design for a strobe component, as shown and described.

(22) Filed: **Oct. 6, 2017**

(51) **LOC (12) Cl.** **26-99**

(52) **U.S. Cl.**
USPC **D26/113**

(58) **Field of Classification Search**
USPC D26/24, 28, 63, 72, 85, 87, 91, 113–118
CPC F21V 21/00; F21V 21/14; F21V 21/30;
F21V 29/00; F21V 1/00; F21V 15/01;
F21V 14/00; F21V 14/02; F21S 8/00;
F21S 8/043; F21S 8/003
See application file for complete search history.

DESCRIPTION

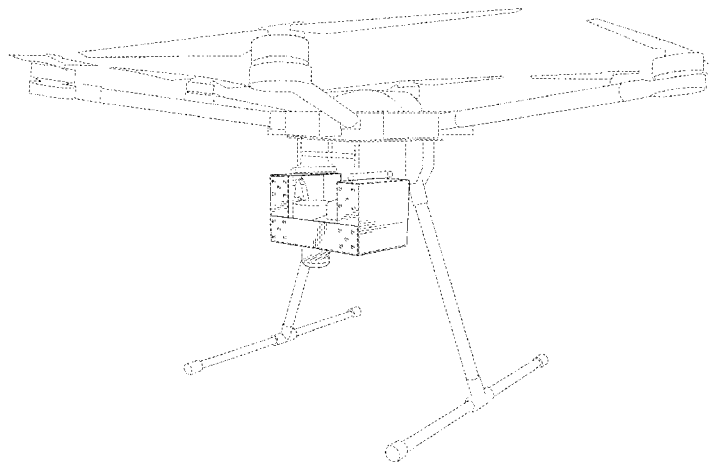
FIG. 1 is a first perspective view of a strobe component showing our new design;
FIG. 2 is a second perspective view thereof;
FIG. 3 is a front elevation view thereof;
FIG. 4 is a rear elevation view thereof;
FIG. 5 is a right elevation view thereof;
FIG. 6 is a left elevation view thereof;
FIG. 7 is a top plan view thereof;
FIG. 8 is a bottom plan view thereof;
FIG. 9 is a third perspective view thereof;
FIG. 10 is a fourth perspective view thereof;
FIG. 11 is another front elevation view thereof;
FIG. 12 is another rear elevation view thereof;
FIG. 13 is another right elevation view thereof;
FIG. 14 is another left elevation view thereof;
FIG. 15 is another top plan view thereof; and,
FIG. 16 is another bottom plan view thereof.
The broken line shown in the drawings are for the purpose of illustrating environment and form no part of the claimed design.

(56) **References Cited**

U.S. PATENT DOCUMENTS

D277,892 S *	3/1985	Reding	D26/24
D315,615 S *	3/1991	Goldstein	D26/113
D618,377 S *	6/2010	Toft	D26/63
D620,187 S *	7/2010	Quadri	D26/113
D625,870 S *	10/2010	Feigenbaum	D26/63
D694,450 S *	11/2013	Valeri	D26/63
D700,385 S *	2/2014	Quadri	D26/63
D711,581 S *	8/2014	Cho	D26/113
9,154,228 B2	10/2015	Faruque et al.		
D743,077 S *	11/2015	Eustace	D26/63
D743,078 S *	11/2015	Hochman	D26/63

1 Claim, 14 Drawing Sheets



(56)

References Cited

U.S. PATENT DOCUMENTS

D772,756	S	11/2016	Gambus et al.	
D781,381	S	3/2017	Caubel et al.	
9,588,516	B1	3/2017	Gurel et al.	
9,629,220	B2	4/2017	Panopoulos et al.	
D821,012	S *	6/2018	Gong	D26/63
2007/0067734	A1	3/2007	Cunningham et al.	
2011/0221934	A1	9/2011	Simon et al.	
2013/0166103	A1	6/2013	Ko	
2015/0035437	A1	2/2015	Panopoulos et al.	
2016/0284256	A1	9/2016	Wigell	
2016/0349746	A1	12/2016	Grau	
2017/0023939	A1	1/2017	Krouse et al.	
2017/0045884	A1	2/2017	Kablaoui	
2017/0082593	A1	3/2017	Nedwed et al.	
2018/0101169	A1	4/2018	Applewhite	
2018/0354625	A1	12/2018	Verkade	
2019/0054630	A1	2/2019	Lewis	

OTHER PUBLICATIONS

Google search for LED light mount for drone; Viewed on Jun. 8, 2017; <https://www.google.com/search?q=LED+light+mount+for+>

drone&clie...UKEwj00M_76a7UAhXIJiYKHUyyCXgQ_AUICigB&biw=1421&bih=834&d pr=1.

“Dji Phantom 4 LED Lights for Filming at night”, PolarPro; viewed online on Jun. 8, 2017; https://www.polarprofilters.com/products/phantom-4-led-lights?utm_source=googlepla&variant=24918339593&gclid=CJKQ3dnprtQCFdg_OgQodkBlOqQ.

“Drone UAS UAV Quadcopter LED Strobe Light”, Viewed online Jun. 8, 2017; http://www.firehousetechnology.com/store/p25/Cree_LED_Strobe_Light...uadcopters_DJI_Inspire_Phantom_Typhoon_H_MAVIC_Q500_RC_Plane.html.

“DS-30 LED White Drone Strobe UAV Strobe Locator”, Viewed online on Jun. 8, 2017; <https://www.amazon.com/DS-30-White-Drone-Strobe-Locator/dp/B01CRAQ2CA>.

“Firehouse Technology UAS DJI Drone LED White Strobe Light for Quadcopter RC Aircraft”, Viewed online on Jun. 8, 2017 at <https://www.amazon.com/Firehouse-Technology-Quadcopter-Navigation-Contained/dp/B01JMOUXZ6>.

“Strobe Light Mount for DJI Inspire 1”, Viewed online on Jun. 8, 2017; on Shapeways; https://www.shapeways.com/product/NUAFJWLUY/strobe-light-moun...ogleshopping&utm_medium=cpc&gclid=CMut45PprtQCFZMbgQ_odA-Qggq.

Gordon, Mathew, “NonFinal Office Action”, U.S Appl. No. 15/726,960; filed Oct. 6, 2017; dated Jun. 25, 2019.

* cited by examiner

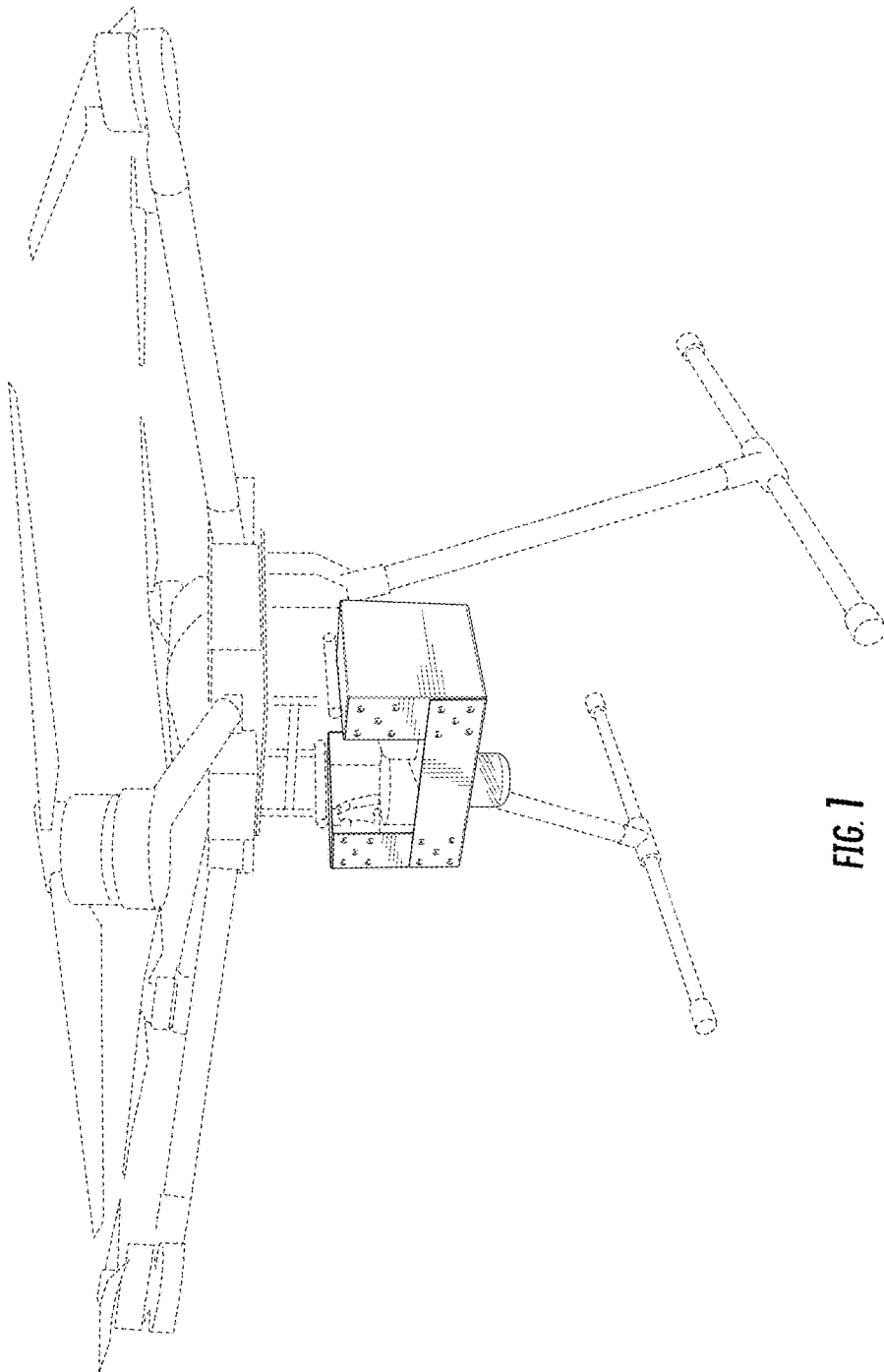


FIG. 1

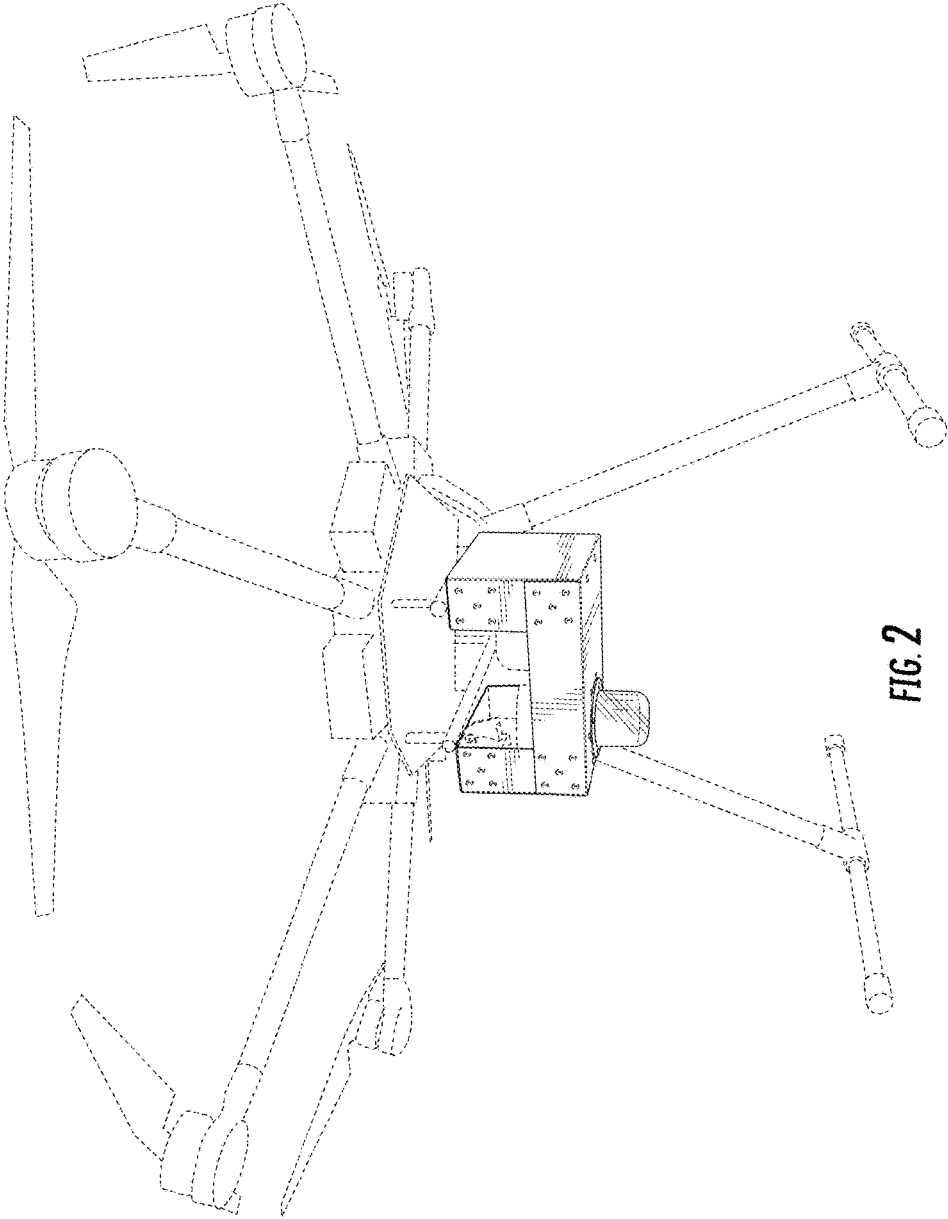


FIG. 2

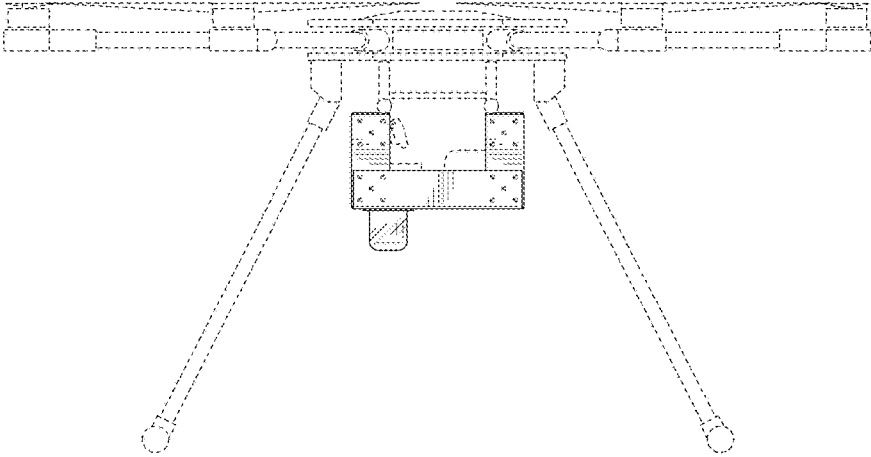


FIG. 3

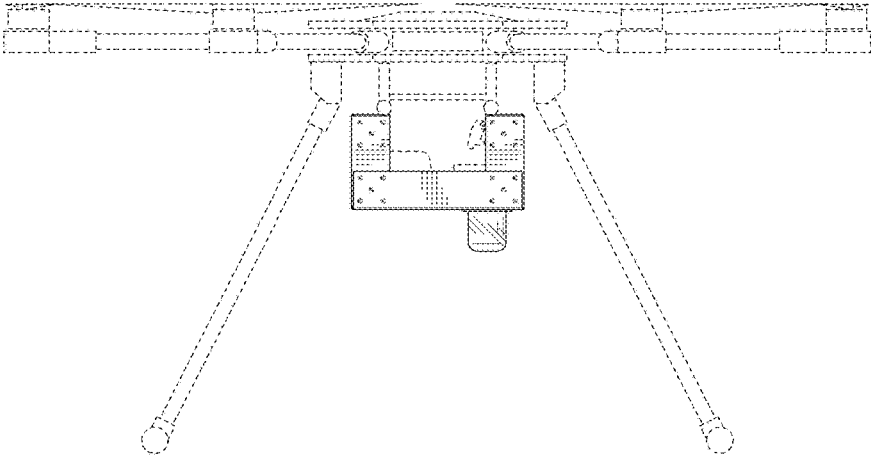


FIG. 4

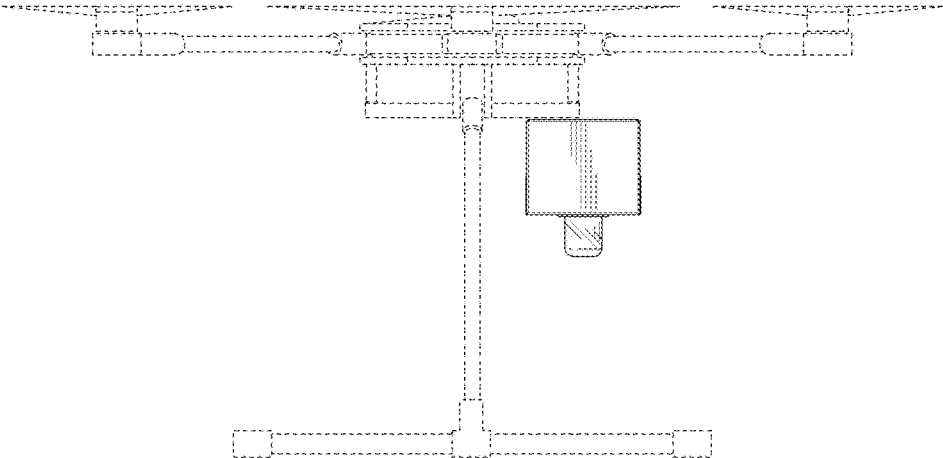


FIG. 5

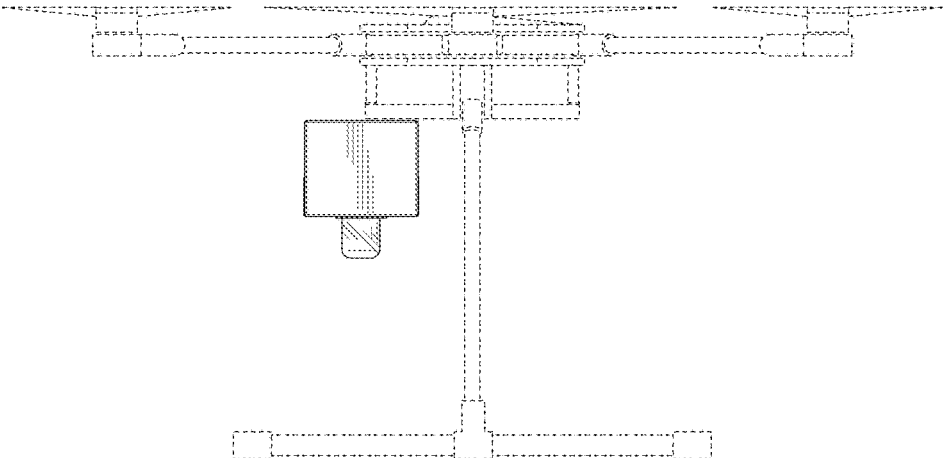


FIG. 6

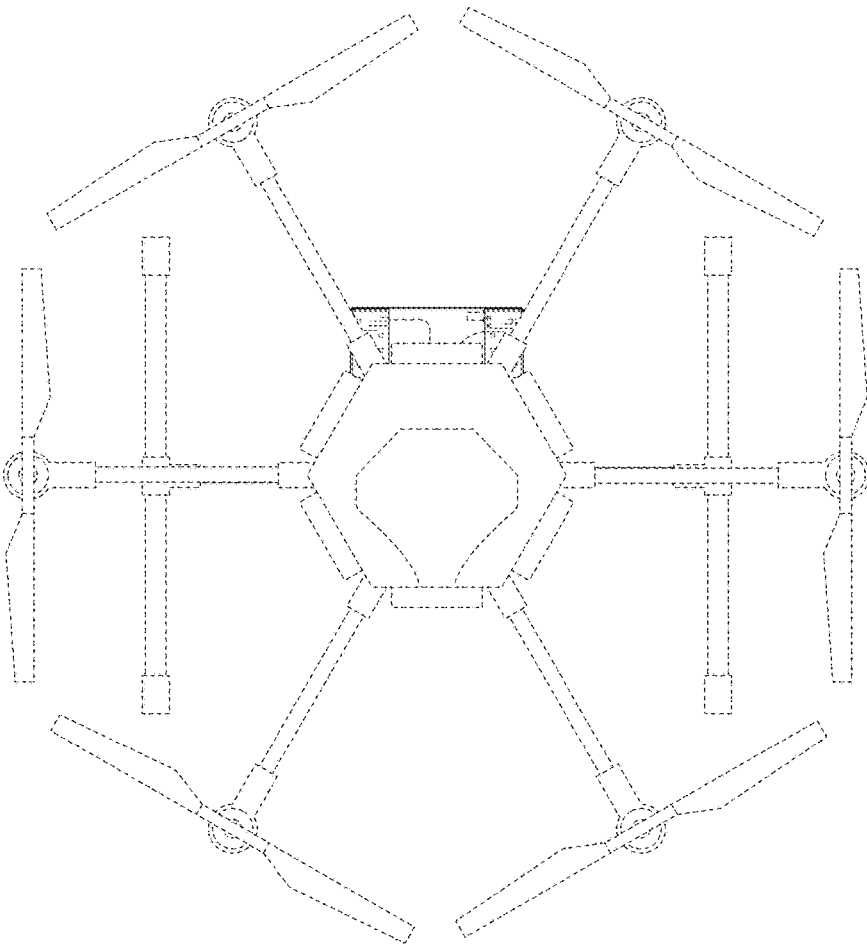


FIG. 7

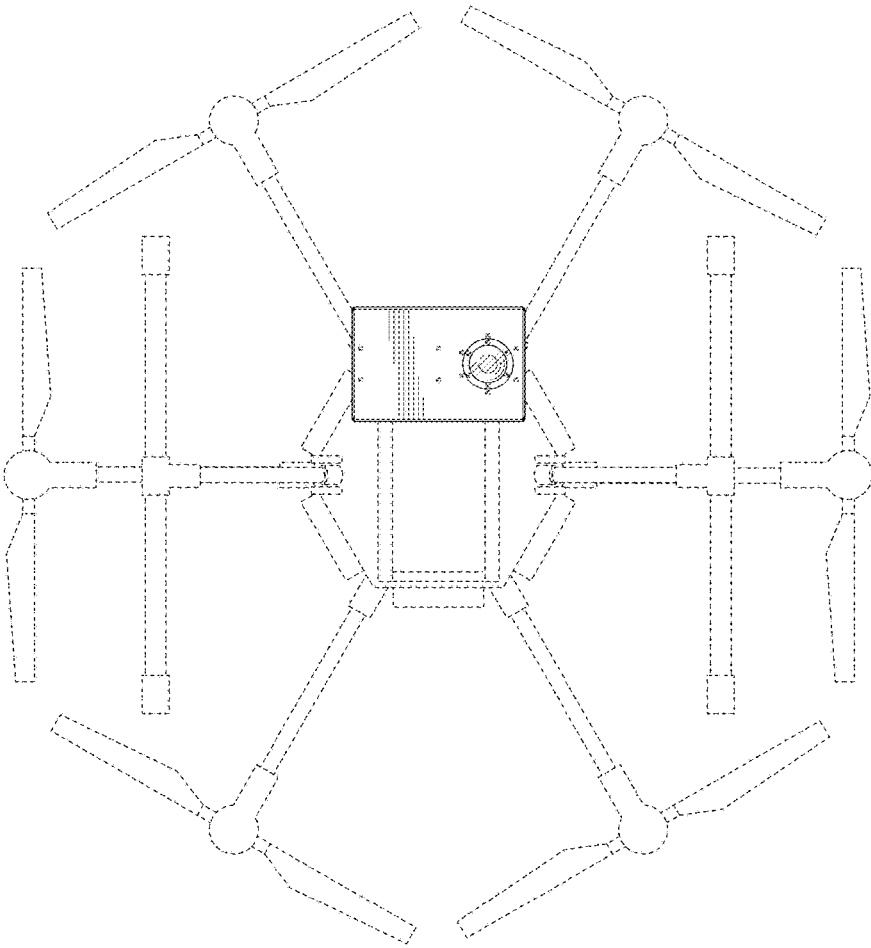
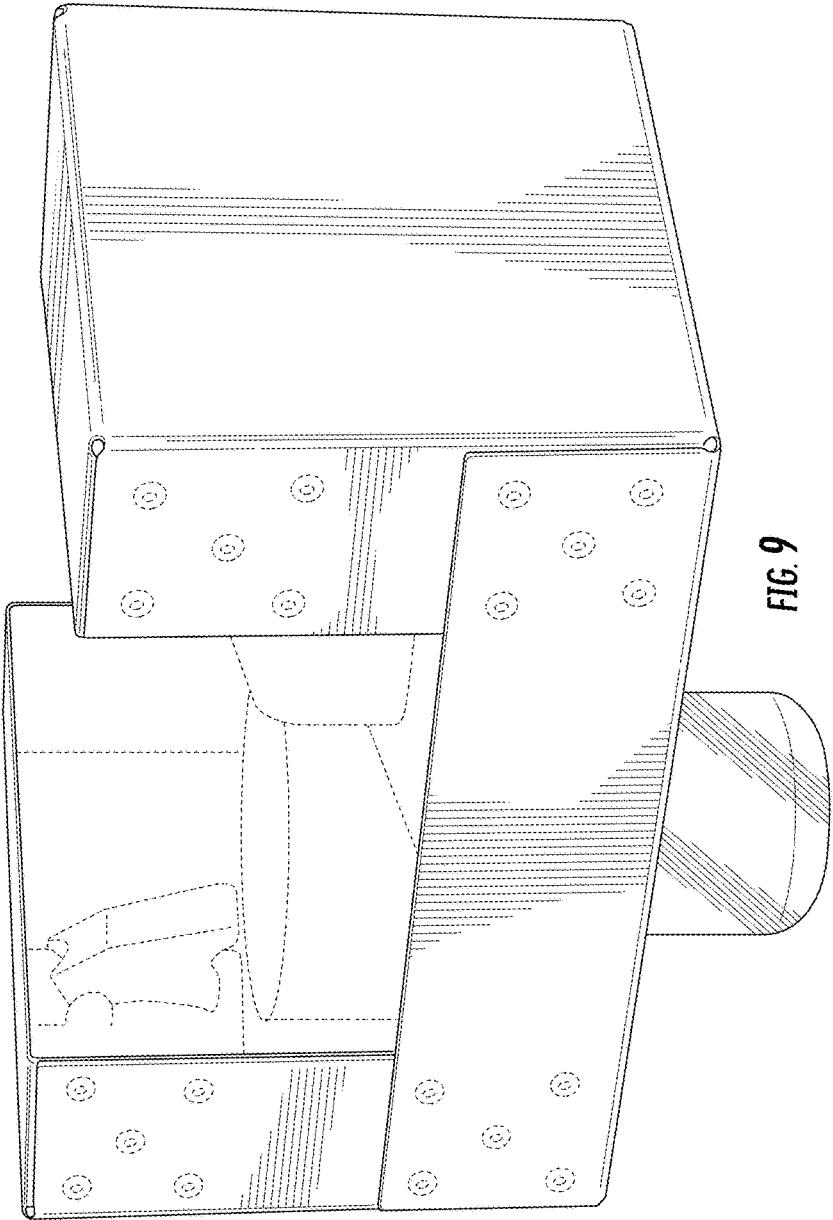


FIG. 8



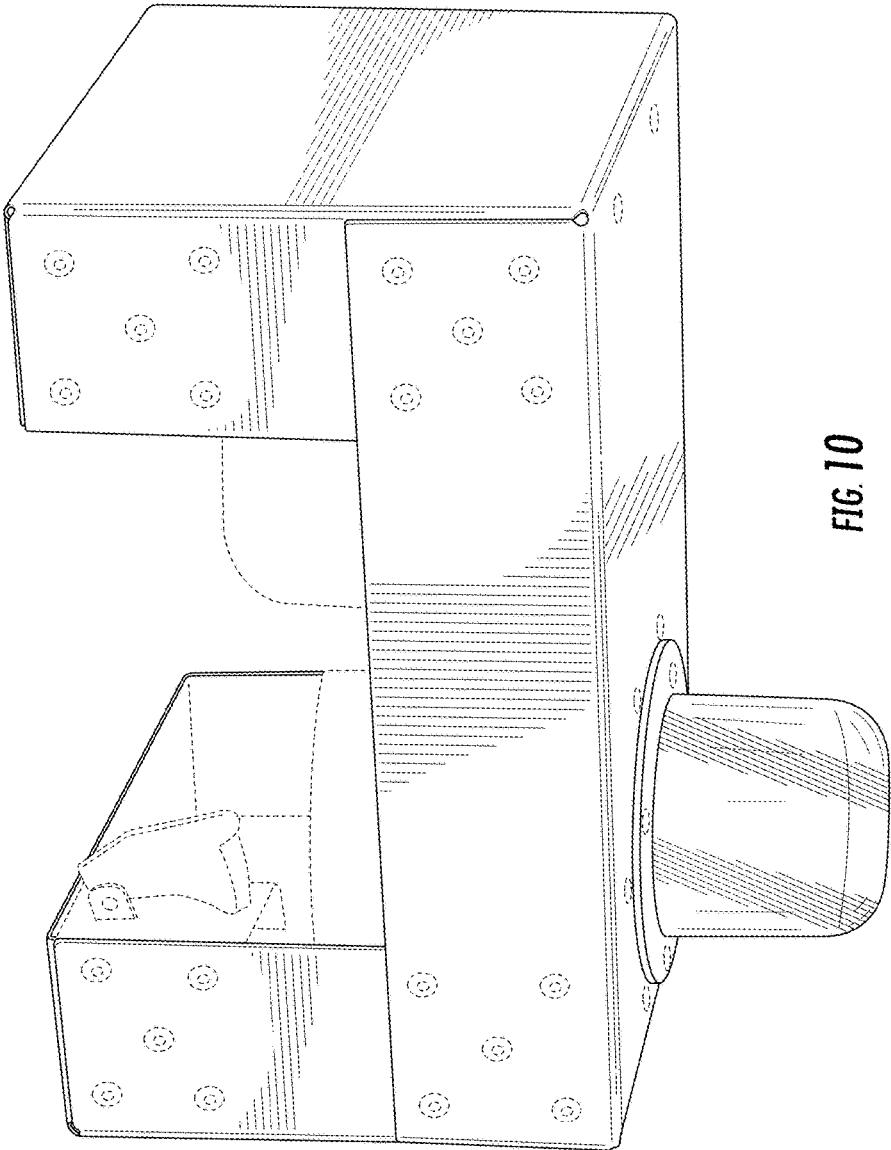


FIG. 10

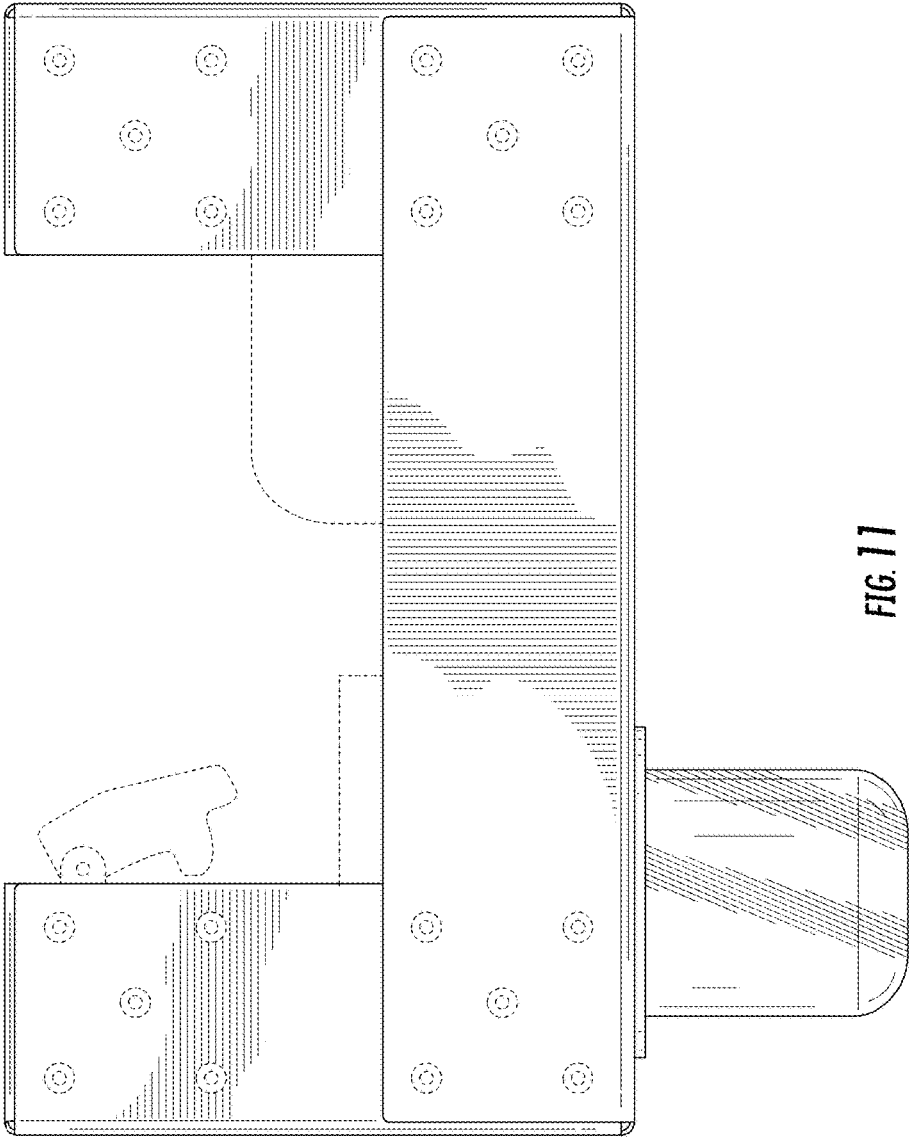


FIG. 11

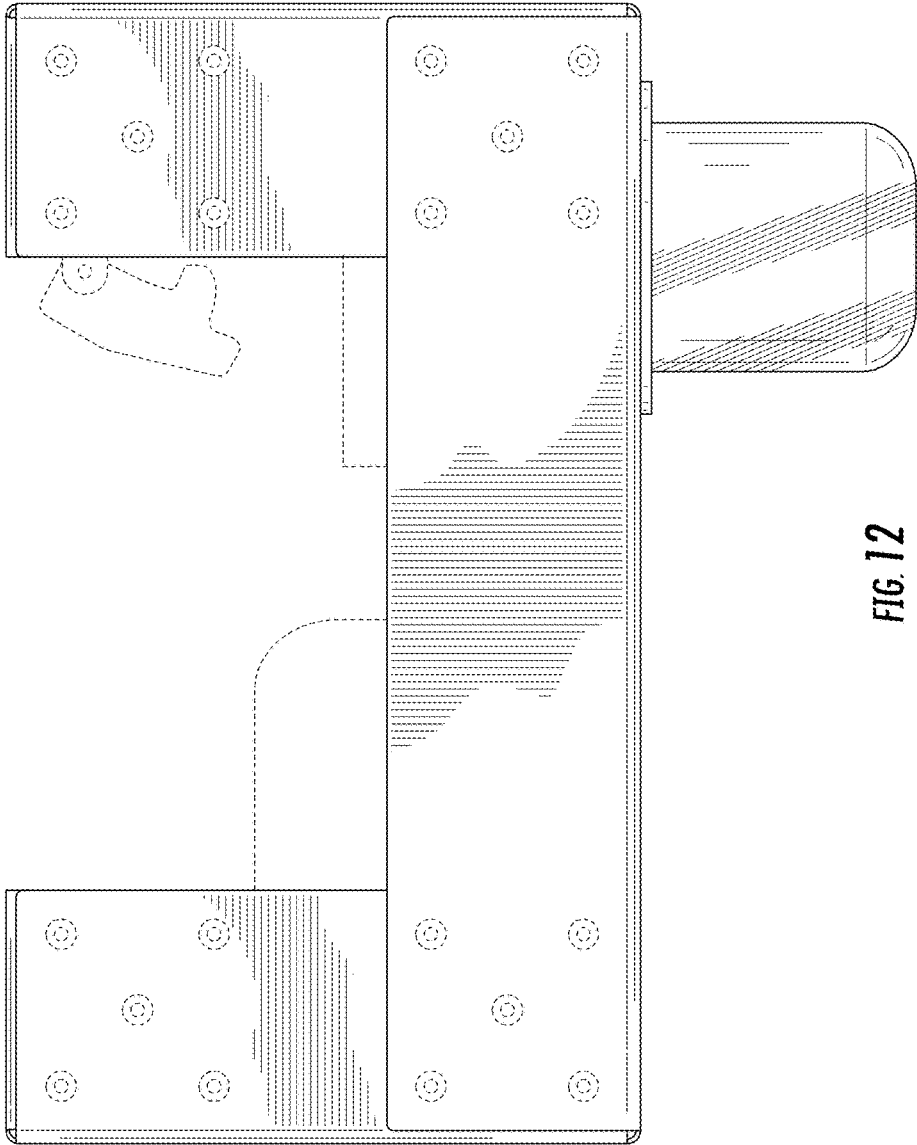


FIG. 12

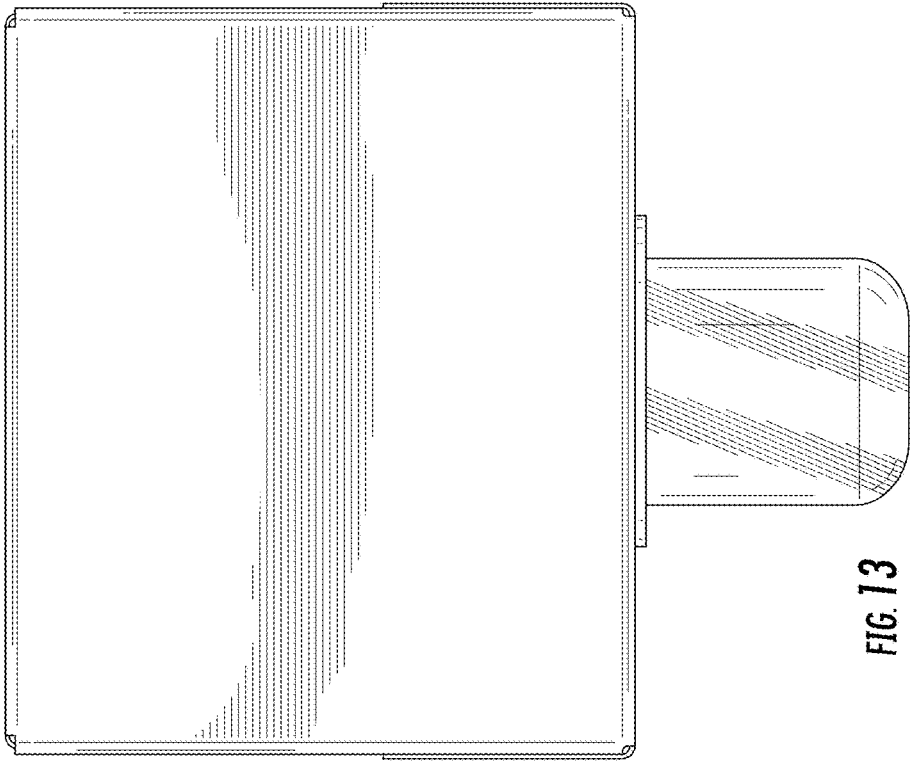


FIG. 13

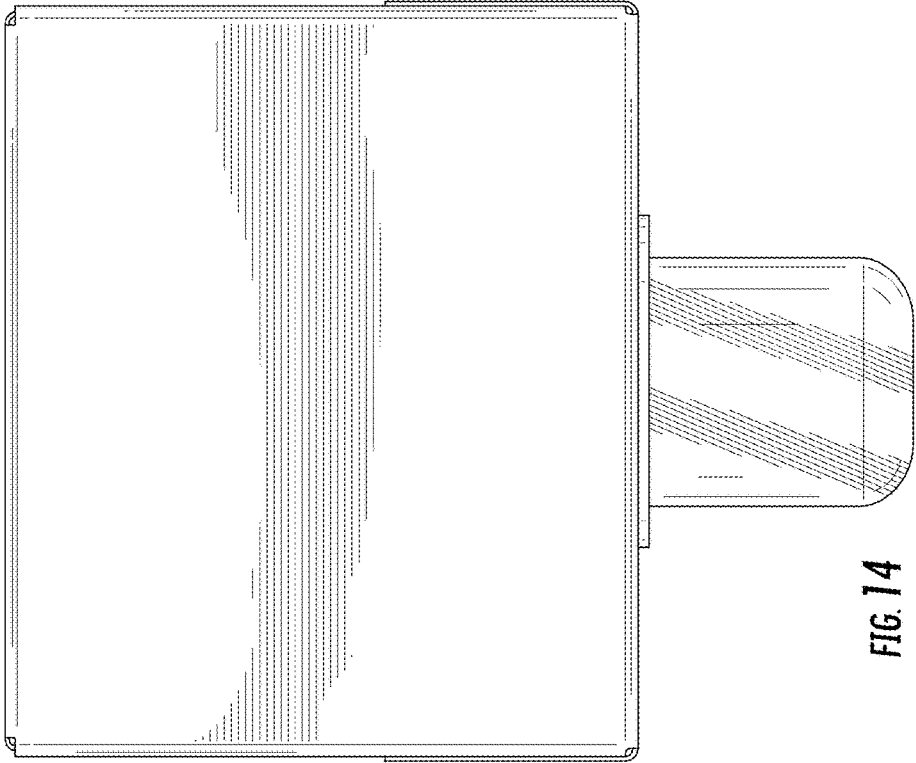


FIG. 14

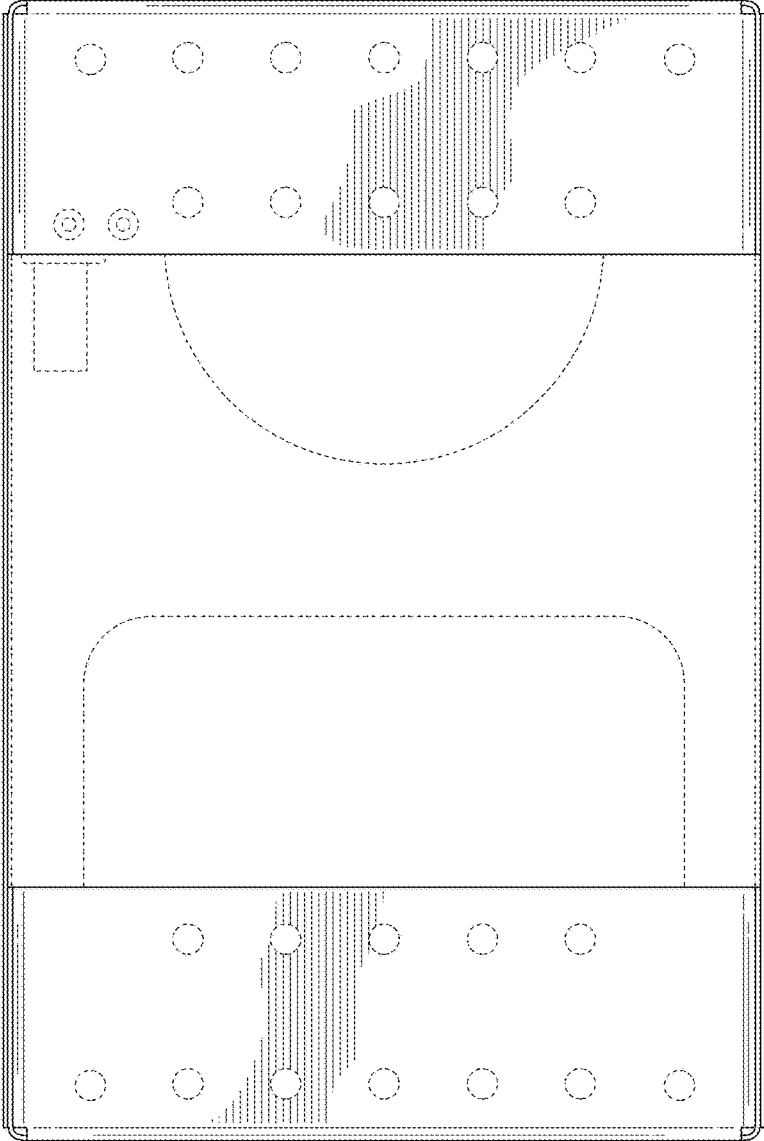


FIG. 15

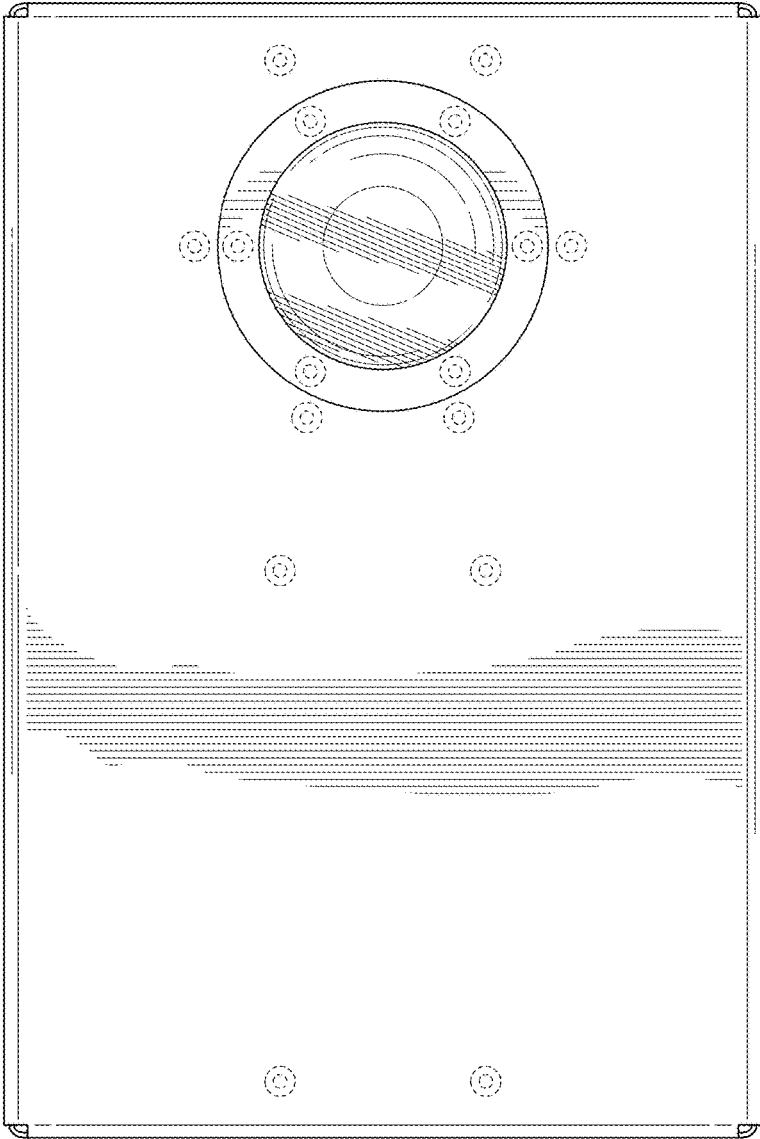


FIG. 16