



US00D766348S

(12) **United States Design Patent**
Long

(10) **Patent No.:** **US D766,348 S**

(45) **Date of Patent:** **** Sep. 13, 2016**

(54) **ROBOT**

(71) Applicant: **HON HAI PRECISION INDUSTRY CO., LTD.**, New Taipei (TW)

(72) Inventor: **Bo Long**, Shenzhen (CN)

(73) Assignee: **HON HAI PRECISION INDUSTRY CO., LTD.**, New Taipei (TW)

(**) Term: **14 Years**

(21) Appl. No.: **29/507,082**

(22) Filed: **Oct. 23, 2014**

(51) **LOC (10) Cl.** **15-99**

(52) **U.S. Cl.**
USPC **D15/199**

(58) **Field of Classification Search**
USPC D15/199; 74/490.01-490.06; D10/63; D24/158, 184, 128
CPC B25J 17/00; B25J 9/06; B25J 9/102; B25J 18/00; B25J 19/0029; B25J 19/0009; A61B 19/2203; A61B 19/5212; A61B 1/008; A61B 2019/2234; A61B 2019/2242; A61B 2019/2223; A61B 2019/2238

See application file for complete search history.

(56) **References Cited**

U.S. PATENT DOCUMENTS

D615,574 S *	5/2010	Liu	D15/199
D629,030 S *	12/2010	Long	D15/199
D636,803 S *	4/2011	Nakagiri	D15/199
D638,455 S *	5/2011	Long	D15/199
D650,820 S *	12/2011	Long	D15/199
D670,319 S *	11/2012	Liu	D15/199
D677,294 S *	3/2013	Long	D15/199

D681,708 S *	5/2013	Miyake	D15/199
D690,753 S *	10/2013	Liu	D15/199
2008/0260510 A1 *	10/2008	Iwai	B25J 19/0029 414/787
2008/0271561 A1 *	11/2008	Ohara	B23K 9/133 74/490.01
2011/0303042 A1 *	12/2011	Pan	B25J 9/0009 74/490.05
2013/0125694 A1 *	5/2013	Long	B25J 11/0075 74/490.01
2014/0224057 A1 *	8/2014	Tanaka	B25J 9/102 74/490.05
2015/0258681 A1 *	9/2015	Kinoshita	B25J 19/0004 74/490.03

* cited by examiner

Primary Examiner — Susan Bennett Hattan

Assistant Examiner — Brett Miller

(74) *Attorney, Agent, or Firm* — Zhigang Ma

(57) **CLAIM**

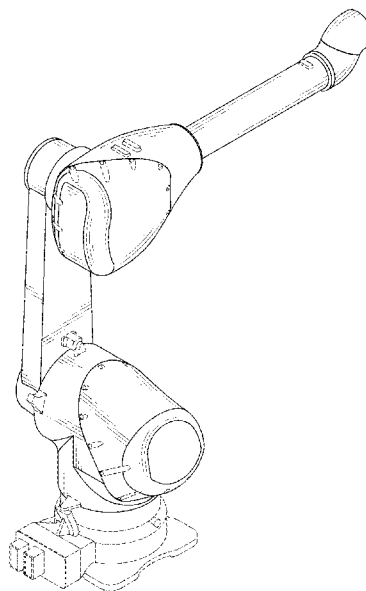
The ornamental design for a robot, as shown and described.

DESCRIPTION

FIG. 1 is a perspective view of a robot;
FIG. 2 is a front elevational view thereof;
FIG. 3 is a rear elevational view thereof;
FIG. 4 is a right-side elevational view thereof;
FIG. 5 is a left-side elevational view thereof;
FIG. 6 is a top plan view thereof; and,
FIG. 7 is a bottom plan view thereof.

The broken lines that are immediately adjacent to and contained within shaded areas and define unshaded regions, represent the bounds of the claimed design. The broken lines that are shown within the broken line boundaries and the broken lines outside of the claim are directed to environment. The broken lines form no part of the claimed design.

1 Claim, 7 Drawing Sheets



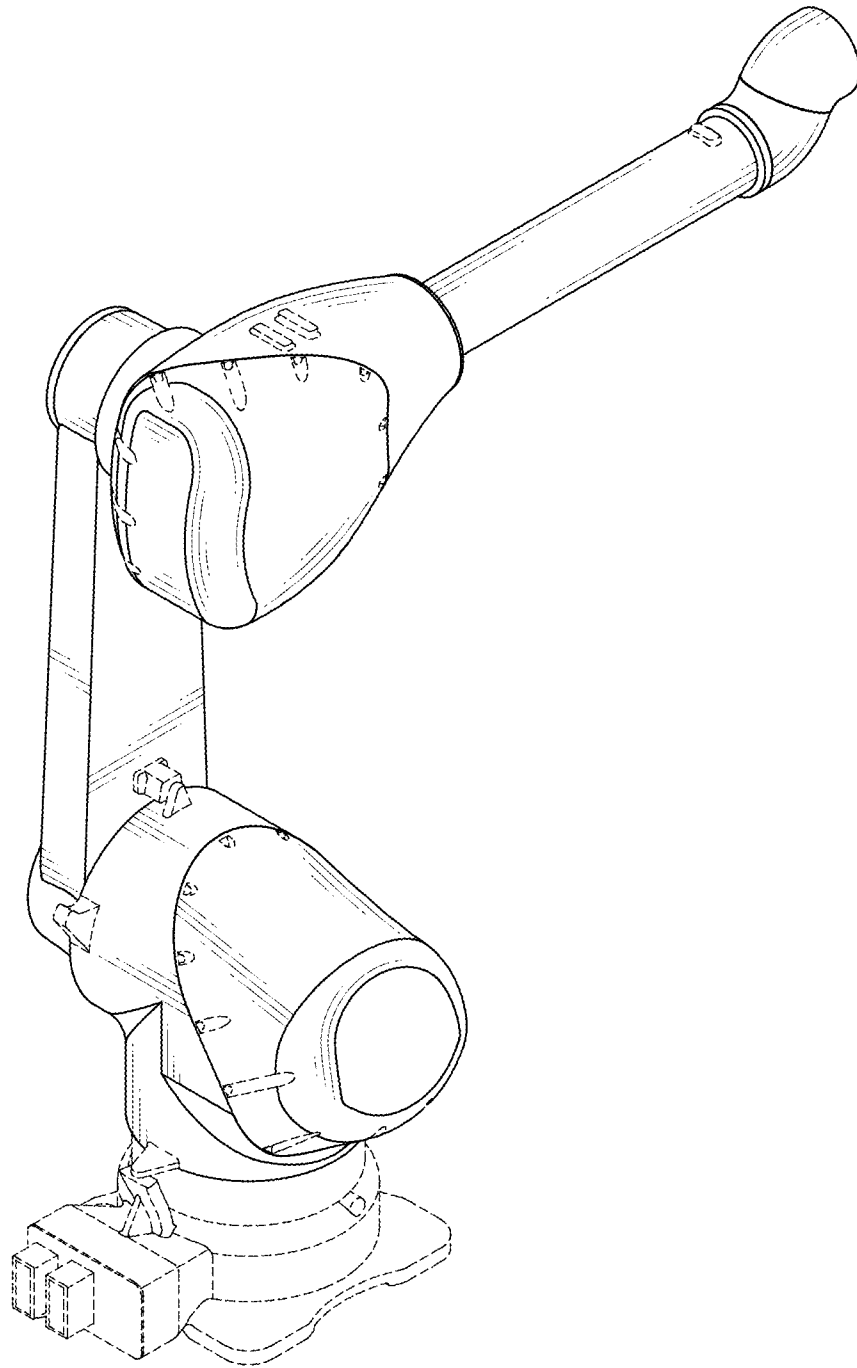


FIG. 1

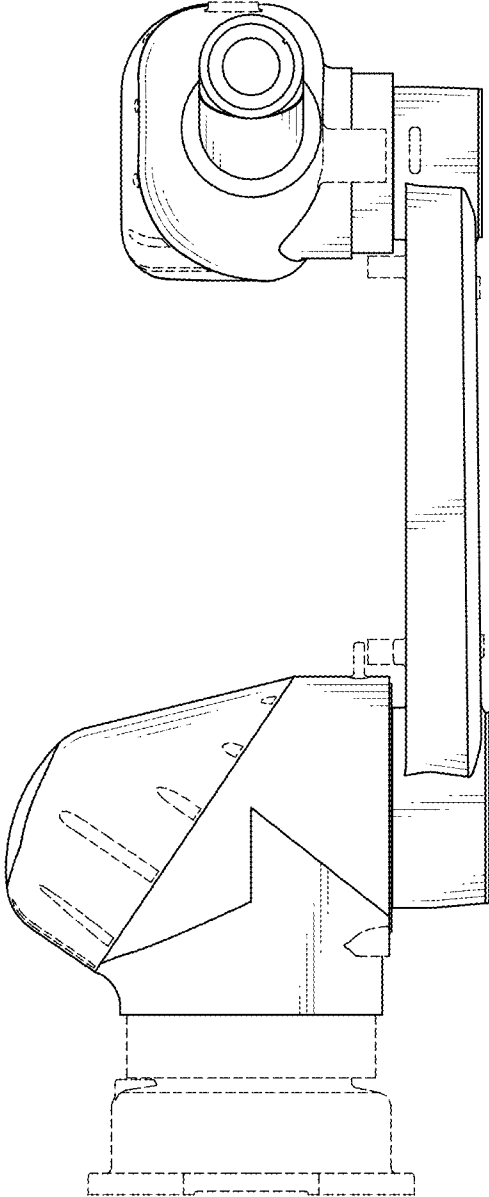


FIG. 2

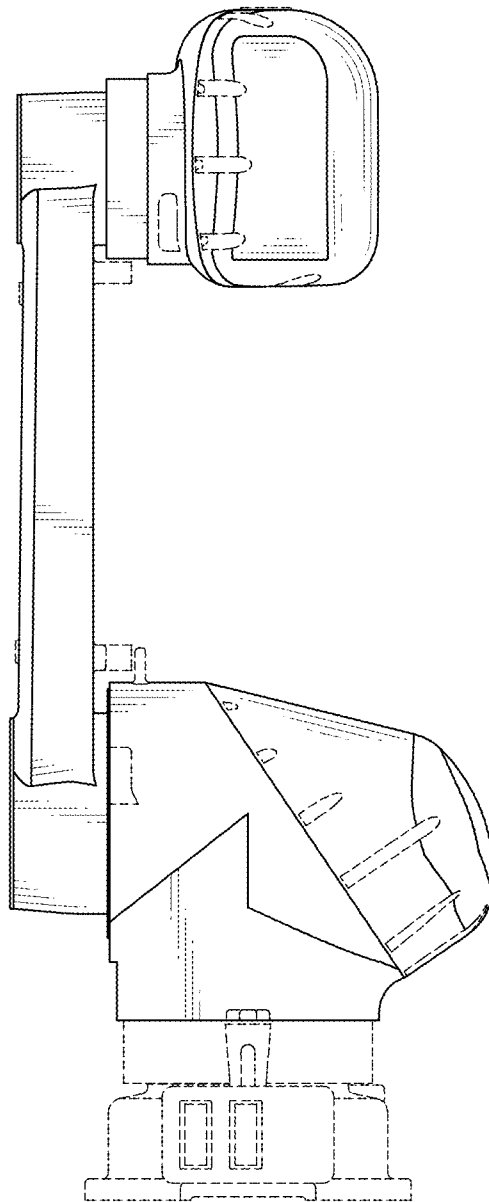


FIG. 3

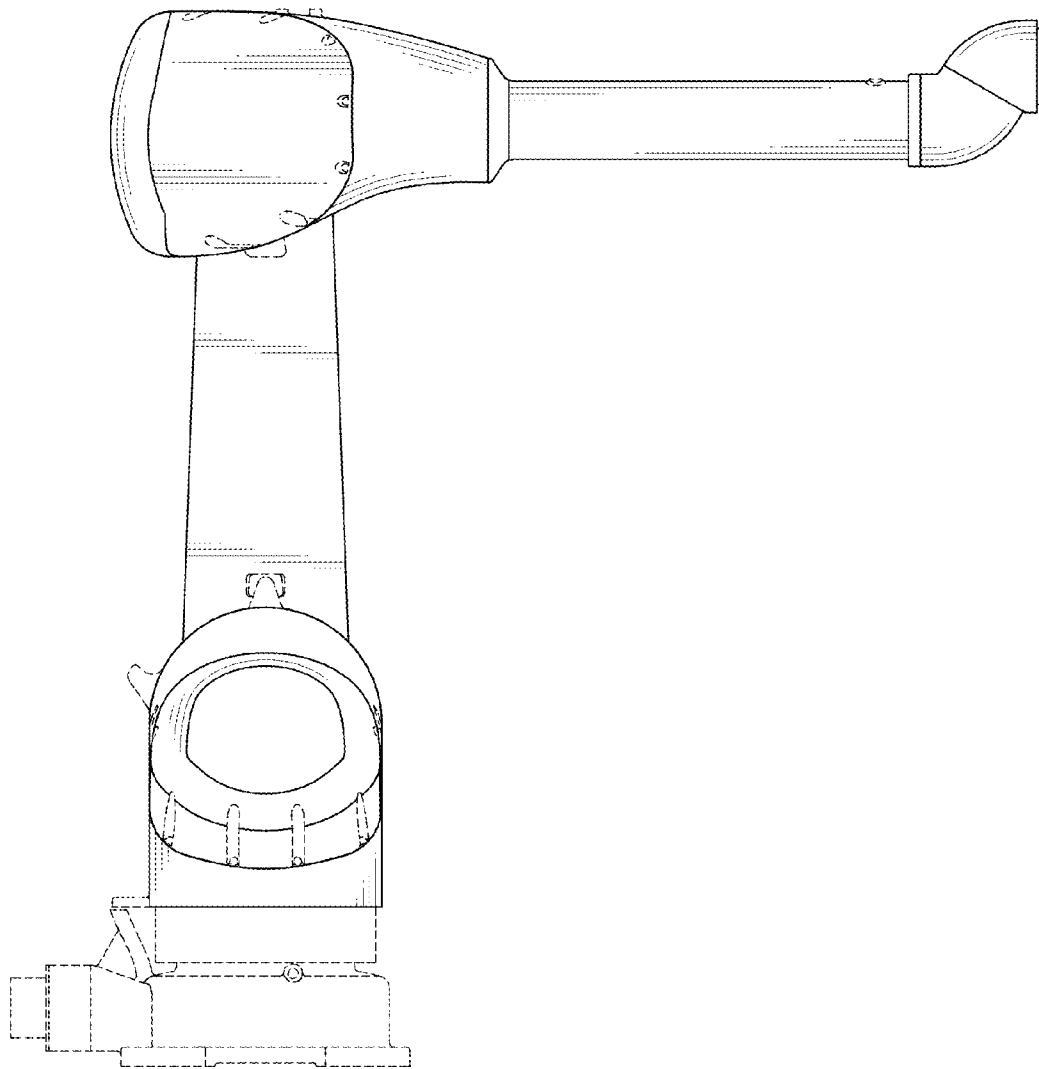


FIG. 4

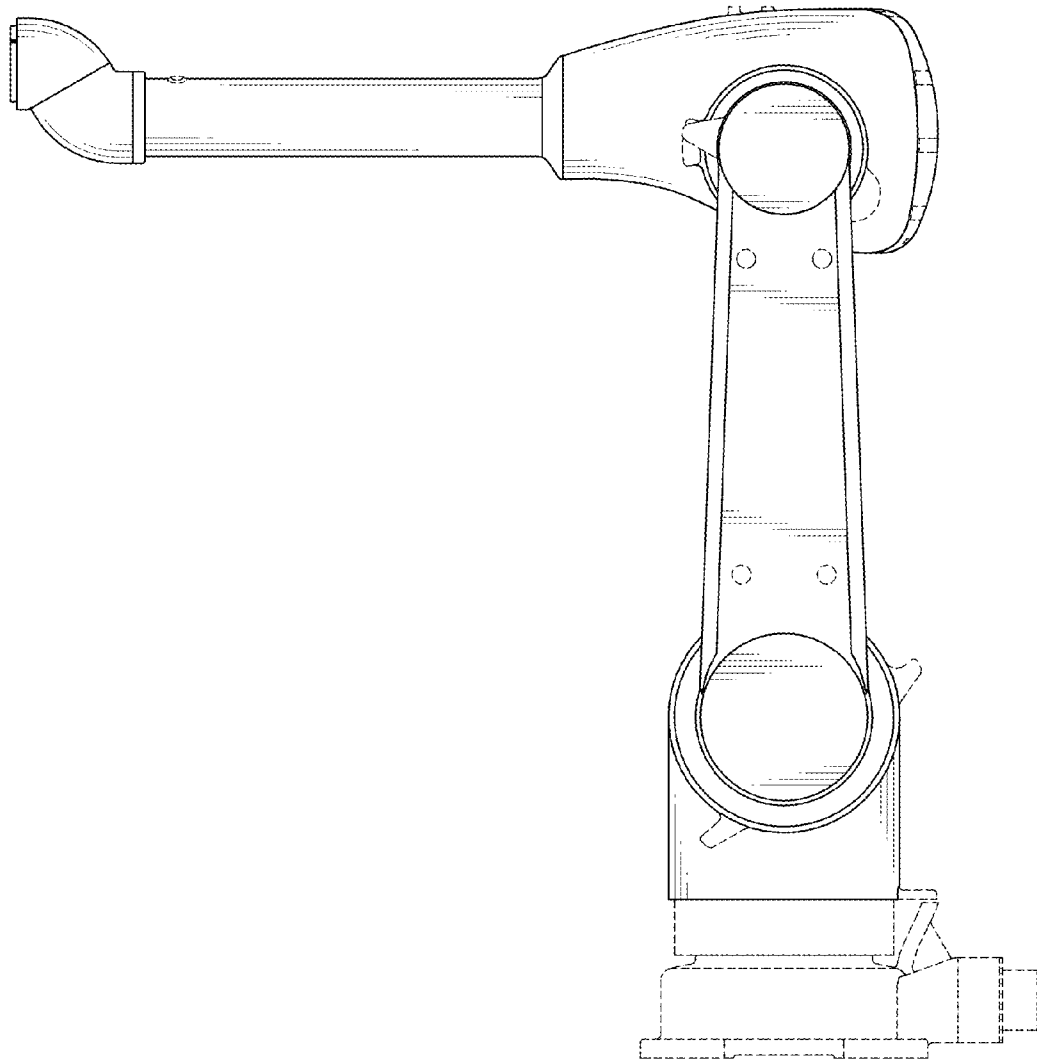


FIG. 5

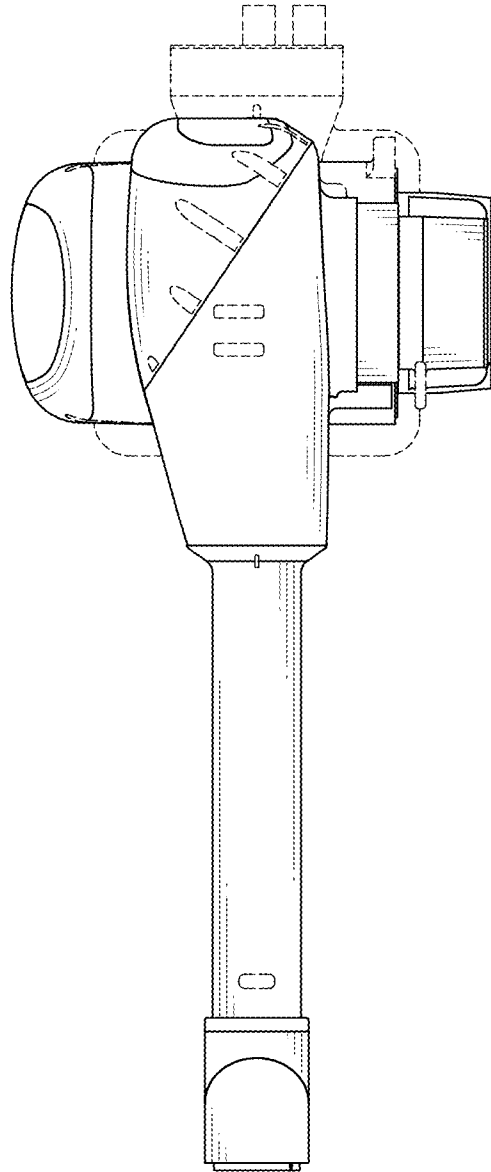


FIG. 6

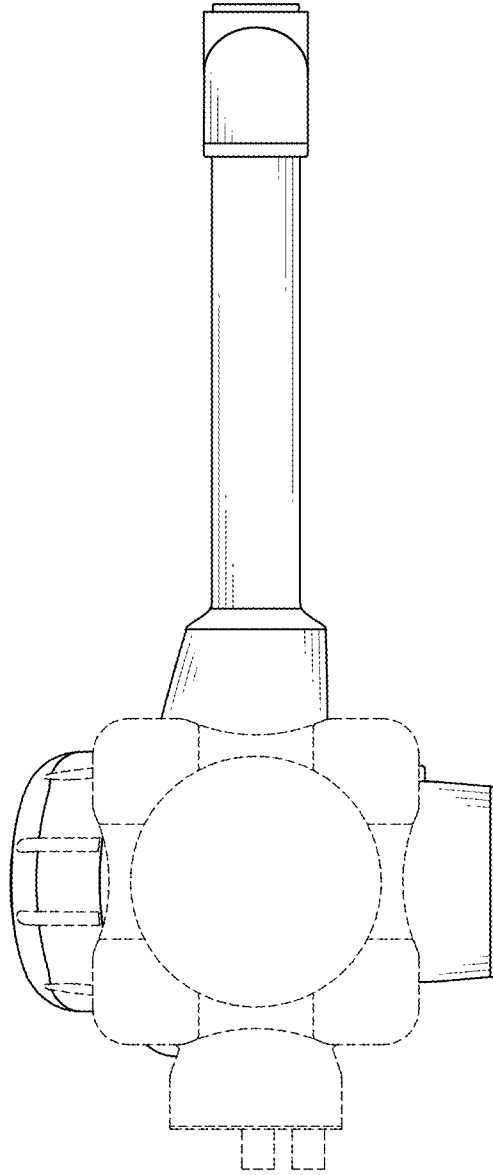


FIG. 7