

- [54] AIR SPOILER FOR PICKUP TRUCKS
- [75] Inventor: James R. Lund, Minneapolis, Minn.
- [73] Assignee: Lund Industries, Inc., Minneapolis, Minn.
- [\*\*] Term: 14 Years
- [21] Appl. No.: 528,803
- [22] Filed: Sep. 2, 1983
- [52] U.S. Cl. .... D12/181; D12/156
- [58] Field of Search ..... D12/156, 181; 280/756; 296/15, 91

- [56] **References Cited**
- U.S. PATENT DOCUMENTS**
- 1,275,400 8/1918 Crowell ..... 296/91
- 4,318,565 3/1982 Lay ..... 296/1 S

**OTHER PUBLICATIONS**

Motor Trend, 4/79, p. 36, Stainless Steel Roof Panel, center of page.

*Primary Examiner*—James M. Gandy  
*Attorney, Agent, or Firm*—James R. Cwayna

[57] **CLAIM**

The ornamental design for an air spoiler for pickup trucks, as shown and described.

**DESCRIPTION**

FIG. 1 is a perspective view of an air spoiler for pickup trucks showing my new design, it being understood that the broken lines are for illustrative purposes only.

FIG. 2 is a top plan view thereof;

FIG. 3 is a front elevation view thereof;

FIG. 4 is an elevation view taken from one end thereof;

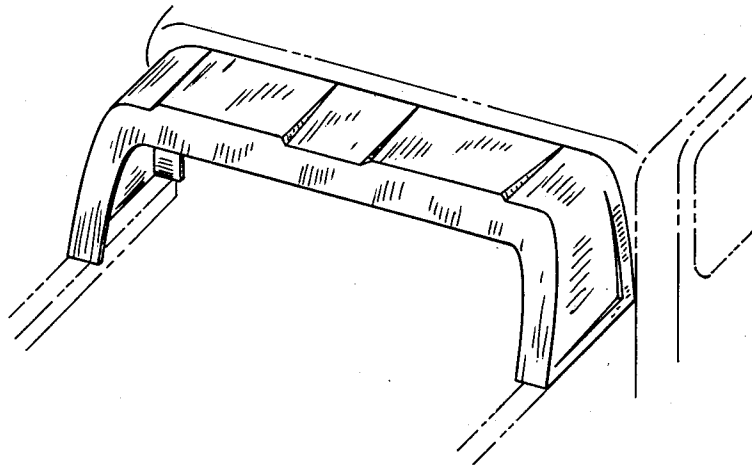
FIG. 5 is an elevation view taken from the opposite end thereof;

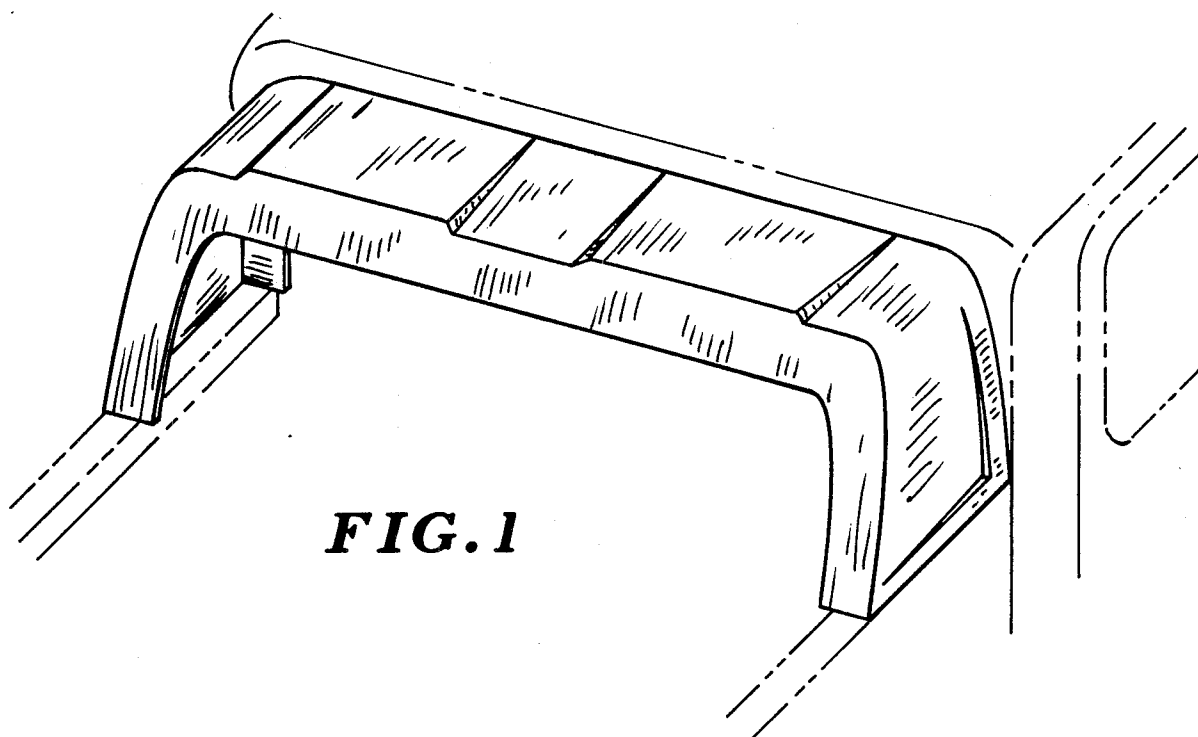
FIG. 6 is a bottom plan view thereof;

FIG. 7 is a rear elevation view thereof;

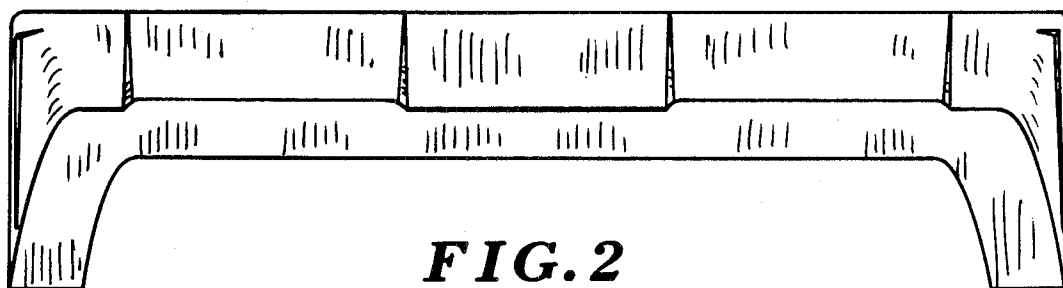
FIG. 8 is a sectional view thereof taken along line 8—8 of FIG. 7; and,

FIG. 9 is a sectional view thereof taken along line 9—9 of FIG. 7.

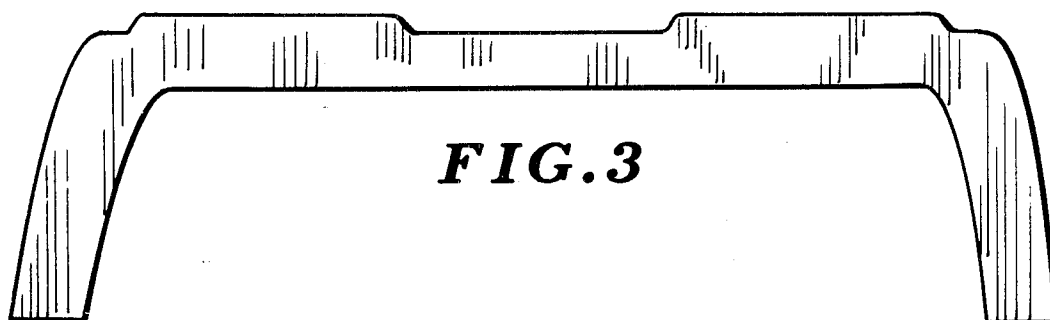




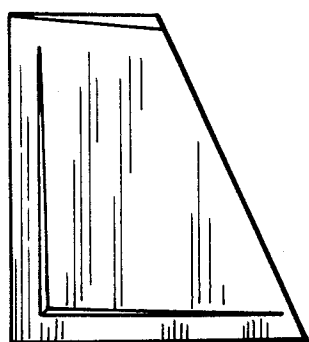
**FIG. 1**



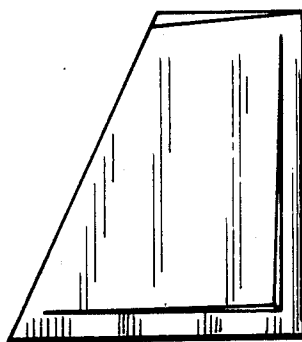
**FIG. 2**



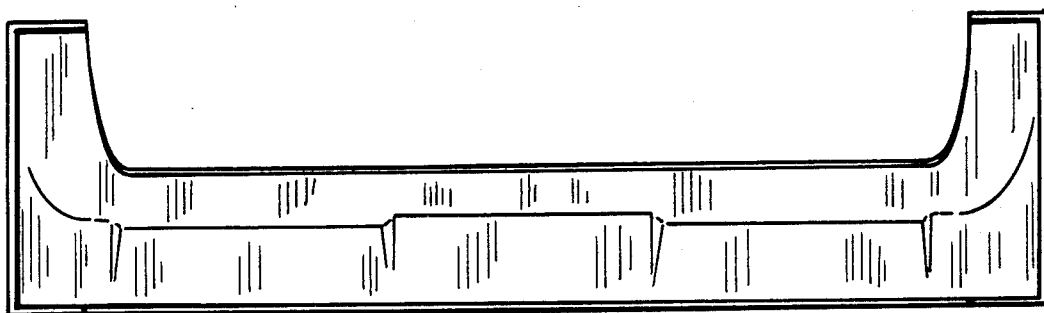
**FIG. 3**



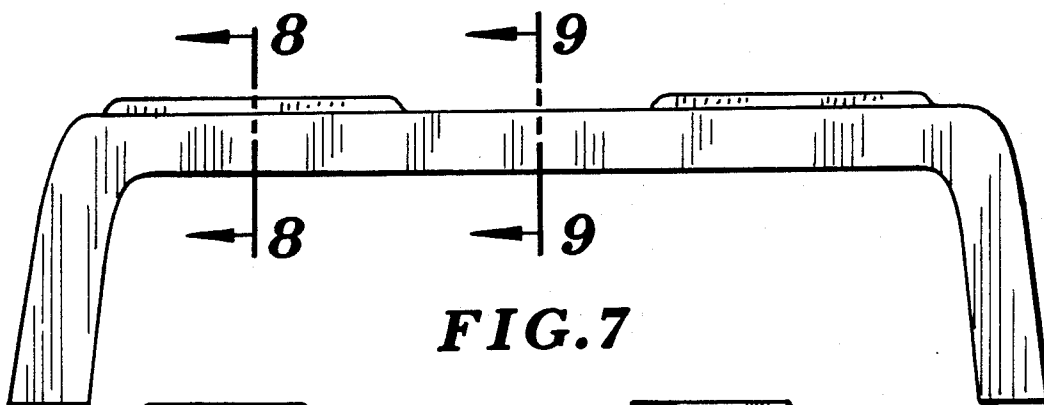
**FIG. 4**



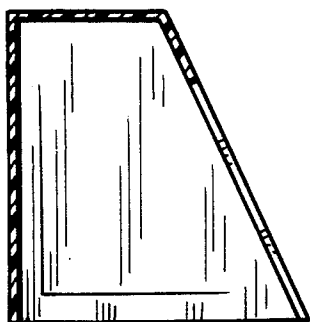
**FIG. 5**



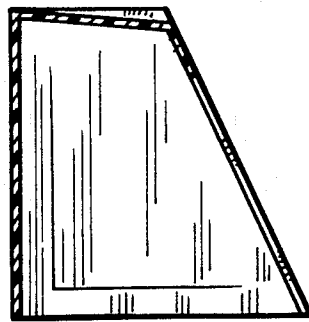
**FIG. 6**



**FIG. 7**



**FIG. 8**



**FIG. 9**