

(12) **United States Design Patent** (10) **Patent No.:** **US D1,036,731 S**
Liao (45) **Date of Patent:** **** Jul. 23, 2024**

(54) **LED LANTERN**

(71) Applicant: **Xinlong Liao**, Yiwu (CN)

(72) Inventor: **Xinlong Liao**, Yiwu (CN)

(**) Term: **15 Years**

(21) Appl. No.: **29/847,190**

(22) Filed: **Jul. 22, 2022**

(51) **LOC (14) Cl.** **26-02**

(52) **U.S. Cl.**
USPC **D26/40**

(58) **Field of Classification Search**
USPC D26/24, 37–52, 60–65, 85, 93, 102–110,
D26/113; D22/120
CPC F21L 4/00; F21L 19/00; F21L 2/00; F21L
4/08; F21L 4/02; F21L 4/027; F21Y
2115/10; F21V 23/0414; F21V 21/406;
F21V 21/145; F21V 35/00
See application file for complete search history.

(56) **References Cited**

U.S. PATENT DOCUMENTS

D558,297	S	*	12/2007	Gibian	D22/120
D898,253	S	*	10/2020	Wang	D26/37
D909,655	S	*	2/2021	Liu	D26/85
D918,457	S	*	5/2021	Zhang	D26/85
D935,070	S	*	11/2021	Chen	D26/37
D935,081	S	*	11/2021	Peng	D26/41
D957,709	S	*	7/2022	Chen	D26/85
D981,623	S	*	3/2023	Li	D26/40
D994,944	S	*	8/2023	Wu	D26/41
2017/0102130	A1	*	4/2017	Hu	F21V 14/025

FOREIGN PATENT DOCUMENTS

CN	306896055	*	10/2021
CN	307162372	*	3/2022

OTHER PUBLICATIONS

Uonlytech 2 Pcs Candle Lantern. By ThinkCreators. Dated Apr. 1, 2020. Found online [Feb. 4, 2024]. <https://www.amazon.com/Uonlytech-Lantern-Lanterns-Ornaments-Festival/dp/B086M72MQX> (Year: 2020).*

* cited by examiner

Primary Examiner — Marissa J Cash

Assistant Examiner — William B Melliar

(74) *Attorney, Agent, or Firm* — Jose Cherson Weissbrot

(57) **CLAIM**

The ornamental design for a LED lantern, as shown and described.

DESCRIPTION

FIG. 1 is a perspective view of a LED lantern showing my new design;

FIG. 2 is another perspective view thereof;

FIG. 3 is a front elevational view thereof; the rear elevational view being a mirror image of FIG. 3 and therefore not shown;

FIG. 4 is a left elevational view thereof; the right side view is identical and therefore not shown;

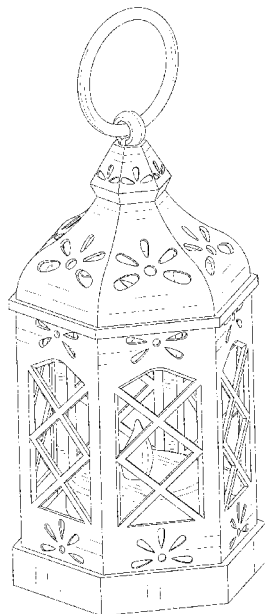
FIG. 5 is a top plan view thereof;

FIG. 6 is a bottom plan view thereof;

FIG. 7 is a perspective view of the LED lantern shown separated for clarity of disclosure; and,
FIG. 8 is another perspective view thereof.

The broken lines in the drawings depict portions of the LED lantern that form no part of the claimed design.

1 Claim, 7 Drawing Sheets






FIG. 1




FIG. 2




FIG. 3




FIG. 4




FIG. 5

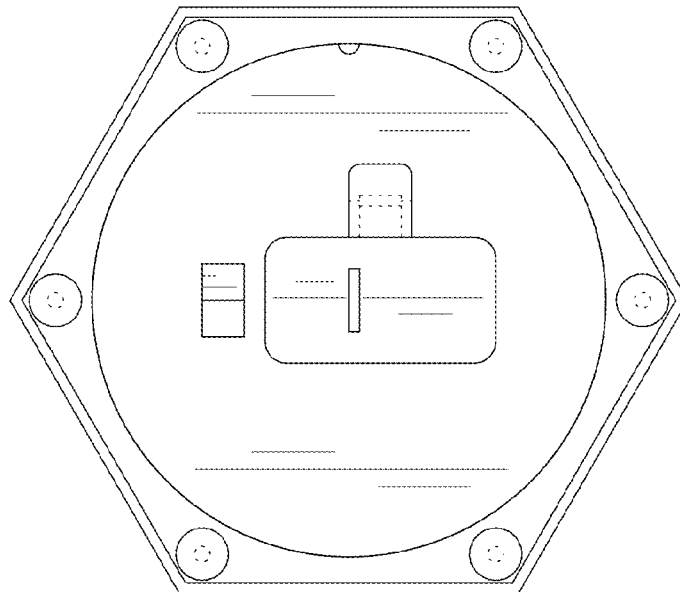


FIG. 6




FIG.7




FIG. 8