



US00D738007S

(12) **United States Design Patent**
Pan et al.

(10) **Patent No.:** **US D738,007 S**

(45) **Date of Patent:** **** Sep. 1, 2015**

(54) **LED BULB FOR A VEHICLE**

(71) Applicant: **KONINKLIJKE PHILIPS N.V.**,
Eindhoven (NL)

(72) Inventors: **Hui Ling Pan**, Shanghai (CN); **Jin
Cherl Kwon**, Shanghai (CN); **Sze
Kuang Lee**, Bayan Lepas (MY);
Albrecht Johannes Kraus, Shanghai
(CN); **Paul Scott Martin**, Livermore,
CA (US); **Chao Ding**, Shanghai (CN)

(73) Assignee: **KONINKLIJKE PHILIPS N.V.**,
Eindhoven (NL)

(**) Term: **14 Years**

(21) Appl. No.: **29/488,734**

(22) Filed: **Apr. 23, 2014**

(30) **Foreign Application Priority Data**

Oct. 28, 2013 (EM) 002334532-0003

(51) **LOC (10) Cl.** **26-06**

(52) **U.S. Cl.**
USPC **D26/28**

(58) **Field of Classification Search**
USPC D26/28-36; 362/459-468, 475-478,
362/485-487
See application file for complete search history.

(56) **References Cited**

U.S. PATENT DOCUMENTS

D470,257 S * 2/2003 Byggmastar D26/28
D477,427 S * 7/2003 Mazziotti D26/28
D551,364 S * 9/2007 Hoffman D26/28

* cited by examiner

Primary Examiner — Marcus Jackson

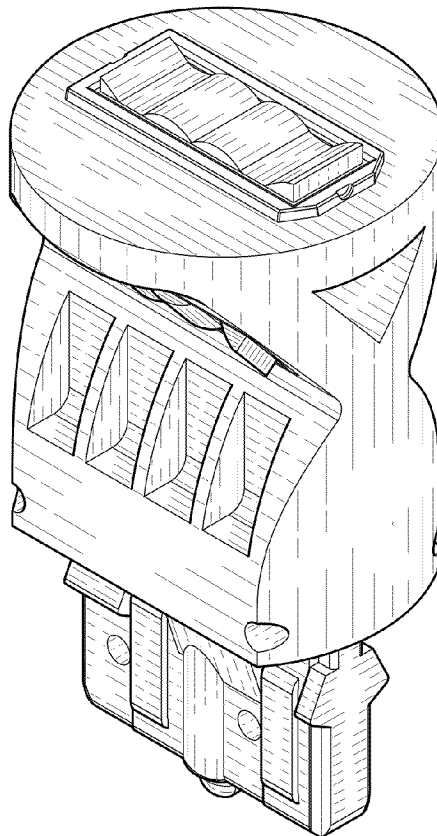
(57) **CLAIM**

The ornamental design for a LED bulb for a vehicle, as shown.

DESCRIPTION

FIG. 1 is a perspective view showing my design;
FIG. 2 is a front elevational view thereof;
FIG. 3 is a rear elevational view thereof;
FIG. 4 is a right side elevational view thereof;
FIG. 5 is a left side elevational view thereof;
FIG. 6 is a top plan view thereof; and,
FIG. 7 is a bottom plan view thereof.

1 Claim, 4 Drawing Sheets



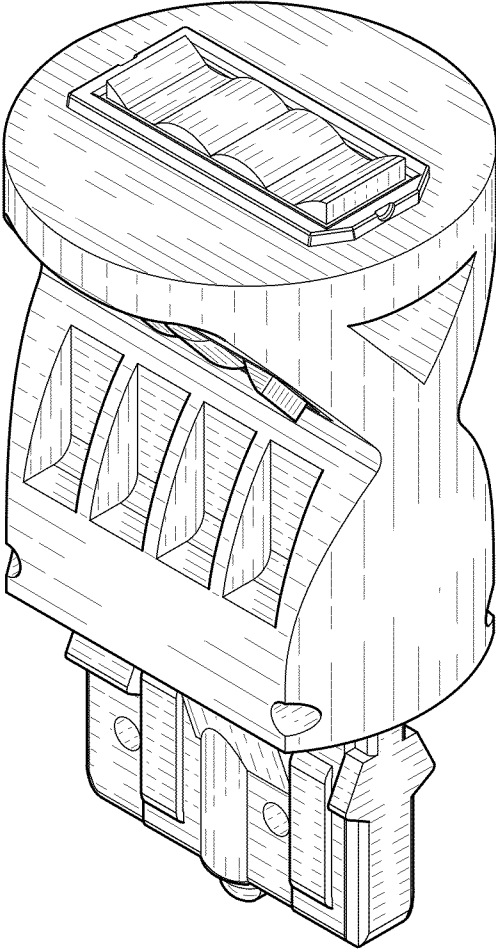


FIG. 1

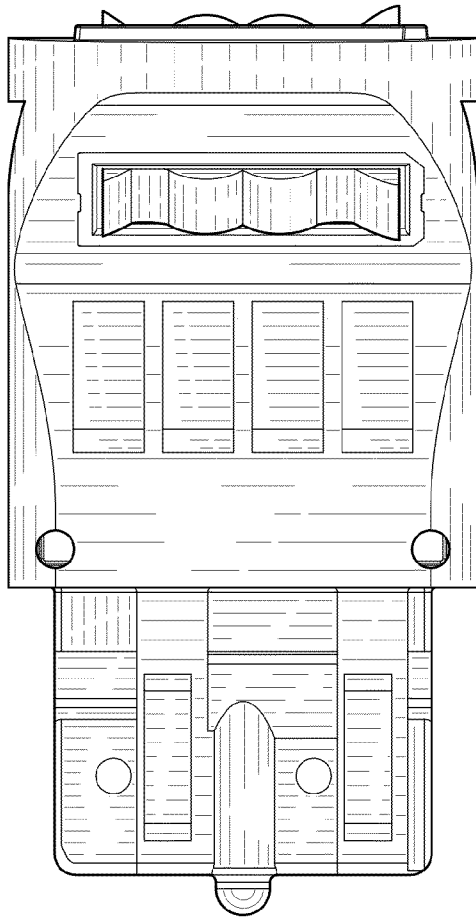


FIG. 2

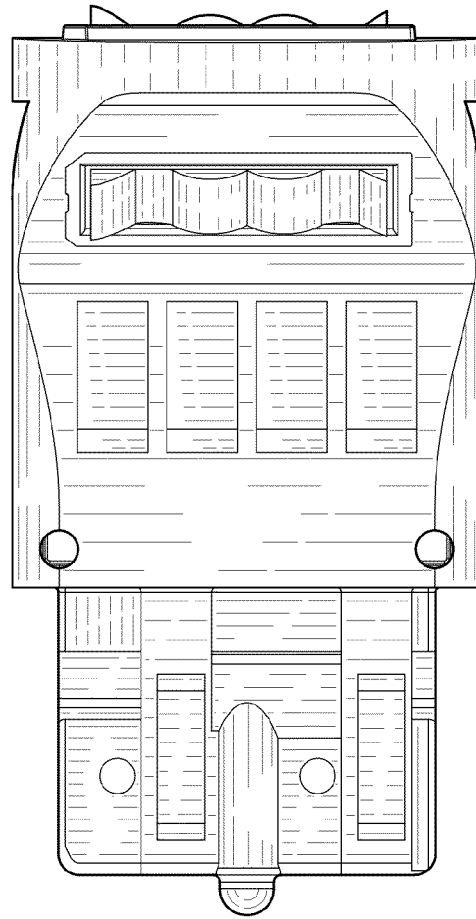


FIG. 3

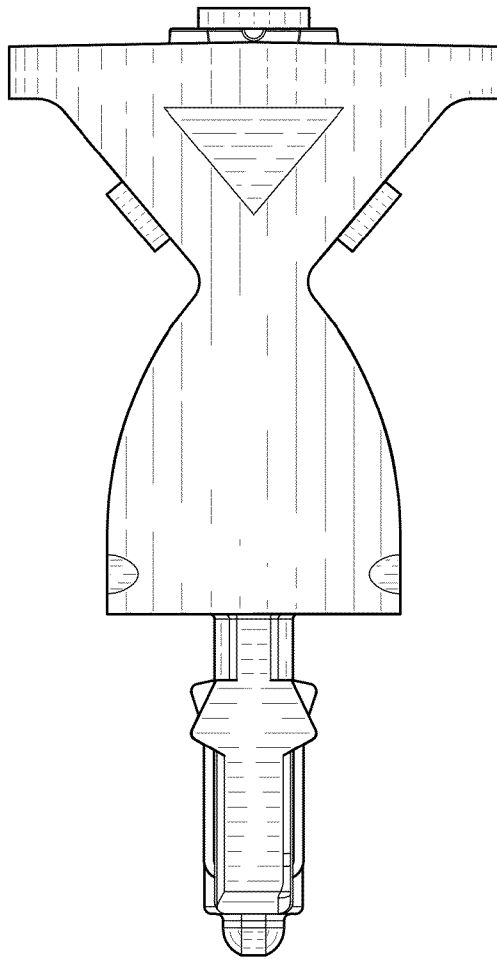


FIG. 4

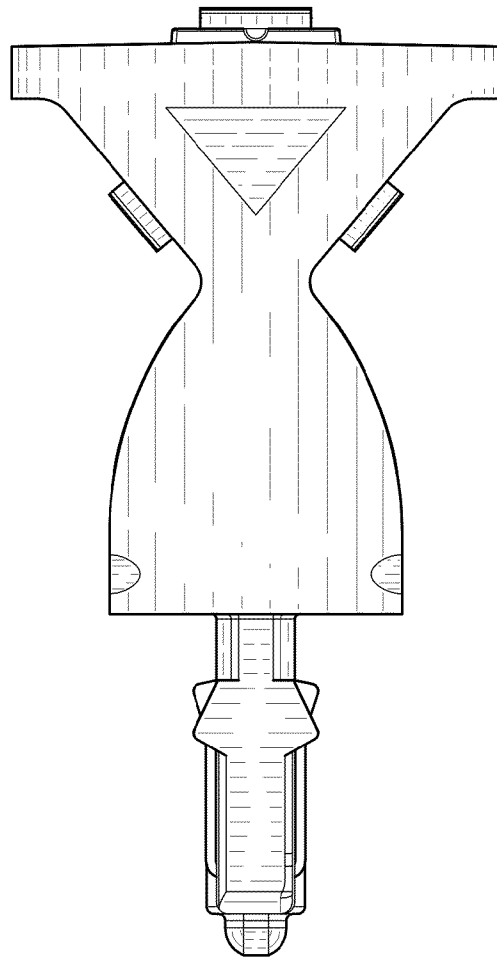


FIG. 5

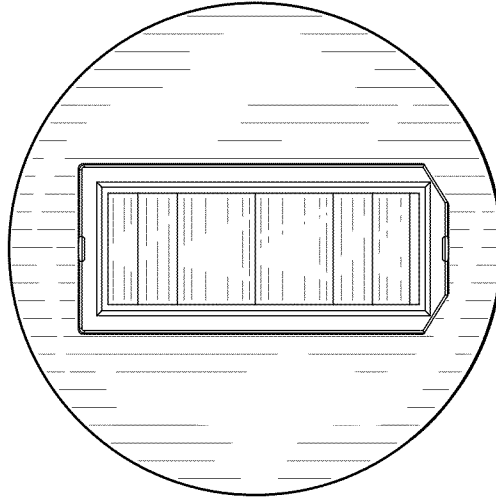


FIG. 6

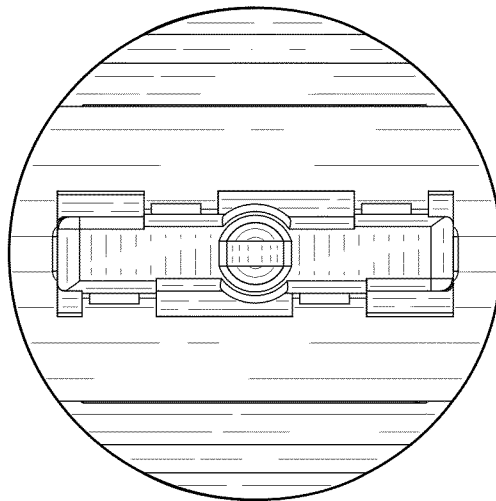


FIG. 7