



US00D727748S

(12) **United States Design Patent**
Murray

(10) **Patent No.:** **US D727,748 S**

(45) **Date of Patent:** **** *Apr. 28, 2015**

- (54) **FLEXIBLE POUCH**
- (71) Applicant: **Pouch Pac Innovations, LLC**, Sarasota, FL (US)
- (72) Inventor: **R. Charles Murray**, Sarasota, FL (US)
- (73) Assignee: **Pouch Pac Innovations, LLC**, Sarasota, FL (US)
- (*) Notice: This patent is subject to a terminal disclaimer.

D473,458 S	*	4/2003	Dennis et al.	D9/710
D557,614 S		12/2007	Murray		
D563,242 S		3/2008	Murray		
D563,243 S		3/2008	Murray		
D571,672 S	*	6/2008	Murray	D9/710
D584,168 S	*	1/2009	Murray	D9/710
D600,568 S		9/2009	Murray		
D642,933 S	*	8/2011	Schroeder et al.	D9/710
D676,335 S	*	2/2013	Murray	D9/707
D676,336 S	*	2/2013	Murray	D9/707
D684,481 S	*	6/2013	Campos	D9/710
D685,648 S	*	7/2013	Berman	D9/710
D686,089 S	*	7/2013	Murray	D9/710

(**) Term: **14 Years**

(21) Appl. No.: **29/449,208**

(22) Filed: **Mar. 14, 2013**

(51) **LOC (10) Cl.** **09-05**

(52) **U.S. Cl.**
USPC **D9/710**

(58) **Field of Classification Search**
USPC D9/702-714, 434-435, 522, 696, 440,
D9/444, 415-417; 206/822, 811; 383/61.1,
383/63, 80-81, 106, 103-104, 203, 901,
383/108, 119; 222/260, 288, 495.03;
D24/118; D7/317, 321

See application file for complete search history.

(56) **References Cited**

U.S. PATENT DOCUMENTS

D453,295 S	*	2/2002	Bell et al.	D9/710
D463,266 S	*	9/2002	Zappa	D9/710
D463,267 S	*	9/2002	Dennis et al.	D9/710
D466,002 S	*	11/2002	Jones	D9/710

* cited by examiner

Primary Examiner — Richard E Chilcot

Assistant Examiner — Abraham Bahta

(74) *Attorney, Agent, or Firm* — Gifford, Krass, Sprinkle,
Anderson & Citkowski, P.C.

(57) **CLAIM**

The ornamental design for a flexible pouch, as shown and described.

DESCRIPTION

FIG. 1 is a front perspective view of the flexible pouch showing my new design;

FIG. 2 is a side elevational view thereof;

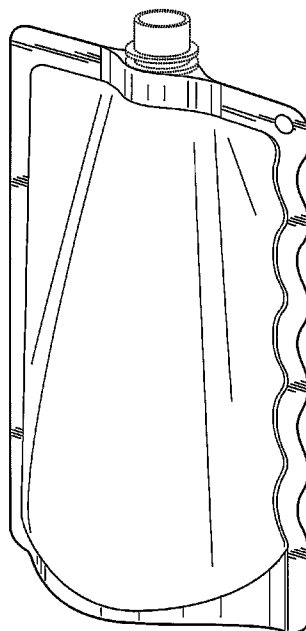
FIG. 3 is another side elevational view thereof;

FIG. 4 is a top plan view thereof; and,

FIG. 5 is a bottom plan view thereof.

Drawing FIGS. 1-5 show the flexible pouch in a filled state. It should be appreciated that the broken lines are merely illustrative of the environment of the design, and not part of the claimed design.

1 Claim, 3 Drawing Sheets



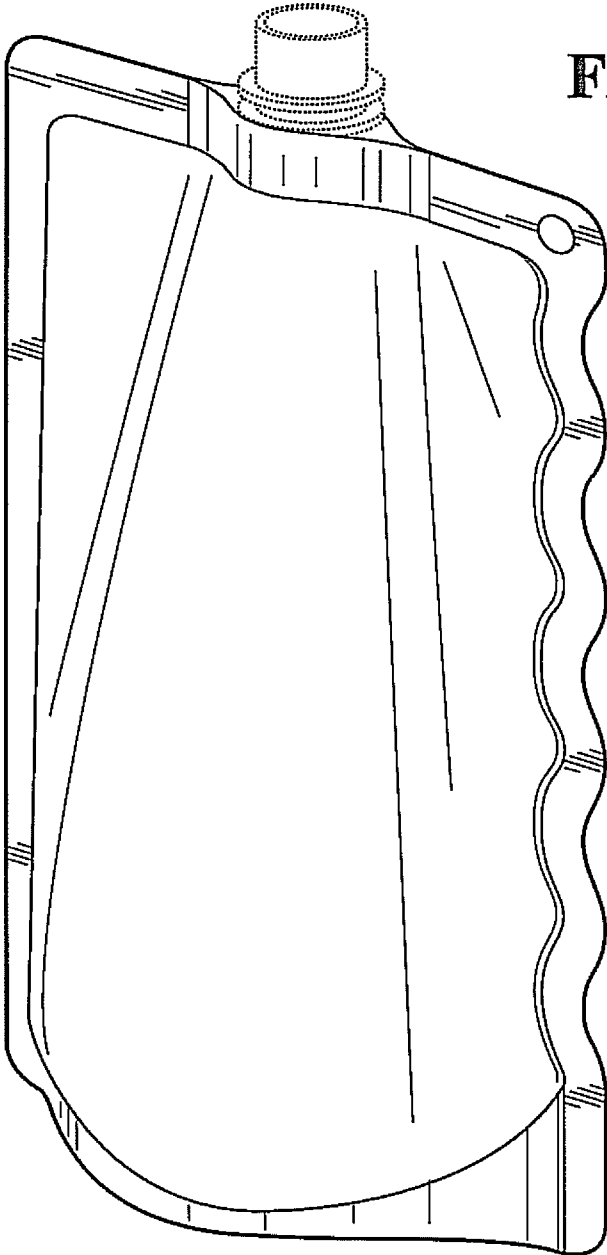


FIG. 1

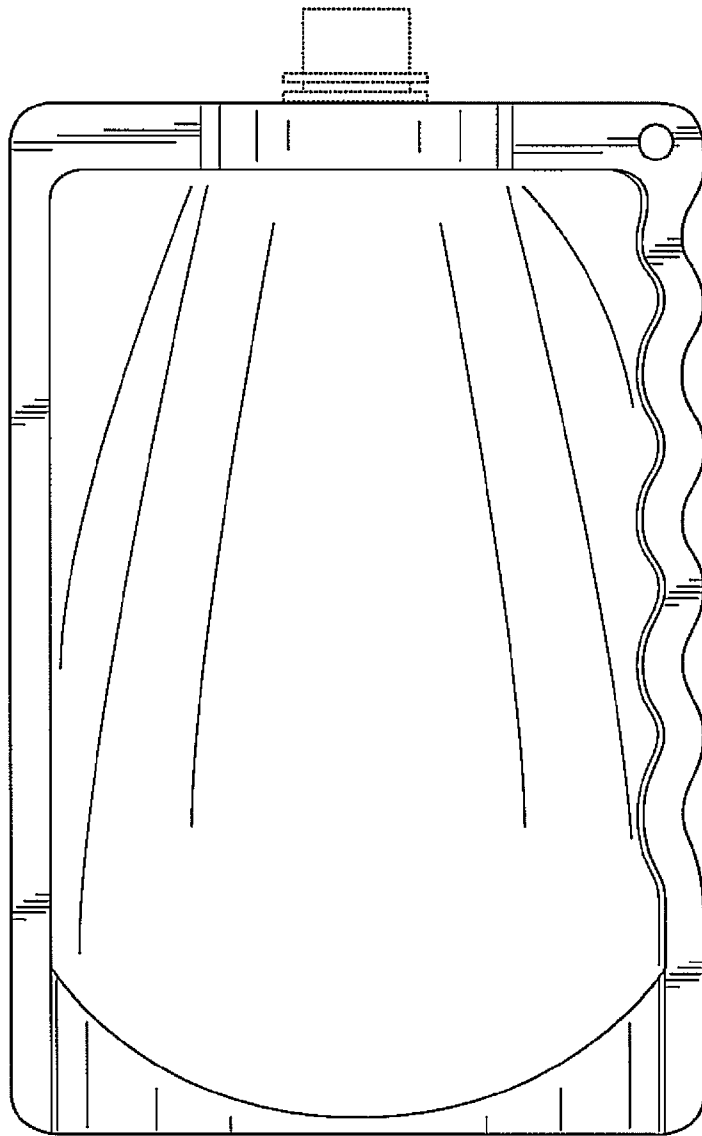


FIG. 2

FIG. 3

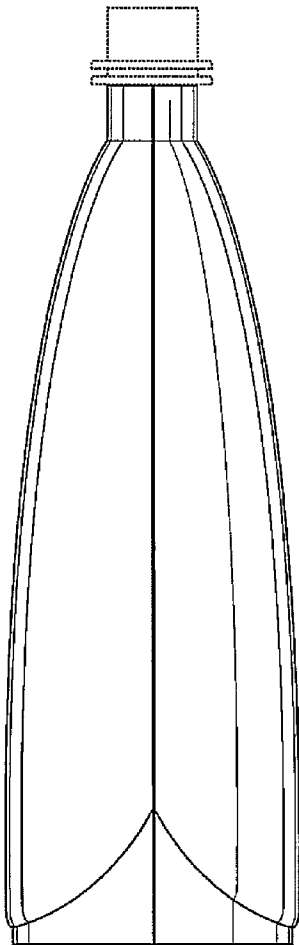


FIG. 4

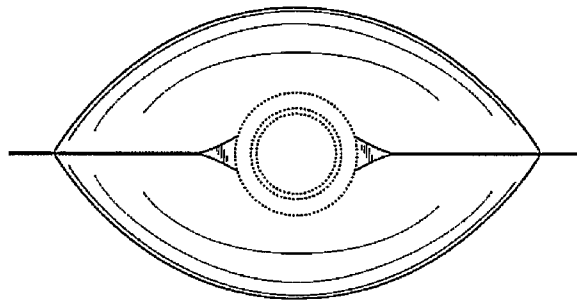


FIG. 5

