



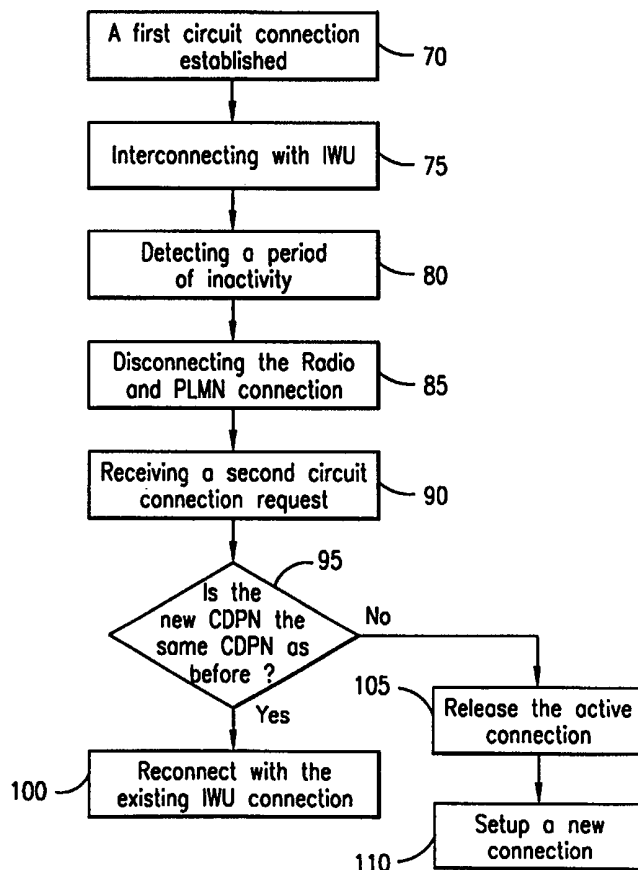
INTERNATIONAL APPLICATION PUBLISHED UNDER THE PATENT COOPERATION TREATY (PCT)

(51) International Patent Classification ⁶ : H04Q 7/22	A1	(11) International Publication Number: WO 99/18741 (43) International Publication Date: 15 April 1999 (15.04.99)
(21) International Application Number: PCT/SE98/01724 (22) International Filing Date: 25 September 1998 (25.09.98) (30) Priority Data: 08/943,497 3 October 1997 (03.10.97) US (71) Applicant: TELEFONAKTIEBOLAGET LM ERICSSON (publ) [SE/SE]; S-126 25 Stockholm (SE). (72) Inventors: BÄCKSTRÖM, Martin; Kassmans Väg 6, S-185 38 Danderyd (SE). ANDERSSON, Dick; Kastrupsgatan 3, S-164 41 Kista (SE). OLSSON, Ulf; Grindgårdsvägen 15, S-192 77 Sollentuna (SE). (74) Agent: ERICSSON RADIO SYSTEMS AB; Common Patent Dept., S-164 80 Stockholm (SE).		(81) Designated States: AL, AM, AT, AU, AZ, BA, BB, BG, BR, BY, CA, CH, CN, CU, CZ, DE, DK, EE, ES, FI, GB, GD, GE, GH, GM, HR, HU, ID, IL, IS, JP, KE, KG, KP, KR, KZ, LC, LK, LR, LS, LT, LU, LV, MD, MG, MK, MN, MW, MX, NO, NZ, PL, PT, RO, RU, SD, SE, SG, SI, SK, SL, TJ, TM, TR, TT, UA, UG, UZ, VN, YU, ZW, ARIPO patent (GH, GM, KE, LS, MW, SD, SZ, UG, ZW), Eurasian patent (AM, AZ, BY, KG, KZ, MD, RU, TJ, TM), European patent (AT, BE, CH, CY, DE, DK, ES, FI, FR, GB, GR, IE, IT, LU, MC, NL, PT, SE), OAPI patent (BF, BJ, CF, CG, CI, CM, GA, GN, GW, ML, MR, NE, SN, TD, TG). Published With international search report.

(54) Title: RADIO LINK SHORT HOLD MODE FOR MOBILE CIRCUIT DATA APPLICATIONS

(57) Abstract

A method and apparatus for providing a call circuit connection between a mobile station (15) and a remote application host (65) is disclosed. Once a call circuit connection is initially established between a mobile station (15) and remote application host (65) to enable data to transfer therebetween, the call circuit connection is monitored for detection of an idle condition. Upon detection of the idle condition, identifying information for the call circuit connection is stored, and a first portion (15) of the call circuit connection is disconnected while maintaining a second portion (35) of the connection. Upon a request for reconnection of the call circuit connection, the first portion (15) of the call circuit connection is reestablished with the second portion (35) to enable continued data transfer.



FOR THE PURPOSES OF INFORMATION ONLY

Codes used to identify States party to the PCT on the front pages of pamphlets publishing international applications under the PCT.

AL	Albania	ES	Spain	LS	Lesotho	SI	Slovenia
AM	Armenia	FI	Finland	LT	Lithuania	SK	Slovakia
AT	Austria	FR	France	LU	Luxembourg	SN	Senegal
AU	Australia	GA	Gabon	LV	Latvia	SZ	Swaziland
AZ	Azerbaijan	GB	United Kingdom	MC	Monaco	TD	Chad
BA	Bosnia and Herzegovina	GE	Georgia	MD	Republic of Moldova	TG	Togo
BB	Barbados	GH	Ghana	MG	Madagascar	TJ	Tajikistan
BE	Belgium	GN	Guinea	MK	The former Yugoslav Republic of Macedonia	TM	Turkmenistan
BF	Burkina Faso	GR	Greece	ML	Mali	TR	Turkey
BG	Bulgaria	HU	Hungary	MN	Mongolia	TT	Trinidad and Tobago
BJ	Benin	IE	Ireland	MR	Mauritania	UA	Ukraine
BR	Brazil	IL	Israel	MW	Malawi	UG	Uganda
BY	Belarus	IS	Iceland	MX	Mexico	US	United States of America
CA	Canada	IT	Italy	NE	Niger	UZ	Uzbekistan
CF	Central African Republic	JP	Japan	NL	Netherlands	VN	Viet Nam
CG	Congo	KE	Kenya	NO	Norway	YU	Yugoslavia
CH	Switzerland	KG	Kyrgyzstan	NZ	New Zealand	ZW	Zimbabwe
CI	Côte d'Ivoire	KP	Democratic People's Republic of Korea	PL	Poland		
CM	Cameroon	KR	Republic of Korea	PT	Portugal		
CN	China	KZ	Kazakhstan	RO	Romania		
CU	Cuba	LC	Saint Lucia	RU	Russian Federation		
CZ	Czech Republic	LI	Liechtenstein	SD	Sudan		
DE	Germany	LK	Sri Lanka	SE	Sweden		
DK	Denmark	LR	Liberia	SG	Singapore		
EE	Estonia						

RADIO LINK SHORT HOLD MODE FOR MOBILE CIRCUIT DATA APPLICATIONS

BACKGROUND OF THE INVENTION

Technical Field of the Invention

The present invention relates to call circuit connections between wireless and wireline communication networks, and more particularly, to a method for maintaining
5 a wireline portion of the call circuit connection while disconnecting a wireless portion of the call circuit connection during an idle period.

Description of Related Art

Circuit-switched data access has been available for some time within personal digital cellular (PDC) applications. Circuit-switched data access services provide the
10 user with the ability to transmit data between a remote host location and a mobile station for display on an attached terminal device. A prime example of this would be the ability to provide a user wireless access to the Internet through a hand-held mobile station.

At present, widespread acceptance of circuit-switched data access has not been
15 achieved. Reasons for this vary, but a prime reason involves the long setup time required to establish the circuit connection. In even modest data transfer situations, an end user must select between having very long session durations, which can be very expensive, or reconnecting each time a new batch of data must be downloaded and disconnecting after the data has been received, which is time consuming. Long setup
20 times are expensive for the end user since they are charged for the time it takes to reestablish the connection to an application host. Some method for speeding the

-2-

manner in which a user may connect or reconnect to a remote application and minimize the costs involved would greatly benefit the expansion of circuit switched data access available within PDC services.

5 SUMMARY OF THE INVENTION

The present invention overcomes the foregoing and other problems with a method and apparatus for controlling a call circuit connection between a mobile station and a remote application host. Initially, a call circuit connection is established between a mobile station and a remote application host. This is accomplished using
10 a radio communications link between the mobile station and a base station transceiver. A mobile switching center (MSC) provides a communications link between the base station and an external network.

The communications link between the MSC and the external network is enabled using a connection with an interworking unit ((IWU))) that enables data to
15 be transferred between the differing communication protocols of the external network and the public land mobile network (PLMN) including the base station, MSC and mobile station. The connections between the base station mobile switching center and interworking unit are referred to as the PLMN portion of the call circuit connection and the connection through the PSTN to the remote host application is referred to as
20 the modem portion of the call circuit connection.

The interworking unit monitors the call circuit connection to detect the presence of an idle condition indicating that no data is presently being transmitted between the remote host application and the mobile station. In the preferred embodiment, this is accomplished by monitoring the ARQ frames within the call

-3-

circuit connection. An idle condition is indicated by continuous retransmission of the last successfully transmitted frame (with unchanged frame numbers so the contents need not be checked).

5 Upon detection of the idle condition, the radio link and PLMN portions of the call circuit connection are disconnected. Identifying data for the call circuit connection consisting of identifying information for the mobile station, the number of the called party and an (IWU) line identifier are stored within a register of the mobile switching center for future reference. The PSTN portion of the call circuit connection between the MSC and the remote application host is maintained.

10 Upon receipt of a further call connection request from the mobile station, an initial determination is made of whether the connection request is to the previously accessed remote application host by comparing the request to the identifying data stored within the register of the MSC. If the call is not to the same host, the modem portion of the call circuit connection is dropped, and a new call circuit connection is
15 established to the called number. If the connection request is to the previously accessed remote application host, the radio link and PLMN portions of the call circuit connection are reestablished with the modem portion of the call circuit connection to provide for further data transfer between the mobile station and the remote application host. In this way, a faster connection may be achieved while minimizing associated
20 connection costs.

-4-

BRIEF DESCRIPTION OF THE DRAWINGS

For a more complete understanding of the present invention, reference is made to the following detailed description taken in conjunction with the accompanying drawings wherein:

5 FIGURE 1 is a block diagram illustrating a call circuit connection of data terminal equipment to a remote application host in a standard manner;

FIGURE 2 is a block diagram illustrating a call circuit connection using the short hold mode of the present invention;

FIGURE 3 is a flow diagram illustrating the method for disconnecting a call
10 circuit connection upon detection of an idle condition and reconnection of the call circuit connection upon a request for further use of the connection; and

FIGURE 4 is a signaling diagram illustrating the disconnection and reconnection procedures between the various units within the call circuit connection.

15 DETAILED DESCRIPTION OF THE INVENTION

Referring now to FIGURE 1, there is illustrated a block diagram of a method for interconnecting data terminal equipment 10 to a remote application host 65. Data terminal equipment 10, such as a personal computer or personal data assistant, generates a request for access to data or services provided by a remote application host
20 65 and transmits this request to an attached mobile station 15. The mobile station 15 generates a radio air interface connection 20 with a base station 25. The base station 25 transmits the connection request to the application host 65 through a mobile switching center (MSC) 30. The mobile switching center 30 recognizing that a connection between the wireless public and mobile network (PLMN) of which the

-5-

mobile station 15 is a member and the public-switched telephone network/integrated services digital network (PSTN/ISDN) 55 containing the application host 65 must be made in order to complete the circuit connection.

5 In order to facilitate the call circuit connection between the wireless and wireline networks, which utilize differing communications protocols, the MSC 30 contacts via connection 35 an interworking unit ((IWU)) 40. The interworking unit 40 enables transmission and protocol adaptations between one telecommunications network, such as a connected PSTN/ISDN 55, and another, such as a public land mobile network. The (IWU) 40 may be located with the mobile switching center 30
10 serving a designated geographic area or may be implemented as a separate telecommunications node. The (IWU) 40 includes internal circuitry 42 enabling adaptation of transmissions and protocols between the PSTN/ISDN 55 and the PLMN containing the mobile station 15. The adapted protocol information is transmitted back to the MSC 30 via a connection 45.

15 With the help of the (IWU) 40, the MSC 30 establishes a connection to the PSTN/ISDN network 55 and subsequently to a modem 60 associated with the application host 65. In order for the user at the data terminal equipment 10 to maintain access to the application host 65, one of two situations must occur. The user must continuously maintain the circuit connection between the data terminal equipment 10
20 and the application host 65 by maintaining the radio air interface 20 and connections 50, 45, and 35, comprising the call circuit connection. This is quite expensive in the situation where a user may be accessing the application host 65 over a long period of time, such as when a user is surfing the Internet. Alternatively, the user of the data terminal equipment 10 may reestablish the connection each time additional data

-6-

services must be accessed at the application host 65. This is time consuming and requires the user to pay for multiple connection times. During these connection times, the User is charged for establishing the connection and cannot work until the connection is reestablished.

5 Referring now to FIGURES 2 and 3, there are illustrated the method and apparatus for incorporating the present invention in the system of FIGURE 1. Initially, a first circuit connection is established at step 70 between the data terminal equipment 10 and application host 65 as described previously with respect to FIGURE 1. As part of this initial connection an interconnection is provided at step 75 with the (IWU) 40
10 to enable communication between the PLMN containing the mobile station 15, base station 25, mobile switching center 30, and the PSTN/ISDN 55 enabling connection to the application host 65.

 After the initial call circuit connection has been established and any requested data downloaded to the data terminal equipment 10 from the application host 65, the
15 interworking unit 40 monitors for a period of inactivity over the call circuit connection by examining the contents of ARQ protocol frames transmitted between the mobile station 15 and interworking unit 40. A monitoring application 82, which may be implemented in hardware or software, within both the mobile switching center 30 and interworking unit 40 monitor the ARQ protocol frames. The ARQ protocol frames
20 enable automatic retransmission of data when an error is detected in a data stream.

 The period of inactivity (timeout period) is indicated by the ARQ protocol frames by continuous retransmission of the last successfully transmitted from (with unchanged frame numbers, so the contents need not be checked). Alternative methods include transmitting a series of zeros indicating that the frames are idle or ceasing the

-7-

transmission of ARQ protocol frames such that no frames would be detected. Once the timeout period is detected at step 80, the radio and PLMN portions are disconnected at step 85 up to the (IWU) 40. Thus, the air interface connection 20 between the mobile station 15 and base station 75 is discontinued. The connection 45 is maintained between the MSC 30 and (IWU) 40. The connection between the IWU 40 through the MSC 30 to the PSTN/ISDN network 55 is maintained as is the PSTN/ISDN network connection to modem 60 and application host 65.

The (IWU) 40 initiates disconnection through a signaling connection control part (SCCP) based signal, such as a mobile application part (MAP) signal. At the same time, information identifying the original circuit connection is stored within a register 88 of the MSC 30. The information stored in the register 88 includes, but is not limited to, the calling mobile station identifier/mobile station number (MSI/MSN), the called party (application host) number, and the (IWU) line identifier (e.g., T.1/E.1 trunk and slot ID). The connection remains idle until a second call circuit connection request is received at step 90.

Once a second call circuit connection request is received at step 90, a new call circuit connection is initiated using standard connection procedures. The MSC 30 compares at step 95 the MSI/MSN and the called party number of the new call connection request to the MSI/MSN and called party number information used in the first call circuit connection that are stored in register 88. If the same connection is requested, the call is routed to the existing modem connection with the application host 65 at step 100. If a different MSI/MSN or called party number is detected at inquiry step 95, the previous modem connection is released at step 105, and a new call circuit connection is established at step 110.

-8-

Reconnection of the existing (IWU) connection at step 100 occurs when the MSC 30 requests reestablishment of the radio air interface connection 20 and the PLMN connections 35 and 45 through a signaling connection control part (SCCP) based signal such as a MAP signal. In response to this request, the (IWU) 40 also
5 reinitiates the ARQ protocol on the circuit connection (according to the (IWU) line identifier).

In order to avoid tying up system resources for extended periods of time, two additional mechanisms may optionally be included somewhere within the system. A long timer 112 (shown generally in phantom), established by the operator, may
10 disconnect the modem connection if no traffic has been exchanged for a preselected period of time. Also, if the (IWU) 40 runs out of modem resources, the modem connection that has been idle for the longest period of time may be dropped.

Referring now to FIGURE 4, there is illustrated a signaling diagram describing the procedures for disconnection and reconnection of a call circuit connection between
15 a mobile station 30 and an application host 65. Initially, a data communications mode is provided between the DTE 10 and application host 65 at 130. The data communications mode enables data transfers between the DTE 10 and application host 65. Once the (IWU) 40 detects a period of inactivity (timeout period) it requests the release of the radio link using a MAP signal at 135. The MSC 30 releases the radio
20 link at 140 indicating to the MS 15 that this is a soft release, and the MS shall not perform a disconnect procedure towards the DTE 10. This is necessary to avoid having the DTE 10 application lose synchronization with the host application which is not notified of the disconnect. The MSC 30 then updates its register 88 with the call circuit connection identifying information. While the radio link is disconnected, the

-9-

modem connection between the (IWU) 40 and the modem at the application host 65 is maintained.

The reconnection procedure is initiated by new data 150 being transmitted between the data terminal equipment 10 and mobile station 15. This initiates a radio connection setup procedure 155 between the mobile station 15 and MSC 30. Once the
5 radio connection has been reestablished, the MSC 30 looks within its register 88 to determine if the calling MSN/MSI already has a modem connection associated with the called party number. If so, the MSC 30 transmits a MAP setup request 160 to the (IWU) 40 to reestablish an ARQ connection with the mobile station 15. The (IWU)
10 40 establishes an ARQ and (IWU) connection with the mobile station 15 at 170 in response to the setup request 160 and ties the connection with the maintained modem connection. This provides the connection 180 from the application host 65 to the data terminal equipment 10 through mobile station 15. Data communications 190 may then be carried out between the data terminal equipment 10 and application host 65 via the
15 reestablished connection.

Although a preferred embodiment of the method and apparatus of the present invention has been illustrated in the accompanying Drawings and described in the foregoing Detailed Description, it is understood that the invention is not limited to the embodiment disclosed, but is capable of numerous rearrangements, modifications, and
20 substitutions without departing from the spirit of the invention as set forth and defined by the following claims.

-10-

WHAT IS CLAIMED IS:

1. A method for providing a call circuit connection between a mobile station and a remote application host, comprising the steps of:

5 establishing the call circuit connection between the mobile station and the remote application host to enable the transmission of data therebetween;
monitoring the call circuit connection for an idle condition; and
disconnecting a first segment of the call circuit connection while maintaining a second segment of the call circuit connection in response to detection of the idle condition.

10

2. The method of Claim 1 further including the steps of:

receiving a request for reestablishing the call circuit connection with the second segment of the call circuit connection.

15

3. The method of Claim 1 wherein the step of establishing further comprises the steps of:

establishing the first segment of the call circuit connection from the mobile station to an interworking function; and

20 establishing the second segment of a call circuit connection from the interworking function to the remote application host.

4. The method of Claim 1 wherein the step of monitoring further includes the step of monitoring ARQ frames for an indication of the idle condition.

-11-

5. The method of Claim 4 wherein the step of monitoring further includes the step of monitoring for continuous retransmission of an ARQ frame for indication of the idle condition.
- 5 6. The method of Claim 1 wherein the step of disconnecting further includes the step of notifying the mobile station that the disconnection is in response to the idle condition.
7. The method of Claim 1 wherein the step of disconnecting further
10 includes the step of requesting disconnection of the first segment using a MAP signal.
8. The method of Claim 1 wherein the step of disconnecting further includes the step of storing identifying data associated with the call circuit connection.
- 15 9. The method of Claim 8 further including the steps of:
- receiving a request for establishing a second call circuit connection;
determining if the call circuit connection request is for the call circuit connection host associated with the stored identifying data;
reestablishing the first segment of the call circuit connection with the
20 second segment of the call circuit connection to reconnect the call circuit connection if the request is for the call circuit connection associated with the stored identifying data; and
establishing a new call circuit connection if the request is to a new remote location.

-12-

10. The method of Claim 8 wherein the identifying data includes at least one of the following: a calling MSI/MSN, called party number, and an interworking unit line identifier.

5 11. The method of Claim 9 wherein the first segment comprises a radio link.

12. The method of Claim 9 wherein the step of reestablishing further includes the step of requesting reconnection of the first segment using a MAP signal.
10

13. The method of Claim 1 further including the step of disconnecting the second segment upon continuation of the idle condition and expiration of a preselected time-out period.

14. The method of Claim 1 further including the step of disconnecting the second segment in response to a need for system resources utilized by the second segment.
15

15. A method for controlling a call circuit connection between a mobile station and a remote application host, comprising the steps of:
20

establishing a call circuit connection between the mobile station and the remote application host to enable the transmission of data therebetween, the call circuit connection including a radio portion between the mobile station and a base station; a PLMN portion between the base station, a mobile switching center and an

-13-

interworking unit; and a modem portion between the mobile switching center and the remote application host;

monitoring the PLMN portion of the call circuit connection for an idle condition indicating no data is being transferred over the call circuit connection;

5 disconnecting the radio and PLMN portions of the call circuit connection in response to detection of the idle condition;

receiving a request for reestablishing a call circuit connection; and

reestablishing the radio and PLMN portions of the call circuit connection with the modem portion in response to the request.

10

16. The method of Claim 15 wherein the step of monitoring further includes the step of monitoring ARQ frames for an indication of the idle condition.

15 17. The method of Claim 15 wherein the step of monitoring further includes the step of monitoring for an absence of ARQ frames for an indication of the idle condition.

18. The method of Claim 15 wherein the step of disconnecting further includes the step of storing identifying data associated with the call circuit connection.

20

19. The method of Claim 18 wherein the step of reestablishing further included the steps of:

determining if the call circuit connection request is to the remote application host associated with the stored identifying data;

-14-

reestablishing the radio and PLMN portions of the call circuit connection with the modem portion of the call circuit connection to reconnect the call circuit connection if the request is to the remote application host; and

reestablishing a new call circuit connection if the request is to a new
5 remote location.

20. The method of Claim 15 further including the step of disconnecting the modem portion upon continuation of the idle condition and expiration of a preselected time-out period.

10

21. The method of Claim 15 further including the step of disconnecting the modem portion in response to a need for system resources utilized by the second segment.

15 22. A system for providing a call circuit connection between a mobile station and a remote application host, comprising:

a base station for establishing a radio link portion of the call circuit connection with the mobile station;

a mobile switching center for establishing a first connection with the
20 base station and for establishing a second connection with the remote application host;

an interworking function for establishing a third connection with the mobile switching center to enable data transfer between the mobile switching center and the remote application host; and

-15-

means for disconnecting the radio link connection, the first connection and the third connection in response to detection of an idle condition within the call circuit connection and for reconnecting the radio link connection, the first connection and the third connection in response to a reconnection request.

5

23. The system of Claim 22 wherein the mobile switching center further including means for storing identifying data associated with the call circuit connection.

24. The method of Claim 23 wherein the identifying data includes at least one of the following: a calling MSI/MSN, called party number, and interworking unit line identifier.

10

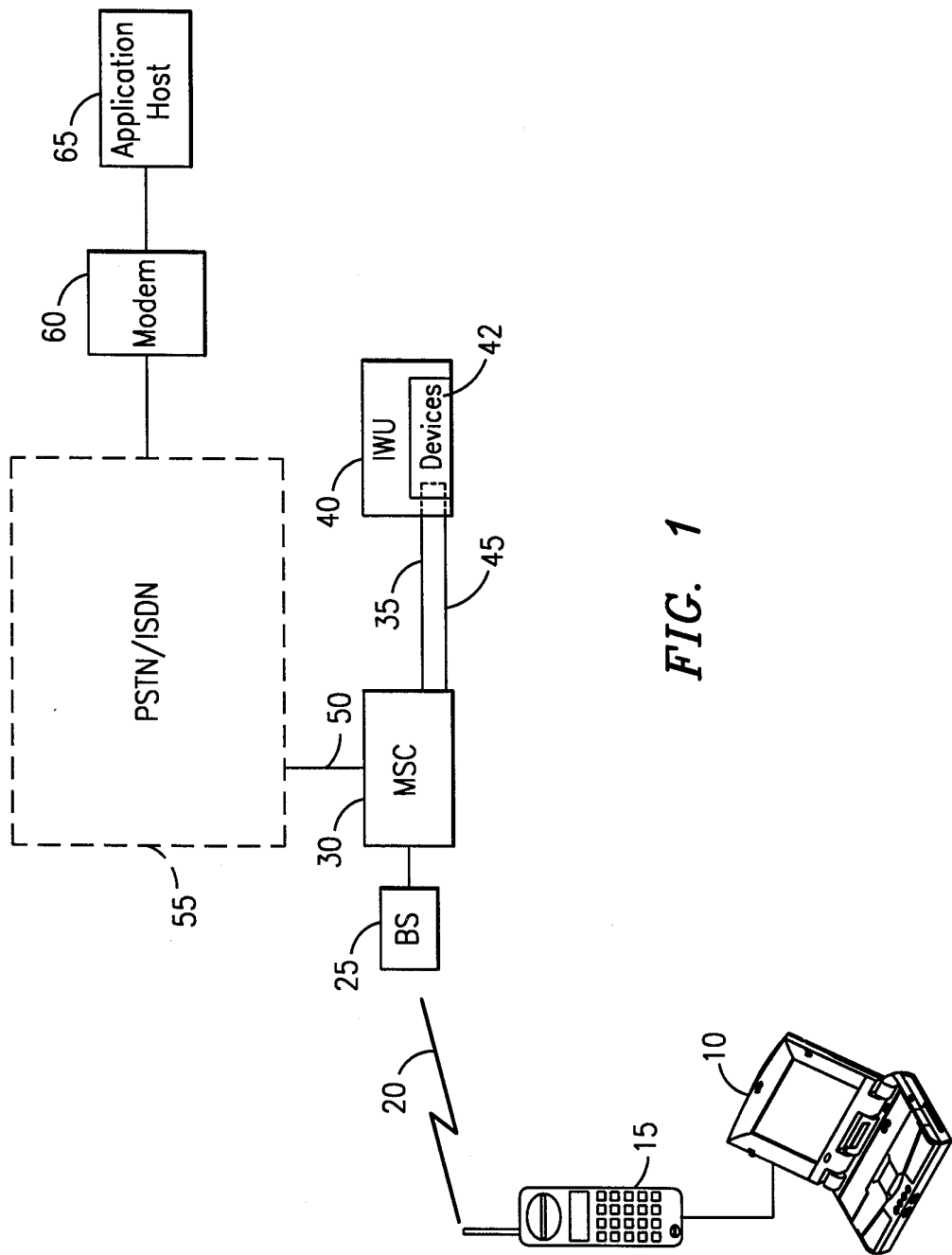


FIG. 1

2/4

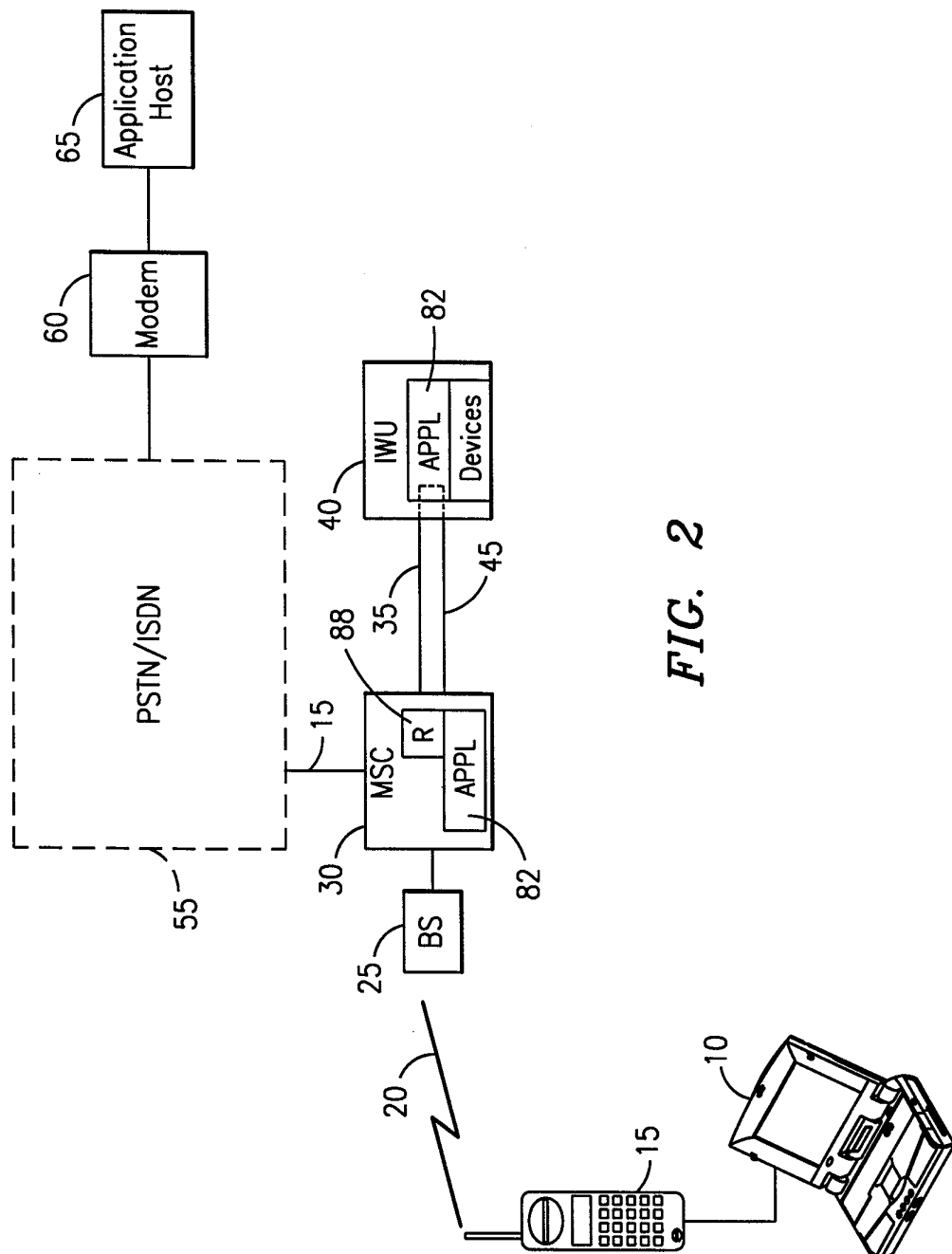
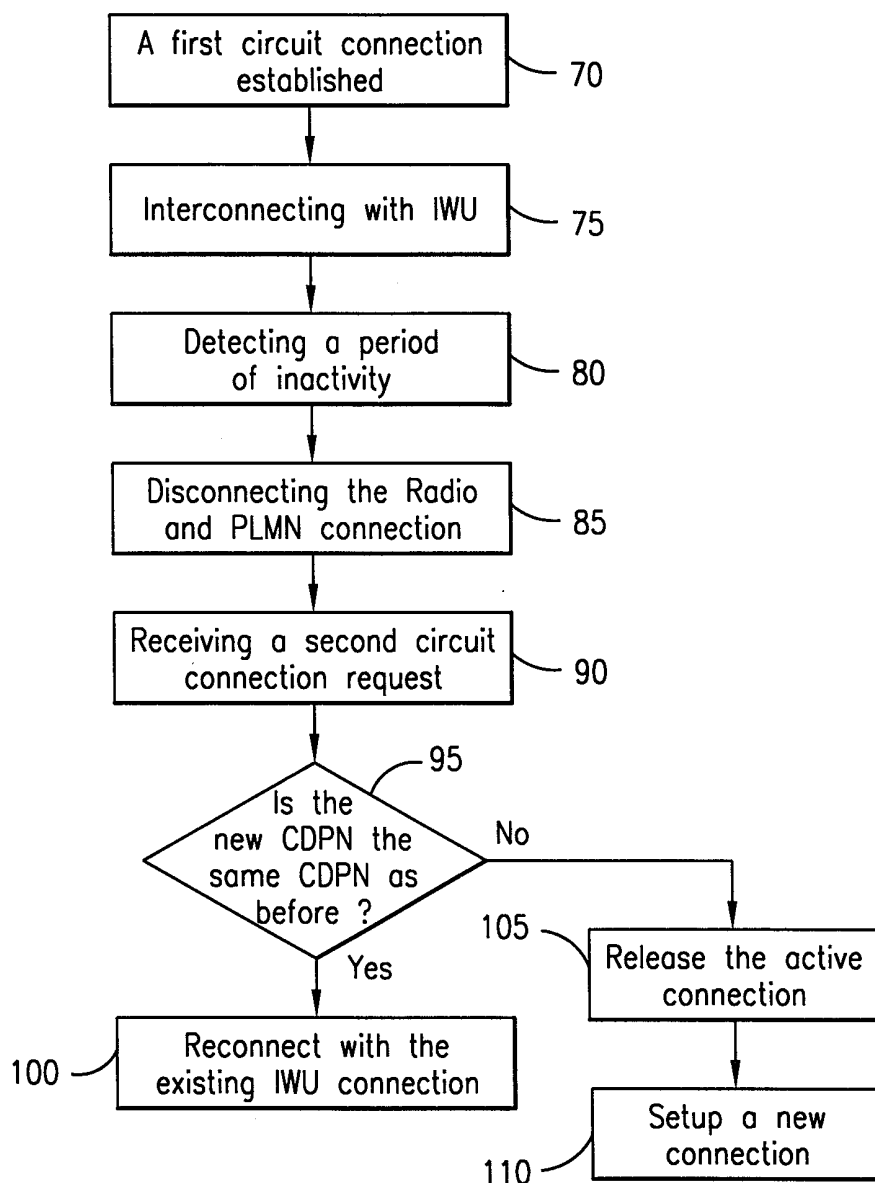
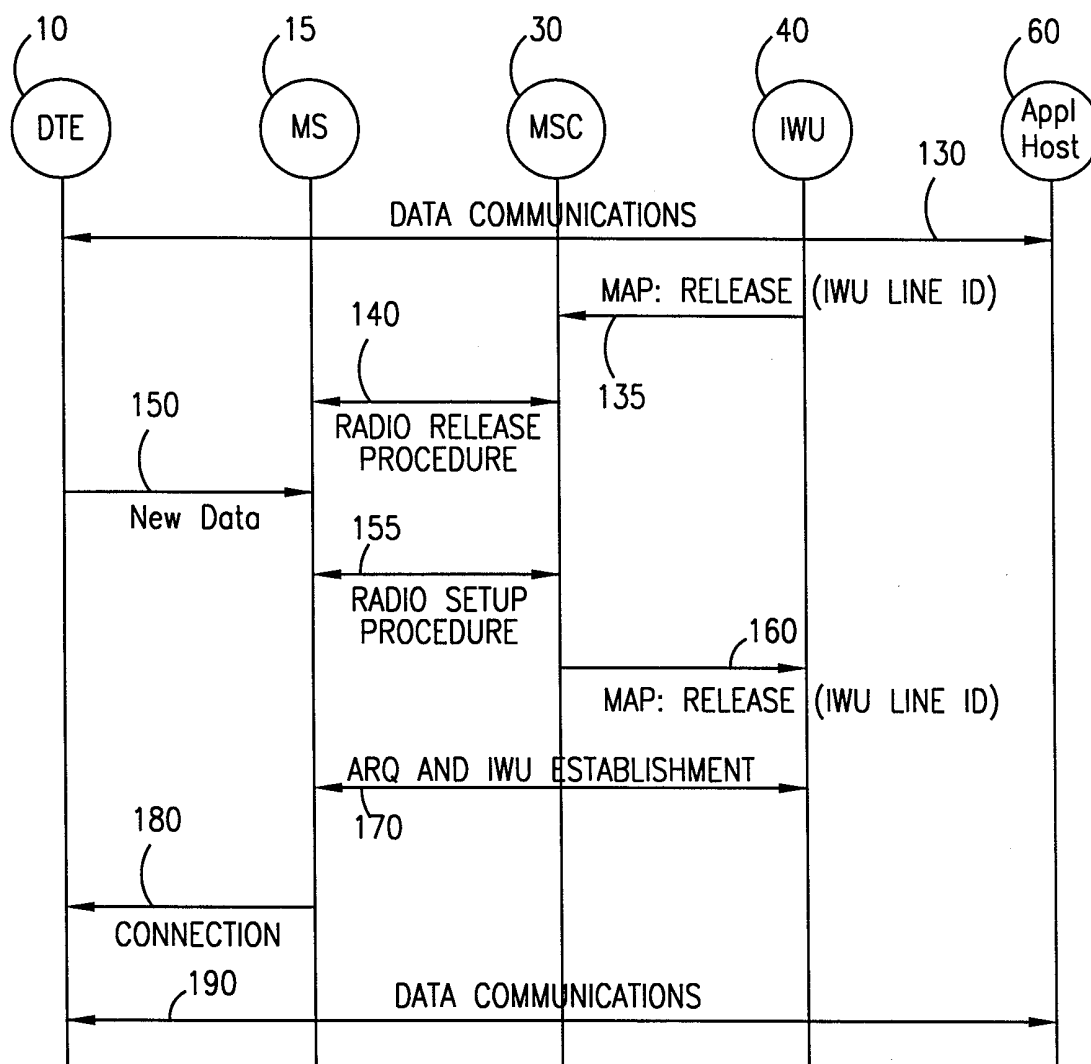


FIG. 2

3/4

**FIG. 3**

4/4

**FIG. 4**

INTERNATIONAL SEARCH REPORT

International Application No

PCT/SE 98/01724

A. CLASSIFICATION OF SUBJECT MATTER

IPC 6 H04Q7/22

According to International Patent Classification (IPC) or to both national classification and IPC

B. FIELDS SEARCHED

Minimum documentation searched (classification system followed by classification symbols)

IPC 6 H04Q

Documentation searched other than minimum documentation to the extent that such documents are included in the fields searched

Electronic data base consulted during the international search (name of data base and, where practical, search terms used)

C. DOCUMENTS CONSIDERED TO BE RELEVANT

Category *	Citation of document, with indication, where appropriate, of the relevant passages	Relevant to claim No.
X	US 4 837 800 A (FREEBURG THOMAS A ET AL) 6 June 1989	1-3,6, 8-11, 13-15, 18-24
Y	see column 3, line 39 - column 5, line 18 see column 5, line 56 - column 8, line 56 ---	12
X	WO 95 08900 A (NOKIA TELECOMMUNICATIONS OY ;WARSTA MARKUS (FI); JOKIAHO TIMO (FI)) 30 March 1995	1-3,6,7, 13-15,22
Y	see page 4, line 8 - page 5, line 25 see page 6, line 35 - page 8, line 11 see page 9, line 2 - page 12, line 4 ---	12
X	EP 0 789 499 A (TELIA AB) 13 August 1997 see the whole document --- -/--	1,2,13



Further documents are listed in the continuation of box C.



Patent family members are listed in annex.

* Special categories of cited documents :

"A" document defining the general state of the art which is not considered to be of particular relevance

"E" earlier document but published on or after the international filing date

"L" document which may throw doubts on priority claim(s) or which is cited to establish the publication date of another citation or other special reason (as specified)

"O" document referring to an oral disclosure, use, exhibition or other means

"P" document published prior to the international filing date but later than the priority date claimed

"T" later document published after the international filing date or priority date and not in conflict with the application but cited to understand the principle or theory underlying the invention

"X" document of particular relevance; the claimed invention cannot be considered novel or cannot be considered to involve an inventive step when the document is taken alone

"Y" document of particular relevance; the claimed invention cannot be considered to involve an inventive step when the document is combined with one or more other such documents, such combination being obvious to a person skilled in the art.

"&" document member of the same patent family

Date of the actual completion of the international search

2 December 1998

Date of mailing of the international search report

09/12/1998

Name and mailing address of the ISA

European Patent Office, P.B. 5818 Patentlaan 2
NL - 2280 HV Rijswijk
Tel. (+31-70) 340-2040, Tx. 31 651 epo nl,
Fax: (+31-70) 340-3016

Authorized officer

Roberti, V

INTERNATIONAL SEARCH REPORT

In ternational Application No

PCT/SE 98/01724

C.(Continuation) DOCUMENTS CONSIDERED TO BE RELEVANT

Category	Citation of document, with indication, where appropriate, of the relevant passages	Relevant to claim No.
A	US 5 526 399 A (KAMEDA MIHO) 11 June 1996 see the whole document ---	1,4,5, 15-17
A	MICHEL MOULY ET AL: "NETWORKING FOR SUPPLEMENTARY SERVICES - SHORT MESSAGES" GSM SYSTEM FOR MOBILE COMMUNICATIONS, 1993, pages 299-305, 556 - 563, XP002069784 MOULY M; PAUTET M-B see page 557, line 17 - page 558, line 7 see page 560, line 1 - page 563, line 13 -----	1,7-9,12

INTERNATIONAL SEARCH REPORT

Information on patent family members

In. ational Application No

PCT/SE 98/01724

Patent document cited in search report		Publication date	Patent family member(s)	Publication date
US 4837800	A	06-06-1989	AT 127994 T	15-09-1995
			CA 1281078 A	05-03-1991
			DE 68924187 D	19-10-1995
			DE 68924187 T	02-05-1996
			EP 0332825 A	20-09-1989
			FI 891275 A,B,	19-09-1989
			JP 1274523 A	02-11-1989
			JP 2043652 C	09-04-1996
			JP 7071335 B	31-07-1995

WO 9508900	A	30-03-1995	FI 934115 A	21-03-1995
			AU 678534 B	29-05-1997
			AU 7658694 A	10-04-1995
			CN 1133666 A	16-10-1996
			EP 0720806 A	10-07-1996
			JP 9505951 T	10-06-1997

EP 0789499	A	13-08-1997	NO 970562 A	13-08-1997
			SE 9600499 A	13-08-1997

US 5526399	A	11-06-1996	JP 2503888 B	05-06-1996
			JP 7067175 A	10-03-1995
