

United States Patent [19]

Shea et al.

[11] Des. 245,789

[45] ** Sept. 13, 1977

[54] BONE DRILL

[76] Inventors: **John J. Shea; Harry Phillips**, both of
P.O. Box 4049, Memphis, Tenn.
38104

[**] Term: **14 Years**

[21] Appl. No.: **628,941**

[22] Filed: **Nov. 5, 1975**

[51] Int. Cl. **D24-02**
[52] U.S. Cl. **D24/28**
[58] Field of Search **D83/12 R; 32/26, DIG. 8;**
128/305, 312; 279/66, 51; D24/28; D8/61, 68

[56]

References Cited

U.S. PATENT DOCUMENTS

3,712,386	1/1973	Peters	128/305
3,803,716	4/1974	Garnier	32/26
3,937,222	2/1976	Banko	128/305
D. 215,678	10/1969	Hall	D83/12 R

Primary Examiner—Bernard Ansher
Attorney, Agent, or Firm—James H. Littlepage

[57]

CLAIM

The ornamental design for a bone drill, as shown and described.

DESCRIPTION

FIG. 1 is a top plan view of a bone drill, showing my new design;
FIG. 2 is a bottom plan view;
FIG. 3 is a side elevational;
FIG. 4 is a right end view; and,
FIG. 5 is a left end view.
The broken lines are shown for illustrative purposes only.

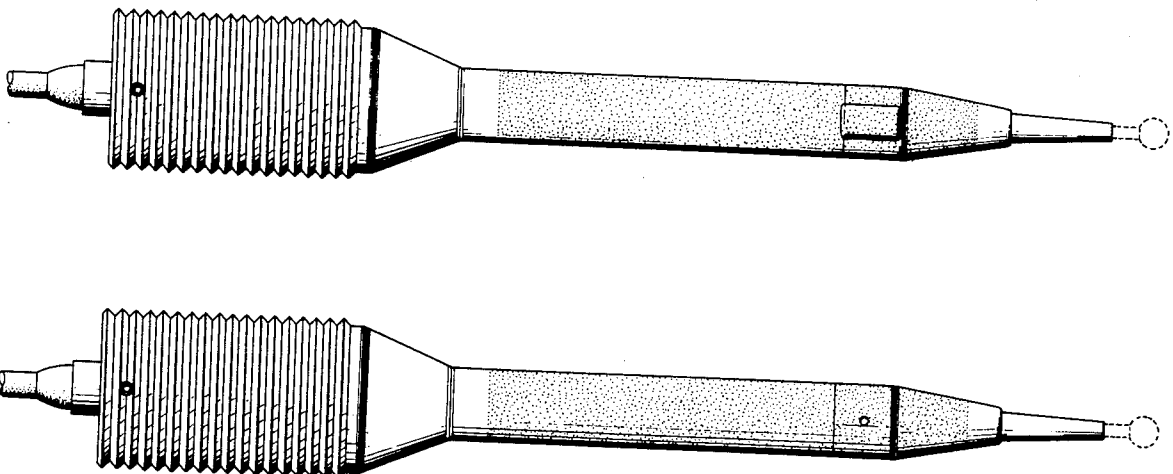


FIG. 1

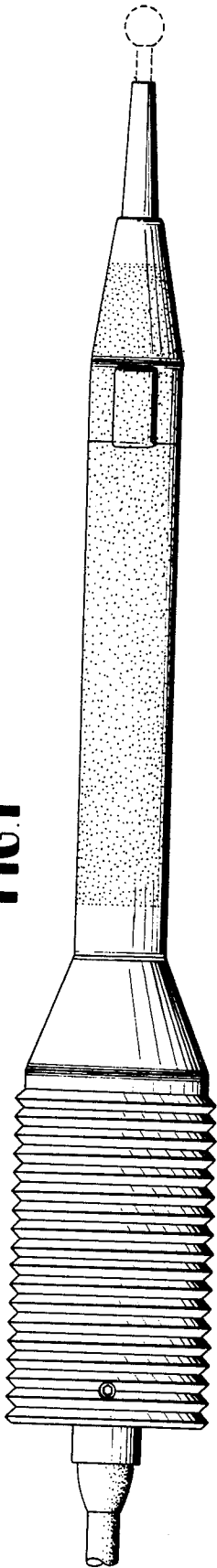


FIG. 4

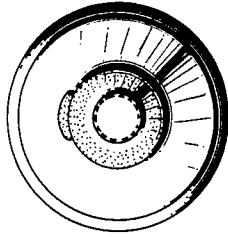


FIG. 2

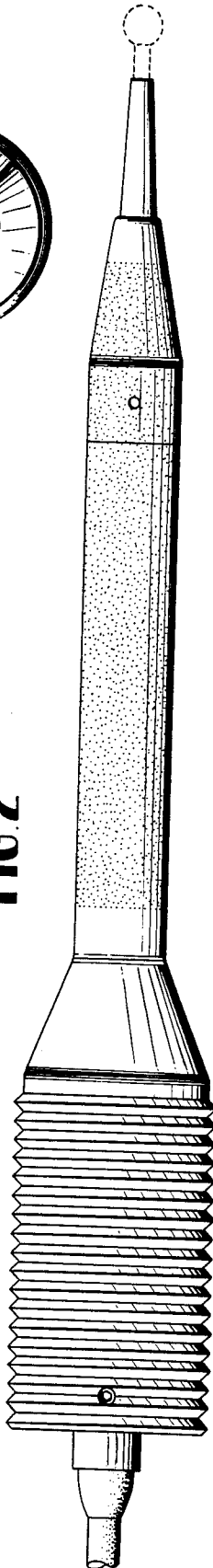


FIG. 5

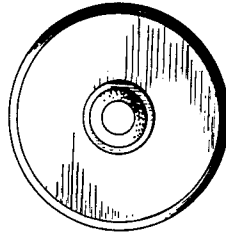


FIG. 3

