



US00D334263S

United States Patent [19]

[11] Patent Number: **Des. 334,263**

Torres

[45] Date of Patent: **** Mar. 23, 1993**

[54] **COMBINED WRINGER LEVER WITH CONNECTING RODS AND HOUSING FOR A ROLLER SPONGE MOP**

2,651,069	9/1953	Hoffman	15/119 A
2,762,070	11/1956	Tingley	15/119 A
3,345,667	10/1967	Blum	15/119 A
4,481,688	11/1984	Graham	15/119 A

[75] Inventor: **Bonifacio Torres, Matteson, Ill.**

FOREIGN PATENT DOCUMENTS

[73] Assignee: **M. B. Walton, Inc., Chicago, Ill.**

2200537 8/1988 United Kingdom 15/119 R

[**] Term: **14 Years**

Primary Examiner—Wallace R. Burke

[21] Appl. No.: **742,581**

Assistant Examiner—Lavone D. Tabor

[22] Filed: **Aug. 7, 1991**

Attorney, Agent, or Firm—Leydig, Voit & Mayer

[57] CLAIM

Related U.S. Application Data

[63] Continuation of Ser. No. 258,721, Dec. 22, 1988, abandoned.

The ornamental design for a combined wringer lever with connecting rods and housing for a roller sponge mop, as shown and described.

[52] U.S. Cl. **D32/44**

DESCRIPTION

[58] Field of Search D32/35, 40, 42, 44-45, D32/50-52; 15/115, 116.1-116.2, 119 R, 119 A, 120 A, 244.1-244.4; D8/14; D23/231

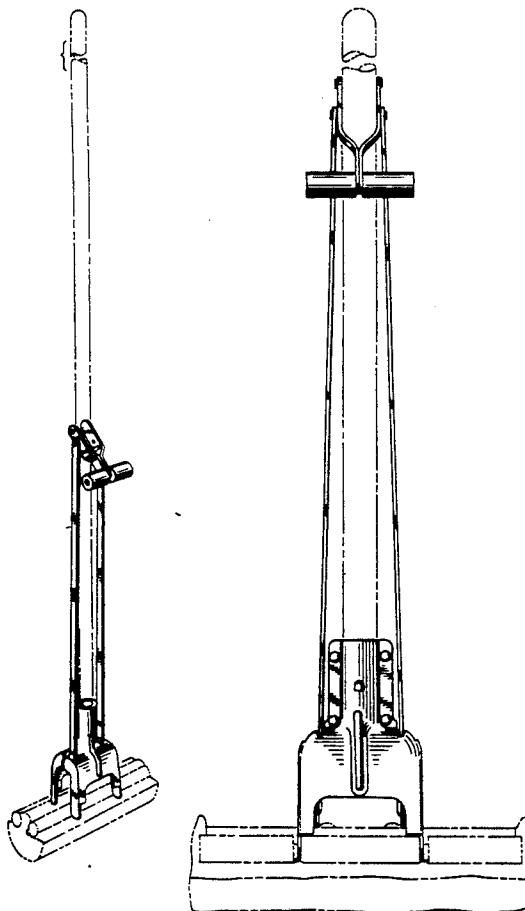
FIG. 1 is a perspective view of a combined wringer lever with connecting rods and housing for a roller sponger mop showing my new design; FIG. 2 is a front elevational view thereof; FIG. 3 is a side elevational view thereof; and, FIG. 4 is a rear elevational view thereof.

[56] References Cited

U.S. PATENT DOCUMENTS

D. 134,566	12/1942	Baker	D23/231
D. 294,427	3/1988	Pastorok	D8/14
D. 295,912	5/1988	Jones et al.	D32/44
D. 295,913	5/1988	Jones et al.	D32/44

The broken line showing of a mop handle, sponge backing member, roller assembly, and sponge is for illustrative purposes only and forms no part of the claimed design.



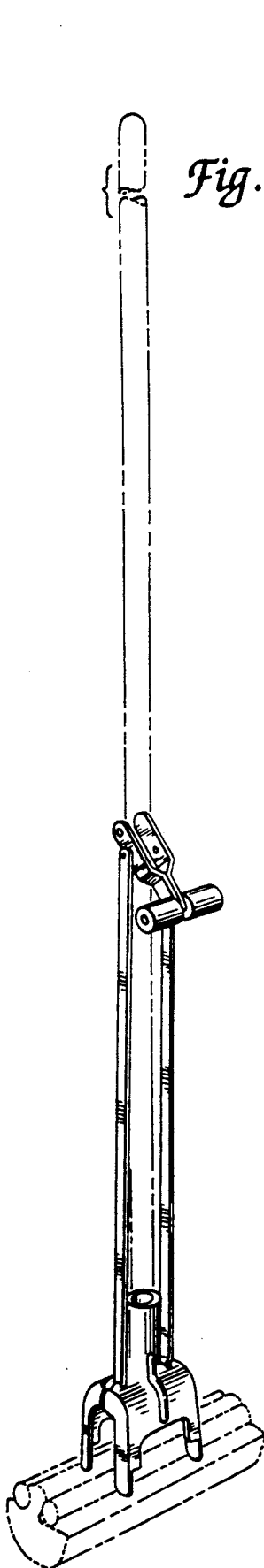


Fig. 1

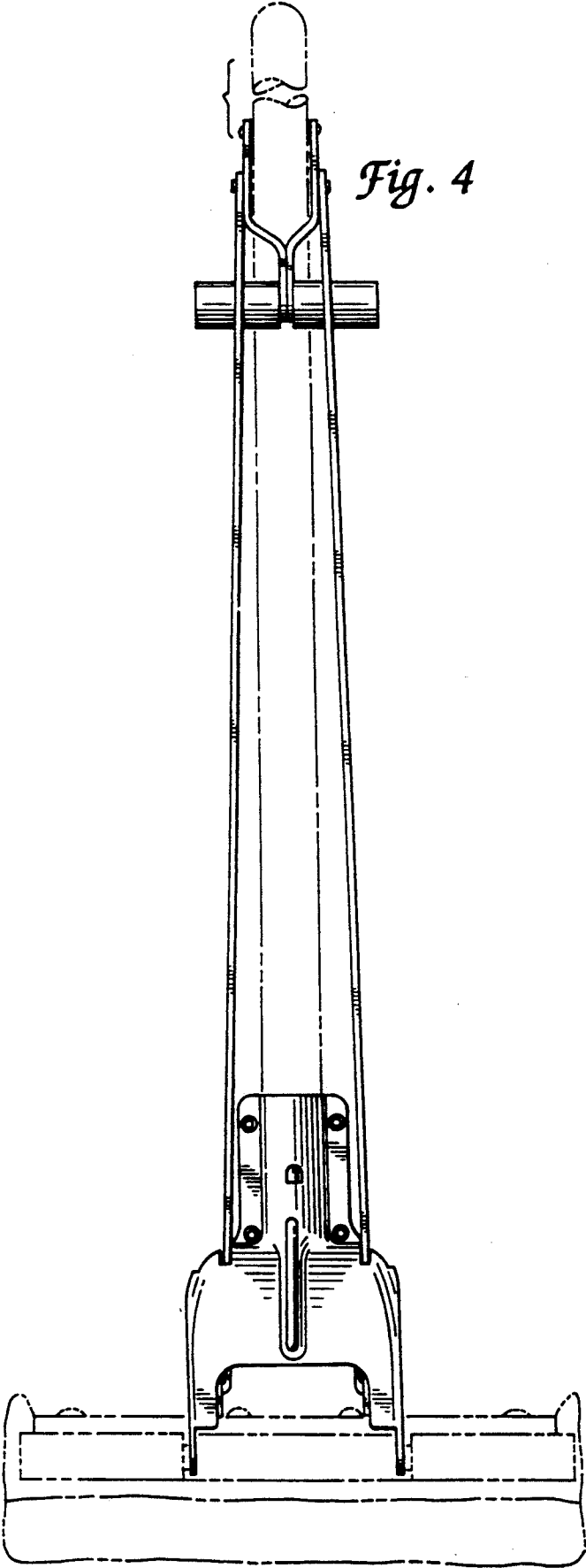


Fig. 4

Fig. 2

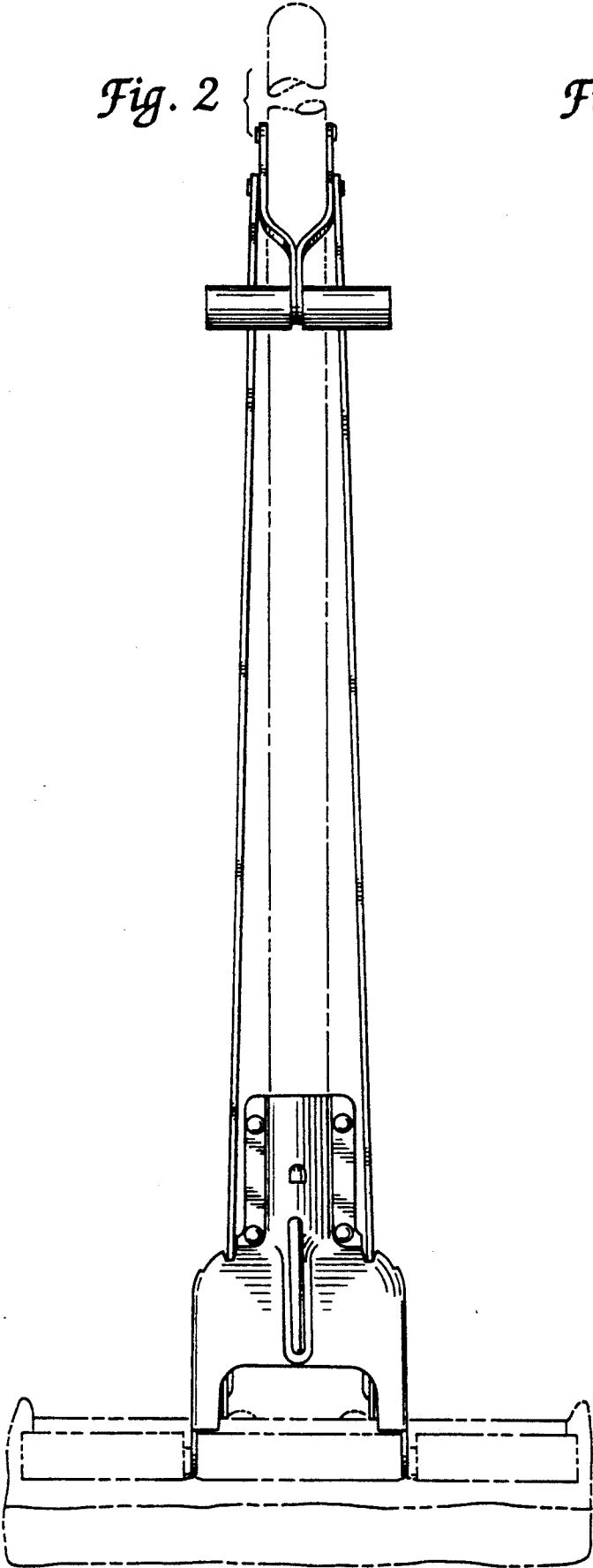


Fig. 3

