

(12) INTERNATIONAL APPLICATION PUBLISHED UNDER THE PATENT COOPERATION TREATY (PCT)

(19) World Intellectual Property Organization
International Bureau



(43) International Publication Date
10 May 2001 (10.05.2001)

PCT

(10) International Publication Number
WO 01/32789 A1

- (51) International Patent Classification⁷: C09D 11/00, 11/10
- (21) International Application Number: PCT/US00/05101
- (22) International Filing Date: 25 February 2000 (25.02.2000)
- (25) Filing Language: English
- (26) Publication Language: English
- (30) Priority Data:
09/430,913 1 November 1999 (01.11.1999) US
- (71) Applicant: 3M INNOVATIVE PROPERTIES COMPANY [US/US]; 3M Center, Post Office Box 33427, Saint Paul, MN 55133-3427 (US).
- (72) Inventors: WU, Dong; Post Office Box 33427, Saint Paul, MN 55133-3427 (US). LIU, Junkang; Post Office Box 33427, Saint Paul, MN 55133-3427 (US). DENNISON, Kathleen, A.; Post Office Box 33427, Saint Paul, MN 55133-3427 (US).
- (74) Agents: BARDELL, Scott, A. et al.; Office Of Intellectual Property Counsel, Post Office Box 33427, Saint Paul, MN 55133-3427 (US).
- (81) Designated States (*national*): AE, AL, AM, AT, AT (utility model), AU, AZ, BA, BB, BG, BR, BY, CA, CH, CN, CR, CU, CZ, CZ (utility model), DE, DE (utility model), DK, DK (utility model), DM, EE, EE (utility model), ES, FI, FI (utility model), GB, GD, GE, GH, GM, HR, HU, ID, IL, IN, IS, JP, KE, KG, KP, KR, KR (utility model), KZ, LC, LK, LR, LS, LT, LU, LV, MA, MD, MG, MK, MN, MW, MX, NO, NZ, PL, PT, RO, RU, SD, SE, SG, SI, SK, SK (utility model), SL, TJ, TM, TR, TT, TZ, UA, UG, UZ, VN, YU, ZA, ZW.
- (84) Designated States (*regional*): ARIPO patent (GH, GM, KE, LS, MW, SD, SL, SZ, TZ, UG, ZW), Eurasian patent (AM, AZ, BY, KG, KZ, MD, RU, TJ, TM), European patent (AT, BE, CH, CY, DE, DK, ES, FI, FR, GB, GR, IE, IT, LU, MC, NL, PT, SE), OAPI patent (BF, BJ, CF, CG, CI, CM, GA, GN, GW, ML, MR, NE, SN, TD, TG).

Published:

— *With international search report.*

For two-letter codes and other abbreviations, refer to the "Guidance Notes on Codes and Abbreviations" appearing at the beginning of each regular issue of the PCT Gazette.



WO 01/32789 A1

(54) Title: CURABLE INKJET PRINTABLE INK COMPOSITIONS

(57) Abstract: The invention provides curable ink compositions that are inkjet printable and that adhere to a variety of substrates, for example, glass and polymer. The ink compositions of the invention can be formulated so to provide cured inks that are very flexible or very rigid depending upon the desired application. The invention provides a cure-on-demand curable ink composition comprising a homogeneous mixture of at least one of: (a) a compound having 2 reactive silyl groups, and (b) a compound having at least 3 reactive silyl groups; acid generating catalyst; and pigment or pigment chip. The invention also provides methods of making and using the ink compositions and imaged articles.

CURABLE INKJET PRINTABLE INK COMPOSITIONS

Field of the Invention

5 This invention relates to moisture curable ink compositions, particularly to those having reactive silyl functionality and their use.

Background of the Invention

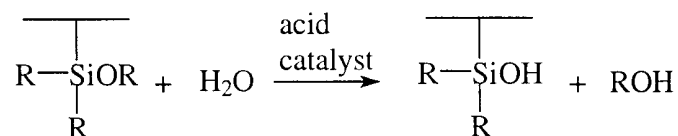
10 Moisture-curable compositions cure in the presence of moisture to form crosslinked materials. The moisture is typically obtained from the atmosphere or from a substrate to which the composition has been applied, although it may be added to the composition.

15 Most moisture-curable compositions are based on isocyanate containing compounds. However, these compositions have well known disadvantages. Other moisture-curable compositions comprise polymers having groups (for example, alkoxy-

20 alkoxy- or acyloxy-silyl moieties) that react in the presence of moisture to form cured (that is, crosslinked) materials. Moisture-curable compositions comprising alkoxy- or acyloxy-silyl functionality typically cure in two reactions. In the first reaction, the alkoxy- or acyloxy-silyl groups hydrolyze in the presence of moisture and a catalyst to form compounds having silanol groups. In the second reaction, the silanol groups condense with other silanol, alkoxy- or acyloxy-silyl groups in the presence of a catalyst to form -Si-O-Si- linkages. The two reactions occur essentially simultaneously upon generation of the silanol-functional compound. Commonly used catalysts for the two reactions include Brønsted and Lewis acids. A single material may catalyze both

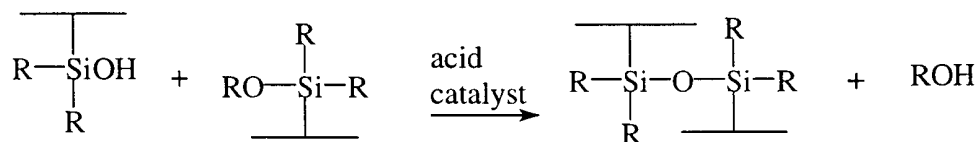
25 reactions.

 The hydrolysis reaction is schematically illustrated below for a polymer having alkoxy-silyl groups:



The resulting silanol (SiOH) groups are not stable in the presence of the acid catalyst and immediately condense with other silanol or alkoxy-silyl group to form -Si-O-Si- linkages as shown below schematically for the condensation reaction of a silanol-functional compound and an alkoxy-silyl-functional compound:

5



Preferably, the hydrolysis and condensation reactions proceed quickly once the moisture-curable composition has been applied, for example, to a substrate.

Such compositions have been described as being useful as adhesives, sealants, and coatings.

Some known silane ink compositions contain an acid or a base added as catalysts in the ink binder. Such inks tend to have short pot-lives. The shelf life of such ink compositions is dependent upon the concentration of hydrolyzible silane compounds so the inks typically contain large amounts of solvents or water. Attempts to increase the shelf life of such inks include first hydrolyzing and condensing the alkoxy-silyl compounds under controlled conditions and then use the reaction product as part of the ink binder.

Other curable siloxane ink compositions do not contain a catalyst, in some instances, to increase that storage stability of the ink. These inks require that they be heated to 150-200 °C for 5-10 minutes to accelerate the hydrolysis reaction or that they are reacted very slowly at controlled temperature and humidity. Inks that require heating are not suitable for use on substrates that have a relatively low melting point or are easily distorted with heat. And, such slow curing will affect the printing resolution, due to uncontrolled spread of the drops, and color bleeding.

Most curable inks are based on acrylate and epoxy chemistries. The acrylate based inks cure rapidly by free-radical reaction and have good weatherability. However, the acrylate-based inks also typically suffer from oxygen inhibition during cure and surface shrinkage that can contribute to low gloss.

Epoxy-based inks have less shrinkage than acrylate-based inks, provide good adhesion, and have no oxygen inhibition during cure. However, epoxy-based inks

typically provide poor weatherability and may have relatively slow cationic reaction rates as compared to free radical reaction rates.

Summary of the Invention

5 The invention provides curable ink compositions that are inkjet printable and that adhere to a variety of substrates, for example, glass and polymer. “Curable” means that either reactive silyl groups hydrolyze in the presence of moisture to form compounds having silanol groups that react in the presence of an activated catalyst to form –Si-O-Si- linkages or silanol groups react in the presence of an activated catalyst to form –Si-O-Si-
10 linkages.

 The ink compositions of the invention can be formulated so as to provide cured inks that are very flexible, that is, polydimethylsiloxane, or very rigid, that is, silicate, depending upon the desired application. The curable ink compositions are also shelf stable and are cured-on-demand in that they may be cured rapidly at a predetermined time.

15 “Shelf stable” means that the compositions are stable in a light protected container for at least 3 weeks and preferably for at least 6 months. The ink compositions of the invention also provide inks having high gloss and transparency. The ink compositions of the invention also are not required to be diluted with water or solvent in order to be stable.

 In one aspect, the invention provides a cure-on-demand curable ink composition
20 comprising a homogeneous mixture of at least one of: (a) a compound having 2 reactive silyl groups, and (b) a compound having at least 3 reactive silyl groups; acid generating catalyst; and pigment or pigment chip. The acid generating catalyst may be activated (liberate a Brønsted or Lewis acid) by heat or irradiating the composition with, for example, ultraviolet, visible light, electron beam, or microwave radiation.

25 In another aspect, the invention provides inks that are ink-jet printable.

 In another aspect, the invention provides imaged ceramic articles comprising a cured ink composition of the invention on a ceramic substrate.

 In another aspect, the invention provides a method of making a cure-on-demand curable ink composition comprising the steps of:

30 sequentially combining a compound having at least 3 reactive silyl groups, pigment chip, and acid generating catalyst with constant mixing.

In another aspect, the invention provides a method of forming an imaged article comprising the step of inkjet printing a moisture curable ink composition of the invention onto a substrate.

In another aspect, the invention provides a cure-on-demand curable composition for overprinting images comprising a homogeneous mixture of at least one of: (a) a compound having 2 reactive silyl groups, and (b) a compound having at least 3 reactive silyl groups; and acid generating catalyst.

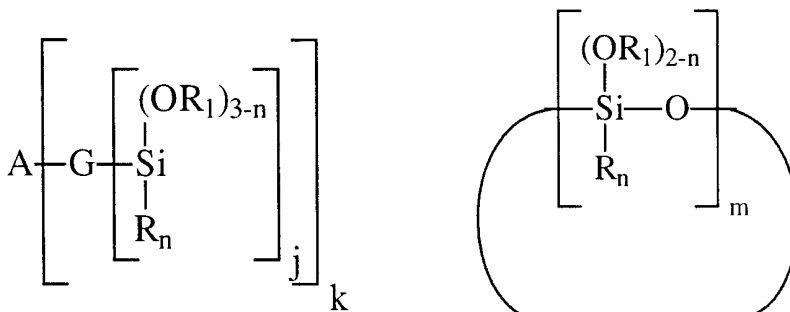
The curable ink compositions of the invention can be formulated to have excellent adhesion to a variety of substrates, for example, those of polymethylmethacrylate (PMMA), silicone rubber, ceramics, and glass. The ink compositions of the invention also cure rapidly at room temperature and are expected to have excellent outdoor weatherability due to their inorganic backbone.

Detailed Description of the Invention

Reactive silyl functional compounds

The curable ink compositions of the invention contain at least one of 1) a compound having at least two reactive silyl groups per molecule, typically a silicon atom bonded to either two hydroxysilyl groups or two alkoxysilyl groups and 2) a compound having at least 3 reactive silyl groups per molecule. The ink compositions of the invention also may contain a mixture of compounds from both of the above classes of compounds.

Reactive silyl functional compounds useful in the invention can incorporate a wide variety of backbones to support the reactive silyl groups and, as a result, such compounds may be generally represented by the following structures:



Structure 1

Structure 2

wherein,

A is a k-valent group which may be selected from, for example, a chemical bond (that is, no atoms); alkyl groups (preferably having 1 to 30, more preferably, 12 to 20 carbon atoms); cycloalkyl groups (preferably having 3 to 30, more preferably, 6 to 10 carbon atoms), aryl groups (preferably having from 6 to about 30 carbon atoms); a chalcogen (group VIb elements), such as oxygen, sulfur, etc., and polymeric radicals which may be of linear, branched, block, or graft construction. Non-limiting examples of suitable polymeric groups include polysiloxanes, polyacrylates, polyamides, polyolefins, polyethers, polyesters, polyurethanes and polyphosphazenes, as well as derivatives and combinations thereof. The polymeric groups may be hydroxy-(to form a silanol), acyloxy-, or alkoxy-terminated or may have pendent silanol, acyloxysilyl, or alkoxysilyl groups.

Each G independently represents an optional multi-valent group having a valence of at least 2. Non-limiting examples of G include $-\text{Si}(\text{OR})_x-$ wherein $x=0-2$, hydrocarbon diyls and oxydiyls, particularly alkanediyls and oxydiyls, such as methylenediyl, ethylenediyl, 1,3-propanediyl, 1,5-pentane-diyl, 2-oxo-propanediyl, phenylene (an arenediyl); chalcogens, such as oxygen, sulfur, etc.; hydrocarbon triyls, such as, for example, pentaerythritoltriyl; and the like. The exact nature of G is not critical so long as it does not contain groups that inhibit the condensation cure of alkoxy- or hydroxysilyl groups.

Each R^1 independently represents hydrogen, an alkyl group (preferably having 1 to 30, more preferably, 1 to 4 carbon atoms), a cycloalkyl group (preferably having 3 to 30, more preferably, 6 to 10 carbon atoms), an alkanoyl group (preferably having 2 to 30, more preferably, 2 to 4 carbon atoms), or an aroyl group (preferably having from 7 to about 30 carbon atoms).

Each R independently represents hydrogen, an alkyl group (preferably having 1 to 30, more preferably, 1 to 10 carbon atoms), a cycloalkyl group (preferably having 3 to 30, more preferably, 6 to 10 carbon atoms), an alkanoyl group (preferably having 2 to 30, more preferably, 2 to 10 carbon atoms), or an aroyl group (preferably having from 7 to about 30 carbon atoms).

Each n is either 0, 1, or 2 with the proviso that compounds from either Structure 1 or Structure 2 above have at least two reactive silyl groups; each j independently represents 0 or an integer greater than or equal to 1; k represents an integer greater than or equal to 1; and m represents an integer greater than or equal to 3.

As is well understood in this area, substitution is not only tolerated, but also is often advisable and substitution is anticipated on the compounds used in the present invention. As a means of simplifying the discussion and recitation of certain substituent groups, the terms "group" and "moiety" are used to differentiate between those chemical species that may be substituted and those which may not be so substituted. Thus, when the term "group" or "aryl group" is used to describe a substituent, that substituent includes the use of additional substituents beyond the literal definition of the basic group. Where the term "moiety" is used to describe a substituent, only the unsubstituted group is intended to be included. For example, the phrase, "alkyl group" is intended to include not only pure hydrocarbon alkyl chains, such as methyl, ethyl, propyl, t-butyl, cyclohexyl, iso-octyl, octadecyl and the like, but also alkyl chains bearing substituents known in the art, such as hydroxyl, alkoxy, phenyl, halogen atoms (F, Cl, Br, and I), cyano, nitro, carboxy, etc. For example, alkyl group includes ether groups (for example, CH₂ CH₂ CH₂ --O--), haloalkyls, nitroalkyls, carboxyalkyls, hydroxyalkyls, sulfoalkyls, etc.

On the other hand, the phrase "alkyl moiety" is limited to the inclusion of only pure hydrocarbon alkyl chains, such as methyl, ethyl, propyl, t-butyl, iso-octyl, octadecyl, and the like. Substituents that react with active ingredients, such as very strongly electrophilic or oxidizing substituents, or basic materials that would substantially interfere with the cationic curing catalyst (for example, tertiary amines, etc.) would of course be excluded by the ordinarily skilled artisan as not being inert or harmless.

As noted above, preferred groups for radical A include silanol- or alkoxy-terminated polysiloxanes, polyacrylates, polyolefins and polyethers.

1. Difunctional Silane Compounds

The compositions of the invention can contain at least one difunctional silane compound, for example, having either two silanol groups or two alkoxy groups per molecule. These compounds provide a polymer backbone and adjust crosslink density of the cured inks.

Nonlimiting, specific examples of compounds described above include hydroxy and/or alkoxy terminated polydimethylsiloxanes having a molecular weight of 400 to 150,000; hydroxy and/or alkoxy terminated diphenylsiloxane-dimethylsiloxane

copolymers; hydroxy and/or alkoxy terminated polydiphenylsiloxanes; hydroxysilyl and/or alkoxysilyl terminated polytrifluoropropylmethylsiloxanes, polyesters, polyurethanes, and polyacrylates; dialkyl- and substituted dialkyl- dialkoxysilanes, such as diethyldiethoxysilane, dimethyldimethoxysilane, diethyldiethoxysilane, diisobutyldimethoxysilane, dimethyldiethoxysilane, diisopropyldimethoxysilane, bis(3-cyanopropyl)dimethoxysilane, (2-chloroethyl)methyldimethoxysilane, chloromethylmethyldiethoxysilane, (2-chloroethyl)methyldiisopropoxysilane, (3-chloropropyl)methyldimethoxysilane, (3-cyanopropyl)methyldimethoxysilane, cyclohexylethyldimethoxysilane, dodecylmethyldiethoxysilane, isobutylmethyldimethoxysilane, 3-mercaptopropylmethyldimethoxysilane; mercaptomethylmethyldiethoxysilane, methacryloxypropylmethyldiethoxysilane, methacryloxypropylmethyldimethoxysilane, methyldiethoxysilane, methyldimethoxysilane, n-octadecylmethyldiethoxysilane; n-octylmethyldiethoxysilane, dicyclopentyldimethoxysilane, etc.; aryl and diaryl substituted alkoxy silanes, such as diphenyldimethoxysilane, phenyldiethoxysilane, phenylmethyldiethoxysilane, phenylmethyldimethoxysilane, etc.; hydroxysilyl and alkoxysilyl substituted arenes, such as 1,4-bis(hydroxydimethylsilyl)benzene, 1,3-bis(methoxydimethylsilyl)benzene, etc.; trialkylsilyl substituted alkoxy silanes, such as bis(trimethylsilylmethyl)dimethoxysilane, trimethylsilylmethyldimethoxysilane, etc.; cyclic alkoxy silanes, such as 1,1-diethoxy-1-silacyclopent-3-ene, etc.; acyloxy substituted silanes, such as dimethyldiacetoxysilane, vinylmethyldiacetoxysilane, diethylbenzoyloxyacetoxysilane, etc; geminal silanediols, such as diphenylsilanediol, dicyclohexylsilanediol, etc.; alkyl and/or aryl substituted cyclic siloxanes, such as 3-(3,3,3-trifluoropropyl)heptamethyltrisiloxane, hexamethyltrisiloxane, octamethyltetrasiloxane, etc.; alkenyl substituted alkoxy silanes, such as vinylmethyldiethoxysilane, vinylmethyldimethoxysilane, vinylphenyldiethoxysilane, and the like.

Presently preferred compounds having 2 reactive silyl groups are hydroxy terminated polydimethylsiloxanes and polydiethylsiloxanes (that is, having Si-OH terminal groups).

2. Silanes Having At Least 3 Reactive Silyl Groups

The compositions of the invention can contain at least one compound having at least 3 and preferably, from 4 to 6 reactive silyl groups per molecule. The reactive silyl groups can be, for example, alkoxy silyl or acyloxy silyl groups.

5 Nonlimiting, specific examples of compounds described above include trifunctional crosslinkers, such as, for example, isobutyltrimethoxysilane, methytriethoxysilane, methytrimethoxysilane, octyltriethoxysilane, propyltrimethoxysilane, phenyltrimethoxysilane, chloropropyltriethoxysilane, chloroproyltrimethoxysilane, mercaptopropyltrimethoxysilane, 10 glycidyoxypropyltrimethoxysilane, methacryloxypropyltrimethoxysilane, vinyltriethoxysilane, vinyltrimethoxysilane; tetrafunctional crosslinkers, such as, for example, tetramethoxysilane, tetraethoxysilane, 1,3-dimethyltetramethoxydisiloxane, 1,3-di-n-octyltetramethoxydisiloxane, 1,3-divinyltetraethoxydisiloxane, 1,1,3,3-tetraethoxy-1,3-dimethyldisiloxane, tetrakis(butoxyethoxyethoxy)silane, tetrakis(ethoxyethoxy)silane, 15 tetrakis(trimethylsiloxy)silane, tetrakis(2-ethylhexoxy)silane, tetrakis(2-methacryloxyethoxysilane), tetrakis(methoxyethoxyethoxy)silane, tetrakis(methoxyethoxy)silane, tetrakis(methoxypropoxy)silane, tetra-n-propoxysilane; higher functionality crosslinkers, such as bis[3-(methyldimethoxysilyl)propyl]-polypropylene oxide, bis(triethoxysilyl)ethane, bis(triethoxysilyl)ethylene, 20 bis(triethoxysilyl)methane, 1,9-bis(triethoxysilyl)nonane, bis(triethoxysilyl)1,7-octadiene, bis(triethoxysilyl)octane, bis[3-(triethoxysilyl)propyl]-tetrasulfide, bis(3-(triethoxysilyl)propyl)urea, bis(trimethoxysilyl)ethane, 1,4-bis(trimethoxysilyl)ethylbenzene, bis(trimethoxysilyl)hexane, bis(trimethylsiloxy)cyclobutene, di-t-butoxydiacetoxysilane, hexamethoxydisilane, 25 hexaethoxydisilane, tetraacetoxysilane, tetraallyloxysilane, tetra-n-butoxysilane, 1-(triethoxysilyl)-2-(diethoxymethylsilyl)ethane, and functional polymers, such as poly(diethoxysiloxane), diethoxysiloxane-s-butylaluminate copolymers, diethoxysiloxane-ethyltitanate copolymers, diethoxysiloxane-ethyl phosphate copolymers, and the like.

Presently preferred compounds having 3 or more reactive silane groups are 1,3- 30 dimethyltetramethoxydisiloxane, methacryloxypropyltrimethoxysilane, tetraethoxysilane,

1,3-dioctyltetramethoxydisiloxane, glycidoxypropyltrimethoxysilane, 3-bromopropyltrimethoxysilane, and dioctyltetraethoxydisiloxane.

Preferably, the reactive silyl functional groups are the only acid curable groups in the ink composition.

5

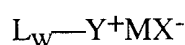
Acid Generating Catalysts

Upon activation, the acid generating catalyst liberates an acid that initiates and/or accelerates curing (that is, crosslinking) of the curable ink composition. In order to facilitate more rapid curing, the liberated acid preferably has a pKa of less than about 3, more preferably less than about 1. Activation may be accomplished by heat or irradiating the composition with, for example, ultraviolet, visible light, electron beam or microwave radiation. Moisture required for the initial hydrolysis reaction of the curing mechanism may be obtained from, for example, the substrate, the composition itself, or, most commonly, atmospheric humidity. The catalyst is typically present in an amount of about 15 0.5 to about 20 parts by weight, preferably from about 1 to about 10 parts by weight, more preferably from about 2 to about 7 parts by weight based on 100 parts by weight reactive silane functional compounds.

A variety of catalysts may be used in the practice of the invention except for those containing basic species, such as ammonium salts disclosed in U.S. Patent No. 5,286,815 that generate an amine that may inhibit the curing reaction of the cure-on-demand composition of this invention. Thus, catalysts of the present invention are substantially free of ammonium salts. Minor amounts of such salts may be tolerated without greatly affecting the cure rate. Particularly desired catalysts for use in this invention are those that are capable of releasing an acid upon exposure to ultraviolet or visible light or upon 25 exposure to electron beam irradiation. Preferably, the catalyst comprises an onium salt because of their capacity to simultaneously generate a strong acid and an energetic free radical when activated.

Onium salts suitable for use in the present invention are preferably sulfonium or iodonium salts having the following structure:

30



Structure 3

L is an aryl or substituted aryl group; w is an integer from 2 to 4; Y is sulfur or iodine; M is a Group III, IV, or V element from the Periodic Table of the Elements; and X is a sulfate, tosylate, alkylsulfonate, fluoroalkylsulfonate, fluoroalkyl, or a perfluorinated aryl group.

- 5 Examples of useful sulfonium salts include:
 triphenylsulfonium tetrafluoroborate;
 triphenylsulfonium tetrakis(pentafluorobenzyl)borate;
 methyldiphenylsulfonium tetrafluoroborate;
 methyldiphenylsulfonium tetrakis(pentafluorobenzyl)borate;
10 dimethylphenylsulfonium hexafluorophosphate;
 triphenylsulfonium hexafluorophosphate;
 triphenylsulfonium hexafluoroantimonate;
 diphenylnaphthylsulfonium hexafluoroarsenate;
 tritolsulfonium hexafluorophosphate;
15 anisylidiphenylsulfonium hexafluorantimonate;
 4-butoxyphenyldiphenylsulfonium tetrafluoroborate;
 4-butoxyphenyldiphenylsulfonium tetrakis(pentafluorobenzyl)borate;
 4-chlorophenyldiphenylsulfonium hexafluoroantimonate;
 tris(4-phenoxyphenyl)sulfonium hexafluorophosphate;
20 di(4-ethoxyphenyl)methylsulfonium hexafluoroarsenate;
 4-acetylphenyldiphenylsulfonium tetrafluoroborate;
 4-acetylphenyldiphenylsulfonium tetrakis(pentafluorobenzyl)borate;
 tris(4-thiomethoxyphenyl)sulfonium hexafluorophosphate;
 di(methoxysulfonylphenyl)methylsulfonium hexafluoroantimonate;
25 di(methoxynaphthyl)methylsulfonium tetrafluoroborate;
 di(methoxynaphthyl)methylsulfonium tetrakis(pentafluorobenzyl)borate;
 di(carbomethoxyphenyl)methylsulfonium hexafluorophosphate;
 (4-octyloxyphenyl)diphenylsulfonium tetrakis(3,5-bis-trifluoromethyl-
 phenyl)borate;
30 tris(dodecylphenyl)sulfonium tetrakis(3,5-bis-trifluoromethylphenyl)borate;
 4-acetamidophenyldiphenylsulfonium tetrafluoroborate;

4-acetamidophenyldiphenylsulfonium tetrakis(pentafluorobenzyl)borate;
 dimethylnaphthylsulfonium hexafluorophosphate;
 trifluoromethyldiphenylsulfonium tetrafluoroborate;
 trifluoromethyldiphenylsulfonium tetrakis(pentafluorobenzyl)borate;
 5 phenylmethylbenzylsulfonium hexafluorophosphate;
 10-methylphenoxathiinium hexafluorophosphate;
 5-methylthianthrenium hexafluorophosphate;
 10-phenyl-9,9-dimethylthioxanthenium hexafluorophosphate;
 10-phenyl-9-oxothioxanthenium tetrafluoroborate;
 10 10-phenyl-9-oxothioxanthenium tetrakis(pentafluorobenzyl)borate;
 5-methyl-10-oxothianthrenium tetrafluoroborate;
 5-methyl-10-oxothianthrenium tetrakis(pentafluorobenzyl)borate; and
 5-methyl-10,10-dioxothianthrenium hexafluorophosphate.

Examples of useful iodonium salts include: di(dodecylphenyl)iodonium

15 hexafluoroantimonate, di(dodecylphenyl)iodonium triflate; diphenyliodonium bisulfate,
 4,4'-dichlorodiphenyliodonium bisulfate; 4,4'-dibromodiphenyliodonium bisulfate; 3,3'-
 dinitrodiphenyliodonium bisulfate; 4,4'-dimethyldiphenyliodonium bisulfate; 4,4'-
 bissuccinimidodiphenyliodonium bisulfate; 3-nitrodiphenyliodonium bisulfate; 4,4'-
 dimethoxydiphenyliodonium bisulfate, bis(dodecylphenyl)iodonium
 20 tetrakis(pentafluorophenyl)borate; (4-octyloxyphenyl)phenyliodonium tetrakis(3,5-bis-
 trifluoromethyl phenyl)borate; (tolylcumyl)iodonium tetrakis(pentafluorophenyl)borate
 (CH₃C₆H₄)₂I-(SO₂CF₃)₃, as disclosed in U.S. Patent No. 5,554,664; (C₆H₅)₂I-
 B(C₆F₅)₄, as disclosed in U.S. Patent No. 5,514,728; and those disclosed in U.S. Patent
 No. 5,340,898. A particularly preferred onium salt is di(dodecylphenyl)iodonium
 25 hexafluoroantimonate.

Onium salts are typically activated using ultraviolet radiation. Because of this, they
 can be advantageously employed in applications involving heat-sensitive substrates.

Optionally, a sensitizer may supplement the onium salt to accelerate the liberation of the
 acid catalyst and typical amounts are about 0.03 to about 0.1 parts by weight, based on 100
 30 parts by weight reactive silane functional compound. Examples of suitable sensitizers
 include those described in Chapter 13 of Radiation Curing in Polymer Science and

Technology, Vol. 2, edited by Fouassier and Rabek, Elsevier Science Publishers LTD, 1993. 2-isopropylthioxanthone is a particularly preferred sensitizer for use with di(dodecylphenyl)iodonium hexafluoroantimonate.

5 Pigments

The ink compositions of the invention contain one or more pigments. Suitable organic and inorganic pigments include carbon black, zinc oxide, titanium dioxide, phthalocyanine, anthraquinones, perylenes, carbazoles, monoazo- and disazobenzimidazolones, rhodamines, indigoids, quinacridones, diazopyranthrones, dinitranilines, pyrazolones, diazopyranthrones, dinitranilines, pyrazolones, dianisidines, pyranthrones, tetrachloroisoindolinones, dioxazines, monoazoacrylides, and anthrapyrimidines. It will be recognized by those skilled in the art that organic pigments will be differently shaded, or even have different colors, depending on the functional groups attached to the main molecule.

Commercial examples of useful organic pigments include those known under the C.I. (that is, Colour Index International, 3rd ed., 4th revision (1992-); The Society of Dyers and Colourists, Bradford, West Yorkshire, England) trade designations PB1, PB15, PB15:1, PB15:2, PB15:3, PB15:4, PB15:5, PB15:6, PB16, and PB 60 (blue pigment); PB5, PB23, and PB 265 (brown pigment); PG1, PG7, PG 10, PG 36 (green pigment); PY 3, PY 14, PY 16, PY 17, PY 24, PY 65, PY73, PY 83, PY 95, PY 97, PY 108, PY 109, PY 110, PY 113, PY 128, PY 129, PY 138, PY 139, PY 150, PY 154, PY 156, and PY 175 (yellow pigment); PO 5, PO15, PO 16, PO31, PO34, PO 36, PO43, PO48, PO 51, PO 60 and PO 61 (orange pigments); PR4, PR5, PR 7, PR 9, PR222, PR23, PR48, PR48:2, PR 49, PR112, PR123, PR 149, PR166, PR 168, PR 170, PR 177, PR 179, PR 190, PR 202, PR 206, PR 207, PR 224 (red); PV 19, PV 23, PV 37, PV 32 and PV 42 (violet pigments); and PBLACK (black).

The pigments are milled so to incorporate into selected curable ink vehicles. If used as inkjet inks, the pigment preferably is less than 1 micrometer in size after milling. If the ink to be used in application wherein the ink is used in combination with a retroreflective backing, the pigment must be milled to a particle size that provide sufficient transparency to permit retroreflection and provide retroreflective color. The preferred

range for the pigment particle size is about 10 – 400 nm, more preferably 10 to 200 nm, to provide the desired transparency.

5 In some cases, pigment is ground with a non-reactive binder resin which separates pigment particles and prevents them from coalescing. Such solid/solid dispersion, referred to as pigment chip, maintains pigment particle size until the pigment is ready to be incorporated into the ink. The ratio of pigment to binder resin in the supplied chip is usually about 1:1 to 9:1. Useful binder resins for use in the inks of the current invention are well known in the pigment dispersion art and include cellulosic resins, such as ethyl cellulose, cellulose acetate, nitrocellulose, etc.; acrylic resins, such as those sold under the trade designation JONCRYL from S.C. Johnson Wax, Racine, WI; polyacetal resins, such as polyvinyl butral (for example, those sold under the trade designation BUTVAR from 10 Monsanto Co., St. Louis, MO) and polyvinyl formal (for example, those sold under the trade designation FORMVAR from Monsanto Co.); and modified rosin ester resins and the like.

15 The preferred pigment chip in the ink of the current invention contains pigments, such as titanium dioxide or carbon black and ethyl cellulose resin. Such pigment chips are available under the trade name MICROLITH White R-A and MICROLITH Black C-A from Ciba Specialty Chemicals Division, Newport, DE.

20 An effective amount of pigment is used to provide the desired color and intensity to the ink. The vehicle may be used, for example, in an amount ranging from about 20-99.9 percent of the weight of the total composition and a colorant from about 0.1 to 80 percent of the total composition.

Solvents

25 A solvent may be included in the ink compositions of the invention to decrease the viscosity of the composition. Solvent should be miscible with the other components of the ink compositions of the invention. Examples of useful solvents include ketones and alcohols. Suitable ketones include acetone, cyclohexanone, and methyl ethyl ketone. Suitable alcohols include methanol and ethanol. Other solvents that may be useful include 30 acetonitrile, carbon tetrachloride, dichloroethane, dichloromethane, dimethylformamide, dimethylsulfoxide, ethyl acetate, diethyl ether, diisopropyl ether, tetrachloroethane,

tetrahydrofuran, and trichloroethane. If present, solvent may be from 0.1 to 30 percent, preferably, 0.1 to 10 percent by weight of the ink composition, more preferably, less than 10 percent and even more preferably, solvent free.

5 Optional Additives

Conventional additives, such as flow agents, leveling agents, viscosity modifiers, antioxidants, hindered amine light stabilizers, UV light absorbers, electrolytes (to provide electrical conductivity), and the like, may be added to the compositions of the invention. If used, these additives may be individually present in an amount ranging from about 0.5 to
10 5 weight percent of the ink composition.

Ink Compositions

Preparation of stable curable ink compositions of the invention is readily accomplished through the following procedures. Preparation of stable inks of the
15 invention is not readily achieved by simply mixing pigment into the ink vehicle.

However, it has been found that if pigment chip is being used, a dispersibility test is run to determine the ability of the at least trifunctional silane to disperse the pigment chip. The dispersibility test is as follows: 0.1 g of the pigment chip to be dispersed in the ink and having the desired particle size is added to a clear glass vial containing 1.0 g of at
20 least trifunctional silane. The ink in the container is vigorously stirred with a stirring rod for 1 minute and then allowed to stand for about 10 minutes. If no settling of the pigment is observed when viewing through the vial, then the test is passed and is considered to be dispersible.

In the event that the pigment chip dispersibility test is passed, then the ink
25 composition may be prepared by sequentially combining, in a container equipped with mixing means, at least trifunctional silane, pigment chip, difunctional silane, curative, and any optional solvent (to be used reduce viscosity).

In the event that the pigment chip dispersibility test is failed, then the ink
30 composition may be prepared in a container equipped with mixing means, by sequentially combining (in order) pigment chip, sufficient solvent to create a homogeneous solution, at least a trifunctional silane, difunctional silane, curative, and any optional solvent.

In the event that regular pigment is used to make the curable ink compositions of the invention, then the ink composition may be prepared by sequentially combining, in a container equipped with mixing means, a silicone surfactant, pigment, any optional at least trifunctional silane, difunctional silane and processing for sufficient time so as to form a dispersion concentrate. Then curative and any optional solvent is added with mixing.

Useful silicone surfactants include polyalkylene oxide modified polydimethylsiloxane (mw = 100 – 15,000 g/mol, preferably, 300 – 5000 g/mol). Examples include SILWET L77, L7608, L7280, L7607, L722, L7500, L7602, L7622, L7604, L7057, L7605, L7600, and L7002 and are available from Witco Corp., Greenwich, CT.

In the event that a phthalocyanine pigment is used to make the curable ink compositions of the invention, then the ink composition may optionally also be prepared by sequentially combining, in a container equipped with mixing means, pigment, any optional at least trifunctional silane, difunctional silane, and processing for sufficient time so as to form a dispersion concentrate. Curative, and any optional solvent is added with mixing. "Mixing means" includes shearing mixers, two or three roll mills, media mills, ball mills, agitators, and the like.

The physical properties and adhesion characteristics of the inks of the invention may be tailored for specific end uses. The characteristics of the cured inks largely depend upon the ratio of difunctional silanes and at least trifunctional silanes. For example, inks that are generally pliable and have good adhesion to low surface energy substrates usually contain more difunctional silane than at least trifunctional silane. On the other hand, inks that are generally rigid and which have good adhesion to surface, such as glass and ceramic usually contain more at least trifunctional silane than difunctional silane.

The ink compositions which are generally pliable after cure contain from about 10 to about 90 weight percent compound having 2 reactive silyl groups, from about 5 to about 40 weight percent compound having at least 3 reactive silyl groups, from about 0.1 to about 20 percent by weight acid generating catalyst, and from about 0.1 to about 80 percent by weight pigment. The preferred ranges are about 30 to about 50 weight percent compound having 2 reactive silyl groups, from about 15 to about 25 weight percent of

compound having at least 3 reactive silyl groups, from about 0.5 to about 5 weight percent acid generating catalyst, and from about 2 to about 15 weight percent pigment.

5 The ink compositions which are generally rigid after cure and have good adhesion to glass and ceramic contain from 0 to about 10 weight percent of compound having 2 reactive silyl groups, from about 40 to about 95 weight percent of compound having at least 3 reactive silyl groups, from about 0.1 to about 20 weight percent acid generating catalyst, and from about 0.2 to about 80 weight percent pigment. The preferred ranges are from about 2 to about 5 weight percent of compound having 2 reactive silyl groups, from about 50 to about 80 weight percent of compound having at least three reactive silyl groups, from about 0.5 to about 5 weight percent of acid generating catalyst, and from about 2 to about 15 weight percent pigment.

10 The ink compositions of the invention can have a Brookfield viscosity of up to about 50 cps (mPa s) preferably about 25 cps (mPa s), more preferably less than about 15 cps (mPa s) at 21 °C.

15 The ink compositions of the invention may be applied to a substrate using conventional ink printing techniques, such as screen printing, flexographic, and offset, etc. However, the ink compositions of the invention are particularly well adapted for ink-jet printing techniques. Once printed, the ink compositions will react with the moisture in the ambient air and/or the catalyst will be activated by UV light and form cured ink. The cured ink may be rigid or pliable depending upon the specific formula of ingredients used.

20 In some instances, it may be desirable to further heat the substrate and the ink until the ink is converted into a ceramic material free of carbonaceous matter, that is, to pyrolyze the printed substrate.

25 Once a substrate has been imaged with ink of the invention, it may be desirable to coat the image with a pigment-free or clear coat composition to enhance weatherability and durability of the image. Such clear coat compositions can be made by combining acid generating catalyst with at least one of: (a) a compound having 2 reactive silyl groups, and (b) a compound having at least 3 reactive silyl groups. The characteristics of the clear coat compositions can be tailored as described above for the ink compositions. The clear coat compositions may be applied over the image using any means and is preferably applied over the image and/or substrate using inkjet printing techniques.

30

EXAMPLES

MICROLITH pigment chip was obtained from Ciba Specialty Chemicals, Pigments Division of Newport, DE; MICROLITH A WHITE R-A is a 75 weight percent dispersion of C.I. Pigment White 6 (titanium dioxide) in an ethyl cellulose carrier resin; 5 yellow pigment chip MICROLITH T 3R-T is a 40 weight percent dispersion of C.I. Pigment Yellow 110 in a modified rosin ester; MICROLITH A BLACK C-A is a 60 weight percent dispersion of C.I. Pigment Black 7 in an ethyl cellulose carrier resin.

10 RAVEN 1200 FURNACE BLACK (C.I. Pigment Black 7) was obtained from Columbian Chemical Co. Inc. of Marietta, GA.

Ceramic media (0.3 mm) were obtained from SEPR Co. of Saint-Gobain Industrial Ceramics Inc. of Mountainside, NJ.

Viscosity measurements were made using a BROOKFIELD CAP 2000 cone-plate viscometer available from Brookfield Engineering Laboratories, Inc. of Middleboro, MA 15 at a temperature of 25 °C.

The printer testbed had a Modular Ink Technology of Stockholm, Sweden (MIT) printhead (30 pL drop-volume, 128 nozzle) and a motor driven table. The table moves in the Y direction and the printhead moves in the X direction and utilizes software to control the patterns. The height between the printhead to the table is about 1.5-2 mm and is 20 available from MIT (a division of Nu-kote)

MICROFAB printhead, refers to a squeeze mood single nozzle piezoelectric inkjet printhead obtained from MicroFab Technologies, Inc. of Plano, TX. The diameter of the printhead nozzle is 50 micrometer. The frequency of the jetting is 1 kHz. Pressure (P), voltages (V_1 and V_2) and pulse time (T_1 and T_2) were adjusted in order to achieve the 25 optimal jetting condition. Inks were filtered with 1 micrometer glass filter before loading in the ink reservoir.

3M COLD SHRINK QSIII, is a silicone rubber medium voltage Cold Shrink splice used in distribution of electric power obtained from Minnesota Mining and Manufacturing Company of Austin, TX.

30 HP 500s refers to the black ink used in 51626A HP Black Inkjet Print Cartridges, available from Hewlett-Packard Company, Inc. of Palo Alto, CA.

Nu-kote inkjet inks were pigment dispersions in high boiling hydrocarbon solvents and were obtained from Nu-kote International, Inc. of Franklin, TN.

The "silicone release liner" used in the following examples was a silicone coated polyester film.

5 Teflon seal tape was obtained from E.I. du Pont de Nemours and Co. of Wilmington, DE.

Mayer rods were obtained from R&D Specialties of Whittier, CA.

TCM Diamond Grade (DG) refers to 3M™ Scotchlite™ Diamond Grade™ VIP (visual impact performance) Reflective Sheeting #3970 is available from Minnesota Mining and Manufacturing Company of St. Paul, MN.

High Intensity Sheeting (HIS) refers to 3M™ Scotchlite™ High Intensity Grade Reflective Sheeting Series #3870, available from Minnesota Mining and Manufacturing Company.

15 "INTRATHERM YELLOW 346" is a yellow dye obtained from Crompton & Knowles Corp. of Stamford, CT.

PIGMENT BLUE 15:1 was obtained from BASF Corp. of Budd Lake, NJ.

"RHODORSIL PHOTOINITIATOR 2074" (trade designation for [(1-methylethyl)phenyl](methylphenyl)iodonium tetrakis(pentafluorophenyl)borate) is available from Rhodia, Inc. of Cranbury, NJ.

20 3M Transparent Film Tape 610 is sold by Minnesota Mining and Manufacturing Company of St. Paul, MN.

"MEK" means methyl ethyl ketone.

Methacryloxypropyltrimethoxysilane, tetraethoxysilane, 1,3-dimethyltetramethoxydisiloxane and 3-glycidoxypropyltrimethoxysilane were obtained from United Chemical Technologies, Inc., Petrarch Systems of Bristol, PA.

Silanol terminated polydimethylsiloxane was obtained from Gelest Inc. of Tullytown, PA.

Triethoxysilane terminated polydimethylsiloxane was obtained from Gelest Inc.

30 SILWET L77 is a silicone dispersant (polyethylene oxide-silicone block copolymer, AP type (alkyl pendant chain), MW 600, PEO around 70 percent) obtained from Witco, Inc. of Greenwich, CT.

Polydiethoxysiloxane was obtained from Gelest, Inc.

All inks prepared in the following examples were passed through a 1 micrometer diameter pore size glass filter unless otherwise noted.

Unless otherwise specified materials used in the following examples were obtained
5 from general chemical supply sources, such as, for example, Aldrich Chemical Co. of Milwaukee, WI.

Example 1

This example describes the preparation of a silicone based ink wherein pigment
10 chip was used as colorant. "Silicone based" ink means an ink that is generally pliable after cure.

To 10 parts MICROLITH A WHITE R-A was added 10 parts cyclohexanone, 20 parts 1,3-dimethyltetramethoxydisiloxane, 20 parts methacryloxypropyltrimethoxysilane and 40 parts silanol terminated polydimethylsiloxane (20-35 cps (mPa s)). The ink was
15 ground in a ball mill using 0.3 mm diameter ceramic media for 2 hours and 3 parts of RHODORSIL PHOTOINITIATOR 2074 was added with mixing. The ink was filtered with 1 micrometer diameter pore size glass filter.

The ink solution was coated onto black 3M COLD SHRINK QSIII silicone rubber with a #6 Mayer rod (wet film thickness 0.14 cm). The coating was cured with a Fusion
20 UV Systems processor using an "H"-type bulb. Exposure conditions were 200 mJ/cm² at 50 ft/min.

After curing, the ink binder was essentially a crosslinked polysiloxane. The ink was formulated with viscosity of 10-12 centipoise (cps (mPa s)), and successfully jetted with a piezoelectric inkjet printer testbed as described above with good consistency. The
25 ink coating showed 100 percent adhesion (as measured by 90 degree tape snap on a cross-hatched film according to ASTM D3359-95a, Test Method B), and good color contrast on the black 3M COLD SHRINK QSIII substrate. The coating remained unchanged after immersing the coated samples in 5M NaCl for 90 days and at 60 °C for 7 days. The ink coating was rubbery and very flexible and did not break when folded to 180 degrees. The
30 ink formulation was stable after 3 month storage at room temperature.

Example 2

This example demonstrates utility of the ink prepared in Example 1. The advancing contact angle for various ink formulations are listed in Table 1 (measured according to ASTM D5946 using a Rame-Hart contact angle goniometer: A drop of liquid ink was placed on the surface of the substrate and the advancing contact angle values were measured 3 times and averaged). In each case, the silicone ink of Example 1 had superior wet out to conventional inks.

Table 1. Advancing Contact Angle Measurements Of Inks On Different Substrates

	Water-based ink (HP 500s)	Oil-based ink (from Nu-kote International)	Silicone ink from Example 1
3M Cold Shrink TM QSIII	90	44	26
Silicone release liner, (obtained from Minnesota Mining and Manufacturing Company of St. Paul, MN, core series: 19-9850)	88	28	21
TEFLON seal tape	86	26	20

Example 3

This example describes the preparation of a silicate based ink wherein pigment chip was used as colorant. "Silicate based" refers to ink that is generally rigid after cure.

To 6 parts MICROLITH A WHITE R-A was added 75 parts tetraethoxysilane (available from Fluka Chemical Corp., Milwaukee, WI) and 25 parts methacryloxypropyl-trimethoxysilane. The solution was ground in a ball mill using 0.3 mm diameter ceramic media for 2 hours. Three parts of RHODORSIL PHOTOINIATOR 2074 was added with mixing and the solution was filtered. The viscosity of the ink was 13-15 cps (mPa s). The ink was coated on polymethyl methacrylate (PMMA) sheeting with a #6 Mayer rod (nominal wet film thickness was 0.14 cm). Exposure conditions were 190 mJ/cm² at 50 ft/min. The cured coating was hard and glossy.

The coating showed 100 percent adhesion on 3M Diamond Grade (DG) and 3M High Intensity Sheeting (HIS). The adhesion was measured by 90 degree tape snap on a cross-hatched film according to ASTM D3359-95a, Test Method B. 100 percent adhesion corresponding to no removal of the squares, 0 percent corresponding with removal of all squares.

Durability of the ink coating was tested. There was no change of adhesion, judging from 90 degree cross-hatch snap test using 3M tape #610 (ASTM D3359-95a, Test Method B), when the coating was immersed water for 90 days, or in acid solution (0.1 M HCl) for 90 days, or at 55 °C at 100 percent humidity for 2 days. In addition, the coating showed excellent solvent resistance (60-80 MEK double Rubs: A hammer head was fitted with a piece of felt secured by a rubber band. The device was soaked in the solvent of interest and rubbed by hand across the coating using a gentle back and forth motion (one cycle is a double rub). The number of double rubs was recorded when the coating in the rubbed area had been completely removed.) and abrasion resistance based on steel wool test consisting of lightly rubbing the surface of the ink coating with steel wool 3 double rubs.

Example 4

This example describes the preparation of a silicone based ink wherein pigment chip was used as colorant.

To 10 parts of MICROLITH A WHITE R-A was added 10 parts cyclohexanone and mixed well to form a uniform paste. Gradually, 80 parts 1,3-dimethyltetramethoxydisiloxane was added to the paste with mixing. The solution was ground in a ball mill using 2 mm diameter glass beads for 2 hours. Three parts RHODORSIL PHOTOINIATOR 2074 was added with mixing and the solution was filtered. The ink was stable for at least 1 day. It cured very fast under conditions described in Example 1, showing 10-20 percent adhesion to QSIII as described therein.

Example 5

This example describes the preparation of a silicone based ink wherein pigment chip was used as colorant.

To 20 parts of MICROLITH A WHITE R-A was added 20 parts 1-propanol and mixed well to form a uniform paste. Gradually, 60 parts 1,3-dioctyltetraethoxydisiloxane was added to the paste with mixing. Three parts RHODORSIL PHOTOINIATOR 2047 was added and the solution was ground in a ball mill using 2 mm diameter glass beads for 2 hours and filtered. The ink was stable for at least 1 day, and cured to give results as in Example 4.

Example 6

This example describes the preparation of a silicone based ink wherein pigment chip was used as colorant.

To 10 parts of MICROLITH A WHITE R-A was added 10 parts cyclohexanone and 40 parts tetraethoxysilane and mixed well to form a uniform paste. Gradually, 40 parts silanol terminated polydimethylsiloxane (20-35 cps (mPa s)) was added to the paste with mixing. The solution was ground in a ball mill using 2 mm diameter glass beads for 2 hours. Three parts RHODORSIL PHOTOINIATOR 2074 was added with mixing and the solution was filtered. The ink was stable up to 1 day. The ink cured very fast according the conditions of Example 1, and exhibited 20-30 percent adhesion to QS III as described therein.

Example 7

This example describes the preparation of a silicone based ink wherein pigment chip was used as colorant.

To 10 parts of MICROLITH A WHITE R-A was added 10 parts cyclohexanone, 20 parts methacryloxypropyltrimethoxysilane and 20 parts 1,3-dioctyltetraethoxydisiloxane and mixed well to form a uniform paste. Gradually, 40 parts silanol terminated polydimethylsiloxane (20-35 cps (mPa s)) was added to the paste with mixing. The ink was ground in a ball mill using 2 mm diameter glass beads for 2 hours. Three parts RHODORSIL PHOTOINIATOR were added with mixing and the ink was filtered. The ink which had a viscosity of 31 cps (mPa s) was stable for at least 3 days. The ink cured rapidly under the conditions described in Example 1 and had 100 percent adhesion to QS III as described therein.

Example 8

This example describes the preparation of a silicone based ink wherein pigment chip was used as colorant.

5 To 10 parts of MICROLITH A WHITE R-A was added 10 parts cyclohexanone, 20 parts methacryloxypropyltrimethoxysilane and 20 parts 1,3-dioctyltetraethoxydisiloxane and mixed well to form a uniform paste. Gradually, 80 parts silanol terminated polydimethylsiloxane (20-35 cps (mPa s)) was added to the paste with mixing. The ink was ground in a ball mill using 0.3 mm diameter ceramic media for 2 hours and 3 parts
10 RHODORSIL PHOTOINIATOR were added with mixing. The ink was filtered with 1 micrometer diameter pore size glass filter. The ink which had a viscosity of 33 cps (mPa s) was stable for at least 3 days. The ink cured rapidly under the conditions described in Example 1 and had 100 percent adhesion to 3M COLD SHRINK QS III substrate as described therein.

15

Example 9

This example describes the preparation of a silicone based ink wherein pigment chip was used as colorant.

To 10 parts of MICROLITH A WHITE R-A was added 10 parts cyclohexanone, 20
20 parts methacryloxypropyltrimethoxysilane and 20 parts tetraethoxysilane and mixed well to form a uniform paste. Gradually, 40 parts silanol terminated polydimethylsiloxane (20-35 cps (mPa s)) was added to the paste with mixing. The ink was ground in a ball mill using 0.3 mm diameter ceramic media for 2 hours and 3 parts RHODORSIL
25 PHOTOINIATOR were added with mixing. The ink was filtered with 1 micrometer diameter pore size glass filter. The ink was stable for at least 7 days. The ink cured rapidly under the conditions described in Example 1 and had good wetting and 70 percent adhesion to silicone release liner as described in Example 2.

30

Example 10

This example describes the preparation of a silicate based ink wherein pigment chip was used as colorant.

To 7 parts MICROLITH A WHITE R-A were added 10 parts cyclohexanone, 20 parts 1,3-dimethyltetramethoxydisiloxane, 20 parts methacryloxypropyltrimethoxysilane and 40 parts silanol terminated polydimethylsiloxane (20-35 cps (mPa s)). The ink was ground in a ball mill using 0.3 mm diameter ceramic media for 2 hours and 3 parts
5 RHODORSIL PHOTOINITIATOR 2074 were added with mixing. The ink was filtered with 1 micrometer diameter pore size glass filter. The ink, which had a viscosity of 13 cps (mPa s), was stable for at least 7 days. It cured quickly under conditions as described in Example 1, and had 100 percent adhesion to QS III as described therein. The ink was successfully inkjet printed as described in Example 1.

10

Example 11

This example describes the preparation of a silicone based ink wherein pigment chip was used as colorant.

To 10 parts MICROLITH A BLACK C-A pigment chip was added 10 parts
15 cyclohexanone, 20 parts 1,3-dimethyltetramethoxydisiloxane, 20 parts methacryloxypropyltrimethoxysilane and 40 parts silanol terminated polydimethylsiloxane (20-35 cps (mPa s)). The ink was ground in a ball mill using 0.3 mm diameter ceramic media for 2 hours and 3 parts of RHODORSIL PHOTOINIATOR 2074 was added with mixing. The ink was filtered with 1 micrometer diameter pore size glass filter. The ink was stable for
20 at least 7 days. After curing under conditions as described in Example 1, it gave a glossy ink with 80 percent adhesion to 3M High Intensity Sheeting as described therein. Some dewets were observed in the coating.

Example 12

25 This example describes the preparation of a silicate based ink wherein pigment chip was used as colorant.

To 10 parts Microlith A Black C-A pigment chip was added 10 parts cyclohexanone, 20 parts tetraethoxysilane, 20 parts methacryloxypropyltrimethoxysilane and 40 parts silanol terminated polydimethylsiloxane (20-35 cps (mPa s)). The ink was
30 ground in a ball mill using 0.3 mm diameter ceramic media for 2 hours and 3 parts RHODORSIL PHOTOINIATOR were added with mixing. The ink was filtered with 1

micrometer diameter pore size glass filter. The ink was stable for at least 7 days. After curing under conditions as described in Example 1, it gave a glossy ink with 0 percent adhesion to 3M High Intensity Sheeting as described therein. No dewets were observed in the coating.

5

Example 13

This example describes the preparation of a silicate based ink wherein pigment chip was used as colorant.

To 10 parts Microlith A Black C-A pigment chip was added 10 parts
10 cyclohexanone, 40 parts tetraethoxysilane, 20 parts methacryloxypropyltrimethoxysilane and 20 parts silanol terminated polydimethylsiloxane (20-35 cps (mPa s)). The ink was ground in a ball mill using 0.3 mm diameter ceramic media for 2 hours and 3 parts of RHODORSIL PHOTOINIATOR 2074 was added with mixing. The ink was filtered with
15 1 micrometer diameter pore size glass filter. The ink was stable for at least 7 days. After curing under conditions as described in Example 1, it gave a glossy ink with 0 to 30 percent adhesion to 3M High Intensity Sheeting as described therein. No dewets were observed in the coating.

Example 14

20 This example describes the preparation of a silicate based ink wherein pigment chip was used as colorant.

To 10 parts MICROLITH A BLACK C-A pigment chip was added 10 parts cyclohexanone, 40 parts tetraethoxysilane and 40 parts silanol terminated
25 polydimethylsiloxane (20-35 cps (mPa s)). The ink was ground in a ball mill using 0.3 mm diameter ceramic media for 2 hours and 3 parts of RHODORSIL PHOTOINIATOR 2074 was added with mixing. The ink was filtered with 1 micrometer diameter pore size glass filter. The ink was stable for at least 7 days. After curing under conditions as described in Example 1, 60 to 80 percent adhesion to 3M High Intensity Sheeting was observed as described therein. No dewets were observed in the coating.

30

Example 15

This example describes the preparation of a silicate based ink wherein pigment chip was used as colorant.

5 To 10 parts MICROLITH A BLACK C-A pigment chip was added 10 parts cyclohexanone, 60 parts tetraethoxysilane and 20 parts methacryloxypropyltrimethoxysilane. The ink was ground in a ball mill using 0.3 mm diameter ceramic media for 2 hours and 3 parts of RHODORSIL PHOTOINIATOR 2074 was added with mixing. The ink was filtered with 1 micrometer diameter pore size glass filter. The ink was stable for at least 7 days. After curing under conditions as described in
10 Example 1, it gave a glossy ink with 60 to 80 percent adhesion to both 3M High Intensity and 3M Diamond Grade Sheeting was observed as described therein. No dewets were observed in the coating.

Example 16

15 This example describes the preparation of a silicate based ink wherein pigment chip was used as colorant.

To 10 parts MICROLITH A BLACK C-A pigment chip was added 67.5 parts tetraethoxysilane and 22.5 parts methacryloxypropyltrimethoxysilane. The ink was ground in a ball mill using 0.3 mm diameter ceramic media for 2 hours and 3 parts of
20 RHODORSIL PHOTOINIATOR 2074 was added with mixing. The ink was filtered with 1 micrometer diameter pore size glass filter. The ink was stable for at least 14 days. After curing under conditions as described in Example 1, it gave a glossy ink with 100 percent adhesion to both 3M High Intensity and 3M Diamond Grade Sheeting was observed as described therein. No dewets were observed in the coating.

25

Example 17

This example demonstrates the utility of inks according to the present invention. Unless otherwise specified inks were coated and cured as described in Example 1.

Ink Composition	Substrate	Method of application	Ink Adhesion
Silicone ink from Example 10	Silicone rubber QSIII	#6 Mayer rod	100 %
		Microfab printhead	100 %
		Testbed printer (MIT printhead)	80 %*
	Silicone release liner	Meyer coat	70 %
		Testbed printer (MIT printhead)	50 %
	Fluoropolymer THV	#6 Mayer rod	5-10 %
		Testbed printer (MIT printhead)	10 %
	S-BOPP	#6 Mayer rod	100 %
	PET	#6 Mayer rod	100 %
Silicate ink from Example 16 (except 7.5% pigment chips)	Retroreflective sheeting (HIS)	#6 Mayer rod	100 %
		Testbed printer (MIT printhead)	50 %
		Meyer bar coat	100 %
		Testbed printer (MIT printhead)	50-70 %*
	Paper	Testbed printer (MIT printhead)	Not Tested
Silicate ink from Example 16	Glass	#6 Mayer rod	100 %

*Adhesion of jetted film was generally less than Mayer rod coated, the reason might have to do with the curing lamp available on the printer which was not in the preferred wavelength range for initiator used in formulation. The curing condition was a light intensity of about 11 w/cm².

Example 18

This example demonstrates the jetting of a silicone-based ink. An ink was prepared as follows.

To 5 parts Microlith R-A, were added sequentially with mixing 10 parts cyclohexanone, 20 parts 1,3-dimethyltetramethoxydisiloxane and 20 parts methacryloxypropyltrimethoxysilane are added. The mixture was mixed well to form a

uniform paste, followed by addition of 40 parts silanol terminated polydimethylsiloxane gradually. The ink was ground in a ball mill using 0.3-mm diameter ceramic media for 2 hours. The ink was filtered with 1 micrometer diameter pore size glass filter. To the ink was added 5 parts RHODORSIL PHOTOINIATOR 2074. The resultant ink had a
5 measured viscosity of 12.6 cps (mPa s).

As a control, a solution containing no Microlith R-A was also prepared by mixing solutions in the above formulation. The measured viscosity of this solution was 4.7 cps (mPa s).

Jettability of the ink was tested using Microfab printhead, which is a squeeze mood
10 single nozzle piezoelectric inkjet printhead. The diameter of the printhead nozzle is 50 micrometer. The frequency of the jetting is 1 kHz. Pressure (P), voltages (V_1 and V_2) and pulse time (T_1 and T_2) were adjusted in order to achieve the optimal jetting condition. Inks were filtered with 1 micrometer glass filter before loaded in the ink reservoir.

The above ink was jetted consistently at pressure -4.21 to -4.37 units, $V_1 = 0$ to -5,
15 $V_2 = -100$ to -95, $T_1 = 100 \mu\text{s}$, $T_2 = 80$ to 100 μs . The silicone solution with no pigment chip was jetted at pressure -4.49, $V_1 = -5$ to -25, $V_2 = -95$ to -75, $T_1 = 50$ -80 μs , $T_2 = 55$ -80 μs . In both cases, the larger the V_1 and T_1 the jetted droplets have less satellites formation yet longer tails. Both the ink and solution was jetted on QSIII silicone rubber. Surprisingly the solution didn't seem to flow significantly upon reaching the substrates.

20

Example 19

The example demonstrates inkjet printing of silicone based inks according to the present invention onto a silicone rubber substrate.

A solution was prepared using 10 parts cyclohexanone, 20 parts 1,3-
25 dimethyltetramethoxydisiloxane, 40 parts of silanol terminated polydimethylsiloxane and 20 parts methacryloxypropyltrimethoxysilane. The solution was mixed well with a magnetic stir bar for 30 minutes.

A pigment millbase was prepared by vigorously mixing 10 parts MICROLITH R-A
and 40 parts of the above solution using a blade mixer for 10-15 minutes until
30 homogeneous. Two inks with different pigment content were prepared by diluting 2.0

cyclohexanone were added and mixed with magnetic stir bar for 30 minutes. Next, 2 parts RHODORSIL PHOTOINIATOR 2074 were added and mixed for another 30 minutes. The measured viscosity of the ink was 12.8 cps (mPa s) at 1000 rpm. The ink was filtered with 1 micrometer glass filter.

5 The above ink was incorporated in drop-on-demand inkjet printer testbed. Images were printed on retroreflective sheeting High Intensity and Diamond Grade respectively. The printed ink was spot-cured using a medium mercury lamp (ULTRACURE 100SS PLUS obtained from ZFOS USA, Inc.) with an intensity of 11 W/cm² that followed the moving printhead and cured the image while printed. Both images were printed by
10 constant firing of 52 out of 56 nozzles of the printhead. The resulting images were straight black lines that exhibit excellent gloss and color contrast. The image showed reasonable adhesion on the substrates.

Example 22

15 This example describes the preparation of a silicone based ink wherein pigment was used as colorant.

 Polydiethoxysiloxane (6 parts, 8 cps (mPa s)), 2 parts methacryloxytrimethoxysilane and 0.64 parts of SILWET L77 were combined and well mixed. Gradually, 0.8 parts of COLUMBIA RAVEN 1200 FURNACE BLACK was
20 added to solution with constant stirring. The mixture was milled in a ball mill with 12 parts 0.3 mm ceramic media at 10-20 rpm for at least 18 hours. The resulting ink was stable for at least 12 hours. RHODORSIL PHOTOINIATOR 2074 (0.24 parts) was added to the ink solution. The ink was coated on High Intensity Sheeting with a #6 Mayer bar (nominal wet thickness was 0.014 mm) and cured with a UV Processor Model MC-6ROH
25 from Fusion U.V., Rockville, MD, using an H-type lamp at an intensity of 200 mJ/cm² and a total exposure of 128 W/cm². The coating showed 100 percent adhesion to HIS based on crosshatch 90 degree tape snap test (as in Example 3).

Example 23

30 This example describes the preparation of a hybrid silicone/silicate based ink wherein readily dispersible pigment was used as colorant.

5 PIGMENT BLUE 15:1 (0.5 parts) were mixed with 1.0 part silanol terminated polydimethylsiloxane (20-30 cps (mPa s)), 6 parts polydiethoxysiloxane (8 cps (mPa s)) and 2 parts methacryloxytrimethoxysilane. The mixture was milled in a ball mill using 15 parts of 0.33 mm ceramic media at 12 rpm for 18 hours. The ink was stable for at least 12 hours. The viscosity of the resultant ink was 7.3 cps (mPa s). To the ink solution was added 0.03 parts RHODORSIL PHOTOINIATOR 2074. The ink was coated on High Intensity Sheeting with a #6 Mayer bar (nominal wet thickness was 0.014 mm) and cured as described in Example 22 with a total exposure of 384 W/cm²). The coating showed 100 percent crosshatch adhesion measured by ASTM D3359-95a, test Method B.

10

Example 24

This example describes the preparation of a hybrid silicone/silicate based ink wherein readily dispersible pigment chip was used as colorant.

15 An ink vehicle solution was prepared by mixing 3 parts tetraethoxysilane with 1 part methacryloxytrimethoxysilane.

A millbase was prepared by combining 10 parts MICROLITH C-K pigment chip with 40 parts of the ink vehicle solution. The mixture was mixed with a blade mixer until homogeneous. The millbase contained 20 percent pigment chip.

20 Millbase (2 parts) was mixed with 6 parts the of ink vehicle solution. To the solution was added 0.24 parts silanol terminated polydimethylsiloxane and 0.24 parts RHODORSIL PHOTOINIATOR 2074 was added. The ink was coated onto PYREX glass plate using a #6 Mayer Bar (nominal wet film thickness was 0.014 mm) and cured as described in Example 22 with a total exposure of 256 W/cm². The coating showed 100 percent adhesion measured by ASTM D3359-95a, test Method B. When a permanent 25 marker pen (SHARPIE from Pen & Pencil, Inc. of Bellwood, IL) was used to write on the coating, the silicone-containing coating make the writing beaded up and was easily removed by simple wiping.

Example 25

30 This example shows the use of inks according to the invention to form durable digital images on ceramic tile. The ceramic tiles used were glazed ceramic tile 3.5 cm x

3.5 cm match gloss black dots (black tiles) match navy dots (blue tiles) obtained from American Olean Tile of Butler, WI.

5 Microlith R-A (3 g) was added to 27 g ink vehicle solution (TEOS/ 3-methacryloxypropyltrimethoxysilane at 3:1 ratio), and milled with ceramic media (0.3 mm in diameter) on rollers at 25 rpm for 4 hours. Rhodorsil photoinitiator 2074 (0.3 g) was dissolved into the ink. Optionally, the catalyst could be dissolved in cyclohexanone at 50 percent and then added to the ink.

10 The ink was printed with an inkjet testbed using MIT printhead at 5000 Hz, 35 V. EFOS Ultracure 100SS unit was turned on during the time of printing. Characters were printed onto the glazed ceramic tiles.

Firing:

15 The printed samples were heated from 21C-400 °C at heating rate of 5 °C/min, then 400-1000 °C at heating rate 2.5C/min using a heating oven THERMOLYNE (by Sybron). The temperature was held at 1000 °C for 5 minutes. The samples were allowed to cool naturally to room temperature. The fired samples maintained printed pattern and color. They showed excellent adhesion to ceramic tile, good abrasion resistance, and solvent resistance.

20 Example 26

This example shows the use of clear-coat protected inks according to the invention to form durable digital images on ceramic tile. The ink from the previous example was printed and cured as before (no firing step) with the same inkjet testbed on retroreflective 3870 High Intensity sheeting, available from Minnesota Mining and Manufacturing
25 Company. The cured printed sample was sprayed with the clear solution. The sample was held at approximately a 10 cm distance from the sprayer. (PREVAL SPRAYER from Precision Valve Corp. of Yonkers, NY). The sprayed sample was cured using a Fusion Systems UV PROCESSOR fitted with an H-bulb (1.175 w/cm² light intensity) and having a line speed of 50 ft/min (15.2 m/min).

30

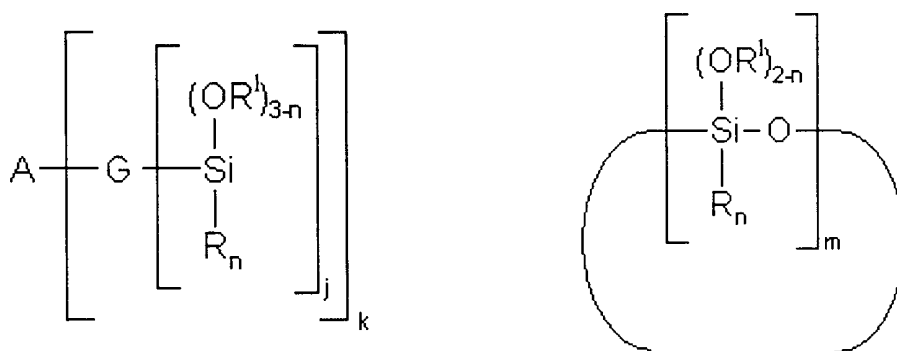
What is claimed is:

1. A cure-on-demand curable ink composition comprising a homogeneous mixture of:

at least one of: (a) a compound having 2 reactive silyl groups, and (b) a compound having at least 3 reactive silyl groups; acid generating catalyst; and pigment or pigment chip.

2. A cure-on-demand curable ink composition according to claim 1 wherein said reactive silyl group-containing compounds are selected from the structures:

or



wherein A is a k valent group selected from alkyl groups, a chemical bond, -OR, cycloalkyl groups, aryl groups, oxygen, sulfur, and polymeric radicals;

G is an optional multi-valent group having a valence of at least 2;

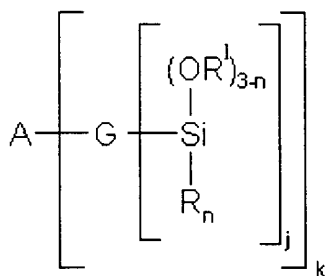
R and R¹ each independently is hydrogen, an alkyl group, a cycloalkyl group, an alkanoyl group, or an aroyl group;

n is 0, 1, or 2, provided that the compound has at least 2 reactive silyl groups;

j is 0 or an integer 1 or greater and k is an integer 1 or greater; and

m is an integer 3 or greater.

3. A cure-on-demand curable ink composition according to claim 2 wherein said reactive silyl-containing compounds are selected from the structure:



wherein A is a k valent group selected from alkyl groups, a chemical bond, -OR, cycloalkyl groups, aryl groups, oxygen, sulfur, and polymeric radicals;

G is an optional multi-valent group having a valence of at least 2;

5 R and R¹ each independently is hydrogen, an alkyl group, a cycloalkyl group, an alkanoyl group, or an aroyl group;

n is 0, 1, or 2; and

j is 0 or an integer 1 or greater and k is an integer 1 or greater.

4. A cure-on-demand curable ink composition according to claim 3 wherein G
10 is selected from the group consisting of Si(OR)_x- wherein x= 0-2; alkanediyls; oxydiyls; , phenylene; oxygen; sulfur; and hydrocarbon triyls.

5. A cure-on-demand curable ink composition according to claim 3 wherein
15 the compound having at least 3 reactive silyl groups is selected from the group consisting of 1,3-dimethyltetramethoxydisiloxane, methacryloxypropyltrimethoxysilane, tetraethoxysilane, 1,3-dioctyltetramethoxydisiloxane, glycidoxypropyltrimethoxysilane, 3-bromopropyltrimethoxysilane, dioctyltetraethoxydisiloxane, and mixtures thereof.

6. A cure-on-demand curable ink composition according to claim 3 wherein
20 the compound having 2 reactive silyl groups is selected from the group consisting of silanol-terminated polydimethylsiloxane, silanol-terminated polydiethylsiloxane, and a mixture thereof.

7. A cure-on-demand curable ink composition according to claim 1 wherein
25 the ink contains pigment chip.

8. A cure-on-demand curable ink composition according to claim 1 wherein the acid generating catalyst comprises an onium salt.

5 9. A cure-on-demand curable ink composition according to claim 1 further comprising a solvent.

10 10. A cure-on-demand curable ink composition according to claim 1 wherein the difunctional silane compound is present in an amount of about 10 to about 90 weight percent, the compound having at least 3 reactive silyl groups is present in an amount of about 5 to about 40 weight percent, the acid generating catalyst is present in an amount of about 0.1 to about 20 weight percent, and the pigment or pigment chip is present in an amount of about 0.1 to about 80 weight percent, the sum of the components equaling 100 percent.

15

11. A cure-on-demand curable ink composition according to claim 1 wherein the difunctional silane compound is present in an amount of 0 to about 10 weight percent, the compound having at least 3 reactive silyl groups is present in an amount of about 40 to about 95 weight percent, the acid generating catalyst is present in an amount of about 0.1 to about 20 weight percent, and the pigment or pigment chip is present in an amount of about 0.2 to about 80 weight percent, the sum of the components equaling 100 percent.

20

12. A cure-on-demand curable ink composition according to claim 1 having a Brookfield viscosity of 50 cps (mPa s) or less at 25 °C.

25

13. A process of forming an imaged article comprising the step of inkjet printing the curable ink composition of claim 1 onto a substrate.

30

14. A process according to claim 13 further comprising the step of exposing the printed ink composition to actinic radiation in the presence of moisture to cure the ink composition.

15. A process according to claim 14 further comprising the step of heating the substrate and converting the cured ink into a ceramic material.

5 16. A process of forming an imaged article comprising the steps of printing a curable composition of claim 1 onto a ceramic substrate; and firing the ink to convert the ink into a ceramic material.

10 17. A method of making a cure-on-demand curable ink composition comprising the steps of:
sequentially combining a compound having at least 3 reactive silyl groups, pigment chip, and acid generating catalyst with constant mixing.

15 18. The method according to claim 17 further comprising the step of combining difunctional silane compound after pigment chip is combined.

20 19. A method of making a cure-on-demand curable ink composition comprising the steps of:
sequentially combining pigment chip, sufficient solvent to form a homogeneous solution, difunctional silane compound, and acid generating catalyst with constant mixing.

25 20. A process of forming an imaged article comprising the steps of:
a. inkjet printing the curable ink composition of claim 1 onto a substrate,
b. curing the ink; and
c. overprinting the imaged portion with a clear coat comprising a homogeneous mixture of:
at least one of: (a) a compound having 2 reactive silyl groups, and (b) a compound having at least 3 reactive silyl groups; and
30 acid generating catalyst.

21. A process of forming an imaged article comprising the step of inkjet printing a clear coat comprising a homogeneous mixture of:
at least one of: (a) a compound having 2 reactive silyl groups, and (b) a compound having at least 3 reactive silyl groups; and
5 acid generating catalyst.

22. An imaged article comprising a substrate having a cured ink of claim 1 printed thereon.

10 23. The imaged article of claim 22 wherein the substrate is a ceramic substrate.

24. The article of claim 21 wherein the substrate comprises retroreflective sheeting, polypropylene, polyester, fluoropolymer, polyvinyl chloride, ceramic, glass, silicone treated films, or silicone rubber.

INTERNATIONAL SEARCH REPORT

International Application No

PCT/US 00/05101

A. CLASSIFICATION OF SUBJECT MATTER
 IPC 7 C09D11/00 C09D11/10

According to International Patent Classification (IPC) or to both national classification and IPC

B. FIELDS SEARCHED

Minimum documentation searched (classification system followed by classification symbols)

IPC 7 C09D C08K

Documentation searched other than minimum documentation to the extent that such documents are included in the fields searched

Electronic data base consulted during the international search (name of data base and, where practical, search terms used)

C. DOCUMENTS CONSIDERED TO BE RELEVANT

Category *	Citation of document, with indication, where appropriate, of the relevant passages	Relevant to claim No.
A	US 5 091 468 A (TAKEUCHI EIZI) 25 February 1992 (1992-02-25) abstract	
A	---	
A	EP 0 339 257 A (GEN ELECTRIC) 2 November 1989 (1989-11-02) claims 1-3,10	
A	---	
A	US 4 336 309 A (JAECKEL KLAUS-PETER ET AL) 22 June 1982 (1982-06-22) abstract	

Further documents are listed in the continuation of box C.
 Patent family members are listed in annex.

* Special categories of cited documents :

<p>"A" document defining the general state of the art which is not considered to be of particular relevance</p> <p>"E" earlier document but published on or after the international filing date</p> <p>"L" document which may throw doubts on priority claim(s) or which is cited to establish the publication date of another citation or other special reason (as specified)</p> <p>"O" document referring to an oral disclosure, use, exhibition or other means</p> <p>"P" document published prior to the international filing date but later than the priority date claimed</p>	<p>"T" later document published after the international filing date or priority date and not in conflict with the application but cited to understand the principle or theory underlying the invention</p> <p>"X" document of particular relevance; the claimed invention cannot be considered novel or cannot be considered to involve an inventive step when the document is taken alone</p> <p>"Y" document of particular relevance; the claimed invention cannot be considered to involve an inventive step when the document is combined with one or more other such documents, such combination being obvious to a person skilled in the art.</p> <p>"&" document member of the same patent family</p>
--	--

Date of the actual completion of the international search 26 June 2000	Date of mailing of the international search report 04/07/2000
--	---

Name and mailing address of the ISA European Patent Office, P.B. 5818 Patentlaan 2 NL - 2280 HV Rijswijk Tel. (+31-70) 340-2040, Tx. 31 651 epo nl, Fax: (+31-70) 340-3016	Authorized officer Miller, A
--	--

INTERNATIONAL SEARCH REPORT

Information on patent family members

International Application No

PCT/US 00/05101

Patent document cited in search report	Publication date	Patent family member(s)	Publication date
US 5091468 A	25-02-1992	JP 1838352 C	25-04-1994
		JP 3035073 A	15-02-1991
		JP 5045612 B	09-07-1993
		CA 2010969 A	03-01-1991
EP 0339257 A	02-11-1989	US 4914143 A	03-04-1990
		AU 3334089 A	26-10-1989
		JP 2150430 A	08-06-1990
		JP 5055538 B	17-08-1993
		US 4990376 A	05-02-1991
US 4336309 A	22-06-1982	DE 2946474 A	27-05-1981
		CA 1142682 A	08-03-1983
		DE 3060677 D	09-09-1982
		EP 0029929 A	10-06-1981
		JP 56076469 A	24-06-1981