



US00D715176S

(12) **United States Design Patent**
Schifter

(10) **Patent No.:** **US D715,176 S**

(45) **Date of Patent:** **** Oct. 14, 2014**

(54) **JEWELRY PENDANT**

(71) Applicant: **Daniel Schifter**, Staten Island, NY (US)

(72) Inventor: **Daniel Schifter**, Staten Island, NY (US)

(**) Term: **14 Years**

(21) Appl. No.: **29/452,098**

(22) Filed: **Apr. 11, 2013**

(51) **LOC (10) Cl.** **11-01**

(52) **U.S. Cl.**

USPC **D11/79; D11/95**

(58) **Field of Classification Search**

CPC A44C 25/00; A44C 25/001; A44C 25/002;
A44C 25/004; A44C 25/007; A44C 25/008;
A44C 3/00; A44C 3/001; A44C 3/004

USPC D11/43, 44, 45, 79-86, 95, 96, 97, 99,
D11/1, 2, 7, 98, 100, 101, 102, 103, 104,
D11/105, 121; 63/12, 13, 18, 20; D99/24,
D99/25

See application file for complete search history.

(56)

References Cited

U.S. PATENT DOCUMENTS

D9,941 S *	4/1877	Keller et al.	D11/80
D134,068 S *	10/1942	Peters	D11/108
D173,562 S *	11/1954	Frankenthaler	D11/100
D268,652 S *	4/1983	Rousseau	D11/102
D319,415 S *	8/1991	Johnston	D11/101
D382,832 S *	8/1997	Burris	D11/112
D449,791 S *	10/2001	Clark	D11/101
D457,460 S *	5/2002	Bahnke	D11/82
D490,015 S *	5/2004	Anderson et al.	D11/109
D556,625 S *	12/2007	Martorano et al.	D11/101
D569,300 S *	5/2008	Glinberg	D11/96
D615,448 S *	5/2010	Jederman et al.	D11/95
D679,625 S *	4/2013	McSwain	D11/96

OTHER PUBLICATIONS

[Online] St. Bernadette Religious Medal "Exclusive." <http://www.picturesongold.com/products/saint-bernadette-medal-p70897.html>.*

[Online] St. Francis of Assisi Pray for Me Vintage Silver Religious Medal Pendant. <https://www.etsy.com/listing/176358450/saint-francis-of-assisi-pray-for-me?ref=market>.*

[Online] Round St. Michael Pendant. <http://www.allpatronsaints.com/Round-Saint-Michael-Pendant-in-Solid-14-Karat-Yellow-Gold-Pray-for-Us-Medal.aspx>.*

* cited by examiner

Primary Examiner — Garth Rademaker

Assistant Examiner — Melanie Pellegrini

(74) *Attorney, Agent, or Firm* — QuickPatents; Kevin Prince

(57)

CLAIM

I claim the ornamental design for a jewelry pendant, as shown and described.

DESCRIPTION

FIG. 1 is a perspective view of a jewelry pendant showing my new design;
FIG. 2 is a front elevational view of FIG. 1;
FIG. 3 is a rear elevational view of FIG. 1;
FIG. 4 is a left-side elevational view of FIG. 1, the right-side elevational view being a mirror image thereof;
FIG. 5 is a top plan view of FIG. 1; and,
FIG. 6 is a bottom plan view of FIG. 1.
The broken lines showing artwork and text in FIGS. 1 and 2 depict environmental matter and form no part of the claimed design.

1 Claim, 1 Drawing Sheet





FIG. 1



FIG. 2

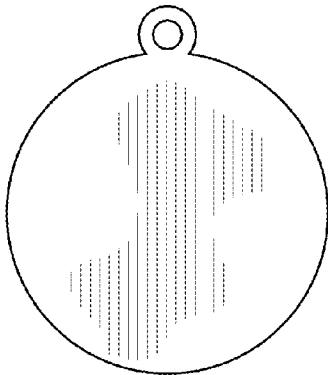


FIG. 3




FIG. 4



FIG. 5




FIG. 6